



# **Request for Legislative Appropriations**

**Fiscal Years  
2020 and 2021**



Legislative Appropriations Request

for Fiscal Years 2020 and 2021

Submitted to the  
Governor's Office of Budget, Planning and Policy  
and the Legislative Budget Board

by

The Texas Parks & Wildlife Department

August 27, 2018

This page is intentionally blank.

## TABLE OF CONTENTS

Administrator's Statement .....	page 1
Organizational Charts	
Certificate of Dual Submission	
Summaries of Requests	
Budget Overview .....	page 1
Summary of Base Request by Strategy .....	2.A. page 1
Summary of Base Request by Method of Finance .....	2.B. page 1
Summary of Base Request by Object of Expense.....	2.C. page 1
Summary of Base Request by Objective Outcomes .....	2.D. page 1
Summary of Exceptional Items Request .....	2.E. page 1
Summary of Total Request by Strategy .....	2.F. page 1
Summary of Total Request Objective Outcomes .....	2.G. page 1
Strategy Requests .....	3.A. page 1
Program-Level Request .....	3.A.1 page 1
Rider Requests	
Rider Revisions and Additions Request.....	3.B. page 1
Rider Appropriations and UB Request.....	3.C. page 1
Exceptional Items	
Exceptional Item Request Schedule.....	4.A. page 1
Exceptional Item Strategy Allocation Schedule .....	4.B. page 1
Exceptional Item Strategy Request .....	4.C. page 1

## TABLE OF CONTENTS (continued)

### Capital Budget Schedules

Capital Budget Project Schedule .....	5.A. page 1
Capital Budget Project Information .....	5.B. page 1
Capital Budget Allocation to Strategies .....	5.C. page 1
Capital Budget Project: Object of Expense and Method of Finance by Strategy.....	5.E. page 1
Capital Budget Project Schedule - Exceptional.....	page 1
Capital Budget Allocation to Strategies - Exceptional .....	page 1

### Other Supporting Schedules

HUB Supporting Schedule .....	6.A. page 1
One-time Expenditure Schedule.....	6.B. page 1
Federal Funds Supporting Schedule.....	6.C. page 1
Federal Funds Tracking Schedule.....	6.D. page 1
Estimated Revenue Collections Supporting Schedule .....	6.E. page 1
Homeland Security Funding Schedule .....	6.G. page 1
Estimated Total of All Agency Funds Outside the GAA Bill Pattern.....	6.H. page 1
10 Percent Biennial Base Reduction Options Schedule.....	6.I. page 1
Part A Budgetary Impacts Related to Recently Enacted State Legislation Schedule.....	6.K. page 1
Part B Summary of Costs Related to Recently Enacted State Legislation.....	6.K. page 1
Document Production Standards.....	6.L. page 1

### Administrative and Support Costs

Indirect Administrative and Support Costs .....	7.A. page 1
Direct Administrative and Support Costs .....	7.B. page 1

### Capital Projects

Summary of Requests for Capital Project Financing.....	8.A. page 1
--	-------------

**TAB PLACEHOLDER**

**Administrator's  
Statement**





**Administrator's Statement**

8/27/2018 11:51:10AM

86th Regular Session, Agency Submission, Version 1  
Automated Budget and Evaluation System of Texas (ABEST)

---

**802 Parks and Wildlife Department**

---

On behalf of the Texas Parks and Wildlife Department (TPWD), I am pleased to present the agency's Legislative Appropriations Request (LAR) for the 2020-21 biennium. In line with policy directives and LAR instructions, this request reflects baseline funding at 100% of 2018-19 levels and expresses TPWD's priorities for programs we believe are of highest value to Texas' hunters, anglers, boaters, park goers, landowners, and other outdoor enthusiasts whose support and participation largely finance our work.

This funding is necessary to further our mission, which is "to manage and conserve the natural and cultural resources of Texas and to provide hunting, fishing and outdoor recreation opportunities for the use and enjoyment of present and future generations." This mission is essential to the quality of life, heritage, health, and economic well-being of all Texans.

**EXCEPTIONS TO THE BASELINE REQUEST LIMITATION:**

Exceptions to the baseline request limitation for TPWD include amounts needed to maintain public safety in the border region, satisfy debt service requirements for bond authorizations, and fund lease payments for the Master Lease Purchase Program (MLPP). Base funding for TPWD's law enforcement efforts in the border region for FY2020-21 totals \$28.5 million and reflects a decrease from FY2018-19 levels of \$32.1 million identified by the LBB. Amounts were determined based on on-going salary, operating and capital needs for game wardens in the border region. Final amounts for debt service and lease payments in FY2020-21 will be determined by the Texas Public Finance Authority, but are expected to reflect declines as compared to FY2018-19 amounts.

**OPPORTUNITIES/CHALLENGES:**

At the close of the last legislative session, TPWD was pleased to receive funding for a number of critical needs. The 85th Legislature appropriated monies to address law enforcement capital transportation needs, weather-related construction and repairs, new deferred maintenance/capital construction projects, TPWD's transition to the new CAPPS HR/Payroll system, and funding for overtime, operating and capital equipment related to border security activities.

Key issues and challenges facing the department leading into the 86th Legislative Session include:

**STATE PARK VISITATION/DEMAND AND FUNDING NEEDS**

Texans' overwhelming support for and use of state parks has continued to grow with our population increase. State park visitation reached a record 9.7 million visits in FY2017, and park revenues have increased by 40% in the past five years. Notwithstanding successful customer satisfaction and outreach, increased visitation has posed numerous operational challenges, including many sites reaching maximum visitor capacity on a regular basis and having to turn away visitors. As the state park system approaches its 100th anniversary in 2023, serious consideration needs to be given to how best to balance rising costs of labor and materials, long-term deferred maintenance, flood- and hurricane-related damages with the increased public demand and need to ensure appropriate upkeep, visitor safety, and quality visitor experiences. Sustained and predictable funding through appropriations of sporting goods sales tax receipts, earned revenue from the parks, and strategic use of State Park Fund 64 balances offer a path forward to meet state park construction, maintenance, operations, and other customer demands effectively.

**HURRICANE HARVEY IMPACTS/DEFERRED MAINTENANCE & CAPITAL CONSTRUCTION/REPAIR PROGRAM**

Hurricane Harvey caused widespread wind and flood damage to 30+ TPWD sites, including 16 State Parks, 5 Wildlife Management Areas, 8 Coastal Fisheries facilities and the Rockport regional office, which supports south Texas State Parks, Law Enforcement and Wildlife division field operations. Many parks experienced closures lasting from several days to up to six months. Overall damages to TPWD are estimated at \$27.5 million, of which approximately \$10.1 million is estimated to be reimbursed by FEMA, subject to completion of site visits and damage evaluation.

---

**802 Parks and Wildlife Department**

---

In the aftermath of the hurricane, TPWD initiated a number of emergency construction projects to restore critical operations, shifting priorities for FY2018-19 weather-related repair funding and redirecting \$11 million of the total \$49 million to handle these urgent projects. There are also significant road damages, which are above the current \$20 million biennial road/bridge maintenance needs funded through TXDOT.

Over the past 11 years, TPWD has reallocated approximately \$100 million to natural disaster recovery, including fire, flooding, hurricanes, and hail damage. Although natural disasters cannot be predicted, the department can expect unplanned circumstances will have financial impact that must be planned for each year. In order to adequately address damages caused by inevitable disasters, the agency needs sustainable funding that does not divert resources from ongoing deferred maintenance needs.

In addition to working to address these significant impacts, TPWD continues to be faced with an accumulated backlog of infrastructure improvement and repair needs across the TPWD system, including state parks, wildlife management areas, hatcheries and office facilities statewide. While TPWD is committed to expending funds appropriated for these purposes efficiently and effectively, the inability to carry forward unexpended balances of General Revenue and General Revenue-Dedicated capital construction amounts makes attaining this goal more challenging. The requirement to have all funds encumbered in contracts in the same biennium in which they are appropriated significantly limits agency flexibility to respond to emerging priorities such as those caused by unexpected weather catastrophes and can pose impediments to efficient use of capital funding.

#### BATTLESHIP TEXAS

Over the last 70 years, the Battleship Texas has been subject to continuous environmental and physical threats while resting in the shallow, corrosive waters of the Houston Ship Channel. Today, the ship is facing an exponential increase in leaks, and as ongoing costs to maintain the ship continue to mount, it has become clear that the state must make some challenging decisions regarding the future of the battleship. These include placing the ship into a dry berth for its continued preservation, or electing to scrap the ship and salvage and preserve key artifacts from the Battleship Texas. Both paths forward are expensive and have risk, but leaving the ship in her current state is not sustainable for the vessel or the state.

#### HISTORIC SITES

The Sunset Advisory Commission recently adopted a recommendation to transfer the eight remaining stand-alone historic sites (Battleship Texas, Fanthorp Inn, Fort Leaton, Lipantitlan, Monument Hill/Kreische Brewery, Port Isabel Lighthouse, San Jacinto Monument and Battleground, and Washington-on-the-Brazos) from TPWD to the Texas Historical Commission. If this transfer is approved by the Legislature, it is likely that associated staffing and resources would also be shifted. However, there are several services provided by TPWD that indirectly support these historic sites. These services/programs could not be transferred or diminished without substantially impacting remaining sites in the TPWD system.

#### MANAGED LANDS DEER PROGRAM

The Managed Lands Deer Program has been very successful in encouraging hunting and deer harvest, deer management, and habitat conservation on private lands by allowing enrolled landowners to have the state's most flexible deer seasons and bag limits. Managed Lands Deer Program participation is currently provided free of charge. Since 2002, the number of ranches and acreage in the MLDP has increased over 500%, while the number of district biologist positions that handle MLDP has remained static. Many landowners would like TPWD to charge a fee for participation in the program and to use the receipts to deal with growth in demand for MLDP services. Such a fee could generate up to \$3 million per biennium, to be used to pay for increased demand for TPWD biologists' services, technical guidance on private lands, the development of the Texas Wildlife Information Management Services (TWIMS) system, and other services. Statutory and rider authority would be needed to allow TPWD to charge the fee and use it on the MLD program.

---

**802 Parks and Wildlife Department**

---

**OYSTERS**

House Bill 51 of the 85th Legislature aimed to address problems with the harvest of undersize (sub-legal) oysters by establishing enhanced penalties for such violations. Another important tool in preventing harvest of undersized oysters is the use of management closures to reseed or restock areas that have been overworked or damaged. However, since violations related to harvesting oysters from a management closure area do not carry enhanced penalties, oyster captains have realized they can harvest oysters from these areas and pay any fines incurred for little more than the "cost of doing business". TPWD would like to see this discrepancy remedied so that violations associated with harvesting from an area closed by the department would mirror those in HB 51 for undersized oysters.

**DEER/CHRONIC WASTING DISEASE(CWD)**

The CWD Management Plan developed by TPWD and the Texas Animal Health Commission (TAHC) focuses on early detection and containment of the disease. The principle strategy of early detection includes establishment of voluntary and mandatory check stations as well as enhanced testing requirements for facilities permitted to move live deer, all designed to increase the chance of detecting CWD where it exists and before it is moved. Intensive sampling efforts have resulted in over 72,000 tissue samples collected from hunter-harvested and road-killed deer, and deer breeder operations statewide during the current and previous two fiscal years. TPWD will continue to coordinate with TAHC on this very important issue to ensure the protection of all deer populations and deer hunting in Texas .

**PARK ROAD REPAIRS & CONSTRUCTION**

State park road repairs and construction are funded through the Texas Department of Transportation (TxDOT) via a rider which directs TxDOT to expend \$20 million each biennium for that purpose. This amount has not changed since FY2010. In light of substantial wear and tear on existing roads within the system from heavy usage and deferred maintenance, as well as damages due to weather-related events, TPWD believes consideration of additional investments in state park road maintenance, repairs and development will be required to ensure adequate stewardship of these public assets.

**STRATEGIC PRIORITIES AND FUNDING REQUESTS:**

The Land and Water Resources Conservation and Recreation Plan (Land and Water Plan) guides the department's operational activities to conserve natural resources and provide outdoor recreational opportunities. The plan consists of four main goals: 1) Practice, encourage, and enable science-based stewardship of natural and cultural resources; 2) Increase access to and participation in the outdoors; 3) Educate, inform, and engage Texas citizens in support of conservation and recreation; 4) Employ efficient, sustainable, and sound business practices.

TPWD's base and exceptional item requests, as outlined below, were carefully considered to ensure they reflect the highest value for the citizens of Texas and are in line with statewide goals of ensuring efficient, effective, transparent and accountable government, while also providing funding in support of Land and Water Plan goals .

**BASE FUNDING:**

For the 2020-21 biennium, TPWD has been provided an opportunity to address several important and long-standing needs by re-purposing existing base level authority. The more significant examples of this include:

- General Revenue authority provided in FY2018-19 for the purchase of a 65-ft offshore vessel for law enforcement border security efforts has been re-purposed for officer safety and effectiveness to equip game wardens with mobile and portable radios to ensure adequate inter-operability and communication with other law enforcement staff & first responders during emergency events and routine operations.
- General Revenue-Dedicated (GR-D) Lifetime License Endowment Account No.544 authority provided in FY2018-19 has been re-purposed to other GR-D sources to

---

**802 Parks and Wildlife Department**

---

address a number of critical staff recruitment & retention and operational needs within the department. The Lifetime License Endowment Account would be unable to support continuation of the full FY2018-19 appropriation levels due to fund balance restrictions.

- Capital construction authority has been shifted to operations to address issues such as state park funding shortfalls, capital construction project paid salaries, and other TPWD operational needs.

Maintaining base funding for these purposes is a very high priority need for TPWD, to meet ongoing and future operations. If TPWD's base funding is not approved as submitted, these items would likely be pursued as exceptional items, and re-submission and re-prioritization of the exceptional items outlined below would be necessary.

**EXCEPTIONAL ITEMS:**

**ADDRESS INCREASED PARK VISITATION, USAGE & RELATED COST INCREASES:** The State Parks system is experiencing increased pressures, failures, and resource demands due to significantly increased visitation, costs of serving more visitors, recurring disasters and aging & declining facilities. As such, State Parks have a critical need for operating funds to continue providing core services, such as daily site maintenance, pre-emptive repairs, and routine customer service activities. Additional visitation also brings the need for increased law enforcement to ensure visitor safety and resource protection.

This item requests a total of \$15.4 million for State Parks over the biennium, as follows:

--\$5.3M/46.0 FTEs to help manage state park operations statewide. This would fund 14 park officer positions to better meet safety & security requirements and 32 positions ranging from clerks, custodians, maintenance staff & rangers to address added visitor service & park maintenance needs resulting from increased visitation, as well as increased operating and equipment costs.

--\$375K/6.38 FTE for pre-opening activities at Galveston Island and Palo Pinto State Parks in FY2021.

--\$800K for minor repairs to address impacts of heavy visitation to aging park facilities.

--\$3.7M for transportation items & equipment to allow TPWD to come closer to replacing vehicles at the 10 year/100,000 mile threshold, and to replace equipment such as worn out/ broken mowers & trailers.

--\$5.2M to address operating cost increases/other operational imperatives. This includes funding for items such as increased fuel, electricity, waste disposal costs, maintenance & repair of vehicles/equipment, hazard tree removal, pest services, supplies and non-capital equipment. This also includes \$375K tied to concession growth reinvestment in order to maximize revenue and allow additional investments in merchandise, rental equipment, and food products for resale at concession operations.

**DEVELOP PALO PINTO MOUNTAINS STATE PARK:** This item requests \$12.5 million to complete the development of Palo Pinto Mountains State Park. The new park will include a headquarters/visitor center, maintenance complex, canyon view day use, multi-use, equestrian and tent camping, lakeside day use, and hike & bike and equestrian trails. TPWD plans to leverage private donations and TxDOT funding to help complete the park facilities and construct required roads and bridges.

**FUND CRITICAL DEFERRED MAINTENANCE, CAPITAL CONSTRUCTION & REPAIR NEEDS:** TPWD's land and facility holdings include field offices, state parks, natural areas, historic sites, wildlife management areas, fish hatcheries, outreach centers, and the Austin headquarters complex. These sites, many of which are more than 40 years old, require ongoing infrastructure investment to ensure proper functioning, adequate maintenance, enhanced visitor experiences, and the safety of staff and visitors.

This request would provide \$40.6 million over the biennium to address TPWD's highest priority deferred maintenance, capital construction, and repair needs at state parks, WMA's, hatcheries and other field locations across the state.

---

**802 Parks and Wildlife Department**

---

LAW ENFORCEMENT TRAINING, EQUIPMENT & AIRCRAFT: This exceptional item requests \$16.0 million over the biennium to ensure that officers are adequately equipped and trained to safely and efficiently carry out their duties, including routine patrols, presence on public waterways, disaster response, and search and rescue missions. The request includes:

- \$1M for radios capable of statewide interoperability to support Game Wardens in officer safety, communication with other first responders, and effectiveness & efficiency in carrying out their mission of public safety, natural resource protection, disaster response and law enforcement activities.
- \$1M for equipment such as night vision goggles, marine sonar, medical trauma kits, thermal imaging units, swift water rescue and helicopter hoisting equipment necessary for enhancing operational safety, day/night capability & situational awareness and victim rescue and recovery.
- \$2M for training for Boat Operations, Search & Rescue, Firearms, Investigations, Aviation, Dive, Tactical and In-service training. This training will help TPWD Law Enforcement maintain required certifications & increase operational capability while mitigating safety concerns & maximizing effectiveness in serving our constituents.
- \$12M for two new aircraft to ensure TPWD law enforcement can continue to execute its current mission set safely, curtail rising maintenance costs, and accommodate increasing mission capability requirements, particularly for emergency response and rescue operations. A properly equipped fixed wing aircraft would be capable of providing intelligence, surveillance & reconnaissance for resource protection activities and would also be an asset during all hazard response & border/homeland security operations. A new helicopter would allow LE to fully support its current preplanned mission schedule and exigent requests for support, while increasing the service life of the current helicopter.

IMPLEMENT CENTRALIZED ACCOUNTING AND PAYROLL/PERSONNEL SYSTEM (CAPPS) - FINANCIALS: The 80th Texas Legislature passed House Bill 3106, charging the Comptroller's Office with implementing the Centralized Accounting and Payroll/Personnel System statewide. Currently TPWD utilizes an Oracle based internal financial system (BIS v.11i) which has been in place since 2011. CAPPS will replace this application with an easy-to-use and easy-to-update system that can be scaled to meet the diverse needs of the agency.

TPWD is scheduled to transition to the Financials component of CAPPS during the 2020-21 biennium, with an anticipated project start date of August 1, 2019 and implementation by September 1, 2020. This item requests \$2.2 million over the biennium for TPWD's staffing and operational needs associated with implementation of CAPPS Financials.

ADDRESS HURRICANE HARVEY DAMAGES: Over thirty department facilities suffered extensive damage due to Superstorm Harvey. To address more immediate and urgent repair needs such as regional offices and parks that were forced to close due to storm damage, TPWD redirected a significant portion of existing FY2018-19 construction/repair funding towards Harvey related repairs. However, several other critical projects have not yet been addressed. This exceptional item requests \$9.0 million to fund additional projects stemming from Hurricane Harvey impacts. This would include levee repairs at Brazos Bend State Park (\$2M); restoration of the Buescher State Park Civilian Conservation Corps Dam Spillway (\$6M); and anchoring equipment to mitigate risks to Battleship Texas in the event of additional catastrophic weather events (\$1M).

PROVIDE LOCAL PARK GRANT FUNDING: Local parks provide invaluable outdoor recreational and educational opportunities for communities around the state and help contribute to the physical, social, and mental well-being of its residents. They also offer positive and demonstrable economic impacts to communities. This item would provide \$5.0 million in Sporting Goods Sales Tax over the biennium to fund local park competitive grants and fund the local park grant program at 100% of FY2018-19 levels.

DRY-BERTH BATTLESHIP TEXAS: Should the Legislature choose to pursue this alternative, this item would provide \$100 million over the biennium to dry-berth the

---

**802 Parks and Wildlife Department**

---

Battleship Texas in place in the Houston Ship Channel, and would include amounts necessary for permitting, design, construction, inspection, and testing. While this proposal would fund the most effective means of mitigating corrosion and degradation and preserving the ship, TPWD fully anticipates that further discussion, taking into account all available options and Sunset Commission recommendations, will be required during session.

**RIDERS:**

TPWD's LAR reflects several rider modifications aimed at improving transparency, efficiency and effectiveness of programs and operations. Some of the more significant are shown below:

**PAYMENTS TO STATE PARK BUSINESS SYSTEM VENDOR:** This new rider is needed to ensure TPWD can address costs associated with the new State Parks Business System (formerly TxParks) contract. The new contract is structured on a percent-of-revenue basis (4%), rather than the current flat fee structure. As such, contract costs will fluctuate depending on park revenues in any given year. The requested rider is critical to allowing TPWD the flexibility needed to address contract costs increases associated with increases in park revenues.

**CAPITAL CONSTRUCTION UB FOR GR & GR-D SOURCES:** TPWD's bill pattern for the 2018-19 biennium did not allow for UB of General Revenue (GR) or General Revenue-Dedicated (GR-D) capital construction funds from the prior biennium. The inability to carry forward funds hampers planning and flexibility, and jeopardizes the department's ability to mitigate risks, especially in light of capital construction program challenges such as funding uncertainty from one session to the next, weather and disaster events, changing legislative priorities, and emergency projects. TPWD is requesting modifications to Rider 4 (Unexpended Balances for Construction Projects) to allow carry-forward of unexpended GR and GR-D amounts, if any, from one biennium to the next.

**BORDER SECURITY:** TPWD requests modifications to Rider 15 to allow greater flexibility in use of border funds to address game warden training and other needs statewide. The TPWD Law Enforcement Division is focusing on a needs-based response concerning border security. All game warden jobs relate to the border mission and all game wardens will at some point work in the border areas. More flexibility in use of this funding would help increase warden safety by providing training and equipment for all wardens.

**APPROPRIATION OF OYSTER SHELL RECOVERY RECEIPTS:** TPWD is requesting modifications to Rider 30 language to clarify that it includes new oyster cultch replacement fees as well as oyster tag fees, and allows for UB within the biennium. This would make the rider language consistent with the rider amounts as updated by the LBB in the Fiscal Size-Up version of the bill (which incorporated Article IX, Section 18.04 Contingency for HB51) and would ensure continued appropriation of new cultch replacement fees authorized by House Bill 51.

**APPROPRIATION OF STATE PARKS MERCHANDISE FOR RESALE INCOME:** This new rider would allow TPWD to reinvest a portion of the revenue generated from staff-operated concession operations towards merchandise, rental equipment and food products for resale at those concession operations. It is anticipated that the ability to reinvest revenues in the program will lead to and enhance revenue growth, repeat visitation, destination travel and economic value.

**10% BIENNIAL BASE REDUCTION OPTIONS SCHEDULE:**

TPWD's calculated 10% biennial base reduction for the 2020-21 biennium is \$53.1 million. The reductions would impact the following key areas:

TPWD would be required to substantially reduce important initiatives, such as the local parks grant program, thereby impacting the ability of local communities across the state to provide new or upgraded parks and recreational facilities to citizens. The amount of local park grants awarded by TPWD would decrease, as would effectiveness

---

**802 Parks and Wildlife Department**

---

in improving and expanding public access to the outdoors.

The state's stewardship of natural resources, in particular migratory game bird species, would be impacted by the reduction of pass-through funding for research and conservation initiatives with conservation partners as well as survey and design work for habitat improvement on state owned properties.

Elimination of contracts associated with the Texas Farm and Ranch Lands Conservation Program (TFRLCP) would result in loss of an important tool for incentivizing the permanent conservation of private working lands with high values for water, fish, wildlife and agricultural production. This would significantly reduce our effectiveness in conserving the state's fish, wildlife, water, and open space resources. During the 2016-17 biennium, almost \$1.9 million in TFRLCP grants were awarded, helping to conserve an estimated 13,070 acres of working lands and protecting valuable natural resources. In the 2018-19 biennium, an additional \$1.8 million will be awarded covering another 16,010 acres.

TPWD's capacity to deliver prevention, rapid response, containment, and control of aquatic invasive species would also be impacted. This would include an estimated 25% reduction in capacity for statewide control of aquatic invasive vegetation. Cooperative research with universities designed to improve the effectiveness of aquatic invasive species control efforts would be dramatically reduced, if not completely eliminated. Capacity to deliver public awareness campaigns centered on preventing the spread of aquatic invasive species, particularly zebra mussels and giant salvinia, would be eliminated. The loss of FTEs would reduce or eliminate capacity to conduct zebra mussel boat and trailer inspections at reservoir boat ramps and marinas.

Finally, state park, wildlife and fisheries related capital construction projects would be negatively impacted. Delays in addressing critical facility needs across the system will result in higher future costs, increased liability and safety hazards, and greater risk of negative impacts to operational efficiency.

In summary, these reductions would adversely impact the state's quality of life, outdoor tourism, rural economic vitality, public safety, public lands, waters and facilities, and its stewardship of its vibrant and valuable natural resources.

**CRIMINAL HISTORY BACKGROUND CHECKS:**

In accordance with Texas Government Code, Section 411.135 the department conducts criminal history checks on all new employees, volunteers, and contractors. Specifically, criminal background checks are conducted on all individuals applying for law enforcement positions according to the Occupations Code, Section 1701.303. Criminal background checks are also conducted on current information technology employees and contractors who have access to information technology resources according to Texas Government Code, Section 411.1405.

**PLANS TO TRANSITION TO STATEWIDE CAPPS SYSTEM:**

As reflected in the exceptional item requests above, TPWD is planning to transition to the Financials component of CAPPS in the 2020-21 biennium.

We do not anticipate any changes to exempt positions in the upcoming biennium.

**COMMISSION MEMBERS:**

Ralph H. Duggins, Chairman	May 6, 2013 – Feb. 1, 2019	Fort Worth
S. Reed Morian, Vice-Chairman	Nov. 18, 2015 – Feb. 1, 2021	Houston

**Administrator's Statement**

8/27/2018 11:51:10AM

86th Regular Session, Agency Submission, Version 1  
Automated Budget and Evaluation System of Texas (ABEST)

---

**802 Parks and Wildlife Department**

---

T. Dan Friedkin, Chairman-Emeritus	Feb. 2, 2011 – Feb. 1, 2017	Houston
Anna B. Galo	Nov. 18, 2015 – Feb. 1, 2019	Laredo
Bill Jones	Sept. 1, 2011 – Feb. 1, 2017	Austin
Jeanne W. Latimer	Nov. 18, 2015 – Feb. 1, 2021	San Antonio
James H. Lee	May 6, 2013 – Feb. 1, 2019	Houston
Dick Scott	Feb. 1, 2011 – Feb. 1, 2017	Wimberley
Kelcy L. Warren	Nov. 18, 2015 – Feb. 1, 2021	Dallas

Lee M. Bass, Chairman-Emeritus

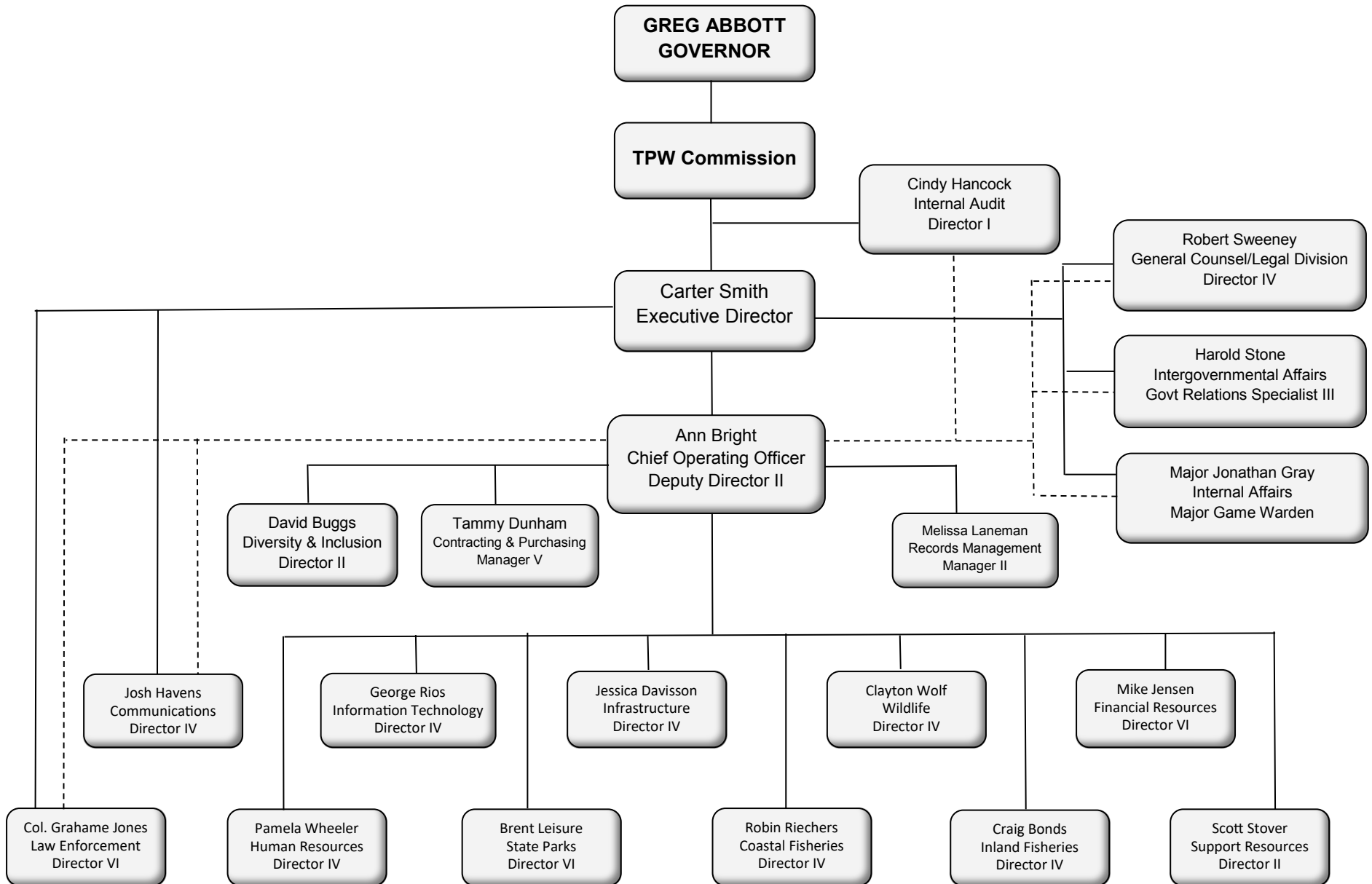


## EXECUTIVE OFFICE

### Functional Responsibilities

- Executive Director: Serves as the agency's chief executive officer and is accountable to the TPW Commission for the overall operations of the department. Coordinates the development of agency strategy and policy, supervises senior agency management, makes major budgetary allocation decisions, serves as the senior decision authority, and acts as the chief spokesman for the agency. Responsible for management and oversight of 13 divisions with a wide variety of programs, facilities and services.
- Chief Operating Officer: Oversees the day-to-day internal operations of the agency. Supervises senior agency management and provides oversight for agency programs, facilities and services. Assists the Executive Director and executive management team in determining strategic direction, financial planning, administration initiatives and functions of the assigned divisions and program areas. Helps plan and direct legislative initiatives and statutory matters related to assigned divisions and program areas.
- Internal Audit: Reviews and evaluates TPWD's management controls and governance processes for all department operations, performs assurance and management advisory services and facilitates business risk assessments. Serves as the external audit liaison for all audits of TPWD by external audit entities, and for statewide and federal audits. Assists management in coordinating management responses for all external audits.
- Internal Affairs: Responsible for internal employee investigations, threat assessments and criminal investigations; coordinates with other law enforcement jurisdictions and provides emergency response services.
- Purchasing and Contracting: Oversees and manages the agency's procurement process, including the development and review of solicitations and agreements, as well as monitoring compliance with state purchasing requirements and implementing the agency's Historically Underutilized Business (HUB) program.
- Intergovernmental Affairs: Coordinates all activities related to the Legislature, and assists with engagement and interaction with other public officials at the local, state and federal levels.
- Office of Diversity and Inclusion: Oversees the Department's diversity and inclusion efforts; works with executive management to set strategic direction for internal and external engagement.
- Records Management: Provides records management and retention services for all department records, preservation and protection of records, maintains and certifies the Department's Record Retention Schedule with the Texas State Library and Archives Commission.
- Executive staff coordinates all activities related to the Commission, Legislature, Executive Office, and the Texas Parks and Wildlife Foundation.

# TEXAS PARKS AND WILDLIFE DEPARTMENT

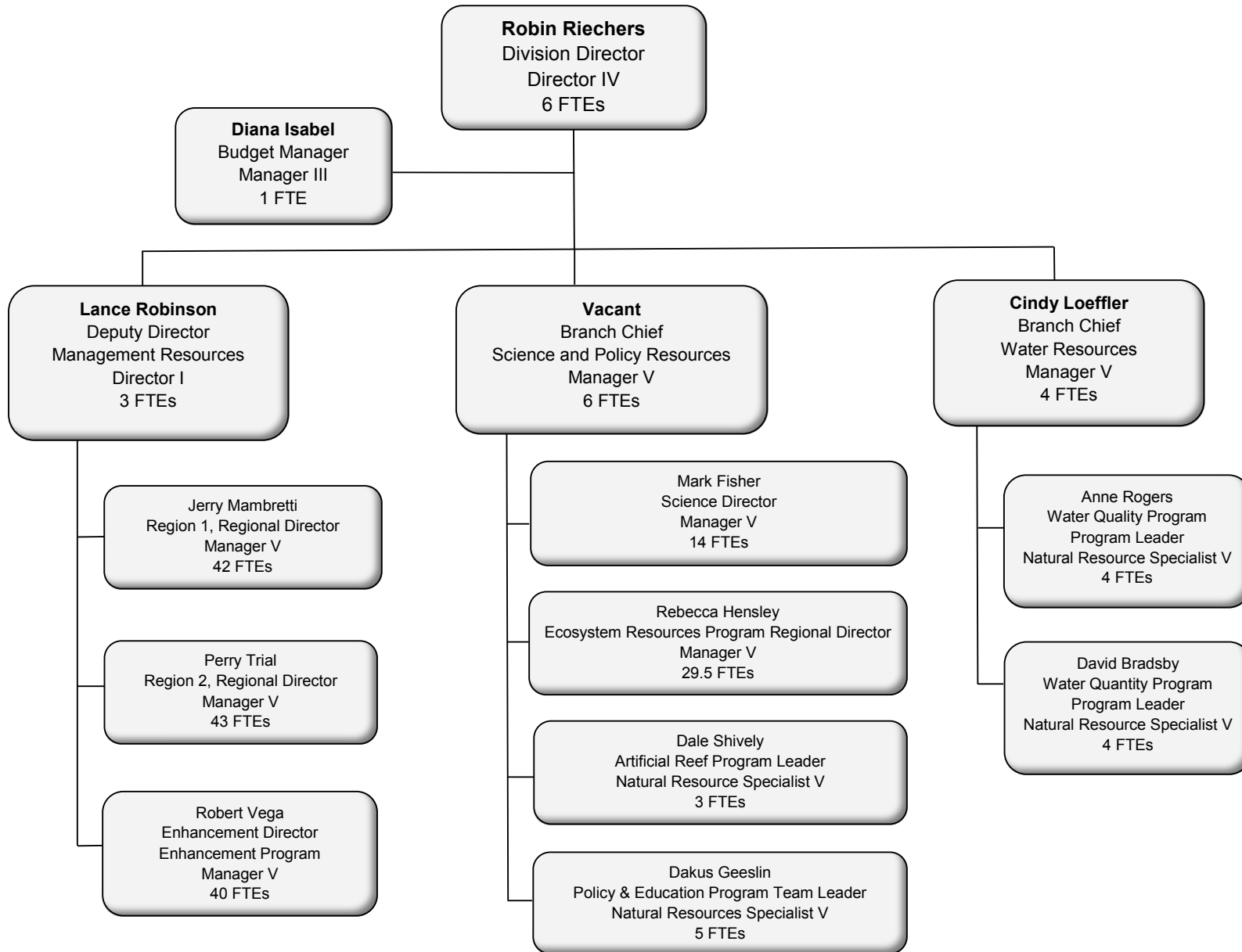


## COASTAL FISHERIES DIVISION

### Functional Responsibilities

- The Coastal Fisheries Division manages the marine fishery resources of Texas' four million acres of saltwater, including the bays and estuaries and out to nine nautical miles in the Gulf of Mexico. Coastal Fisheries management strategies are directed toward optimizing long-term utilization and sustaining fisheries populations at levels that are necessary to ensure replenishable stocks of commercially and recreationally important species.
- The Management Resources Branch monitors and manages marine natural resources for optimal benefit to the State of Texas.
- The Enhancement Hatchery Program produces and stocks marine species in coastal estuaries of the State to enhance economically important recreational fisheries.
- The Science and Policy team is responsible for analyzing and preparing data and information for the division's policies and programs. This team is responsible for geo-spatial modeling and analysis, social and economic analysis, and outreach to fisheries stakeholders. Lastly, this team conducts project management planning and implementation for division programs including the limited entry programs, buyback programs and management of grant processes for the division.
- The Ecosystem Resources Program (ERP) performs investigations and assessments and provides technical guidance/recommendations for avoidance and minimization of coastal impacts. ERP staff interacts with agencies and other stakeholders to review and comment on Section 10/404 permit applications, NEPA documents and other environmental documents. ERP staff also conducts data collection and analysis to better understand and quantify ecosystem functions, including freshwater inflows, water quality, and habitat needs. To increase public awareness of Texas coastal ecosystems, outreach activities (e.g., Coastal Expos) are conducted that target participation of urban youth and minorities.
- The Water Resources Branch represents the Department in water planning and permitting matters statewide to ensure sufficient water quality and quantity to support the needs of fish, wildlife and recreation.

# COASTAL FISHERIES DIVISION

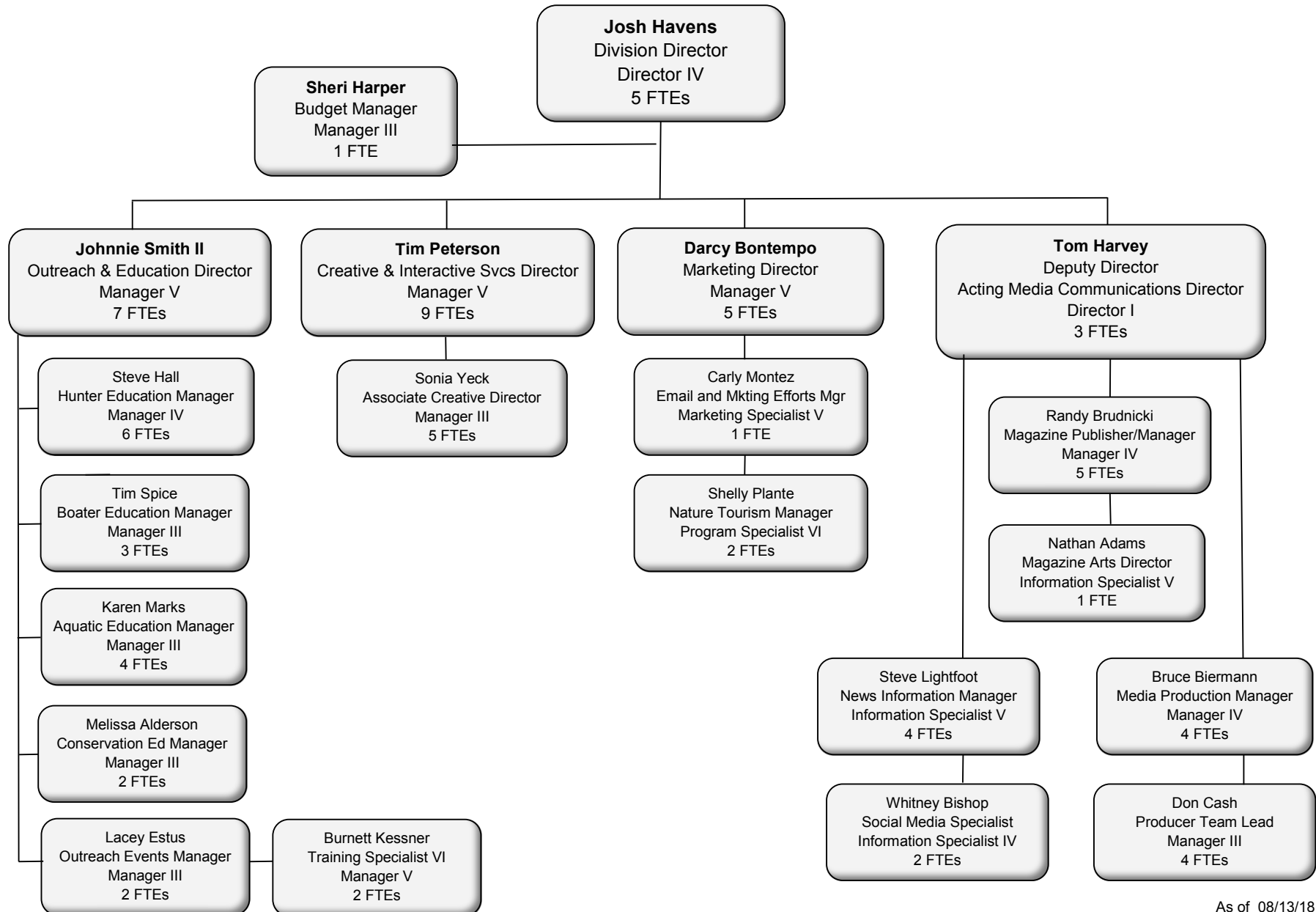


## COMMUNICATIONS DIVISION

### Functional Responsibilities

- Director's Office: Provides strategic direction and counsel for division staff and TPWD leadership on communications-related issues. Staff is also responsible for the preparation and monitoring of the division's operating budget, reporting on performance measures and legislative activities.
- Media Communications Group: Produces a variety of public information products including the Texas Parks and Wildlife Magazine, a weekly PBS television series, a daily radio and podcast series, and a variety of other video products. This group also produces news releases, video news reports and serves as point of contact for state and national media. In addition, this group manages the Department's social media engagement efforts.
- Outreach and Education Group: Provides statewide outdoor skills and conservation education train-the-trainer programs as well as management of thousands of volunteer instructors. Partnerships with key community groups help introduce new and underserved audiences to the outdoors and participation in TPWD's mission. Train-the-trainer workshops are the agency's primary tie with formal and informal educators. Oversees and implements the state mandated hunter, boater and water safety education programs, and provides hunting incident reports and target range grants. These programs emphasize safe, knowledgeable and responsible participation and meet national standards for reciprocal certifications. Provides Fishing and Aquatic Education, Project WILD suite of educator workshops and Archery in the Schools program. Provides outreach, such as Get Outside!® and other outreach events, the Becoming an Outdoors Woman outdoor skills workshops, mobile sporting clays, a Community Archery initiative and leadership in the state Children in Nature effort. Efforts focus on participation and wise use of fish and wildlife resources and state parks as a recreational and educational resource.
- Marketing Group: Develops and implements marketing efforts for Department sites, programs, products and initiatives to increase visitation to state parks and other sites, sell hunting and fishing licenses, promote sales of revenue-generating products and programs and increase public awareness of conservation issues such as invasive species. This group also manages nature tourism programs (including Texas Paddling Trails, The Great Texas Wildlife Trails and The Great Texas Birding Classic) and the agency's email marketing efforts. In addition, the group provides expertise in sponsorships, consumer research, database analysis and Hispanic marketing.
- Creative and Interactive Services Group: Administers the Department's website, content management system (Plone) intranet site, mobile app development, other agency websites, social media and web-related policies. The group also manages the Department's publications policy, print design, print and copy services, and photography services.

# COMMUNICATIONS DIVISION

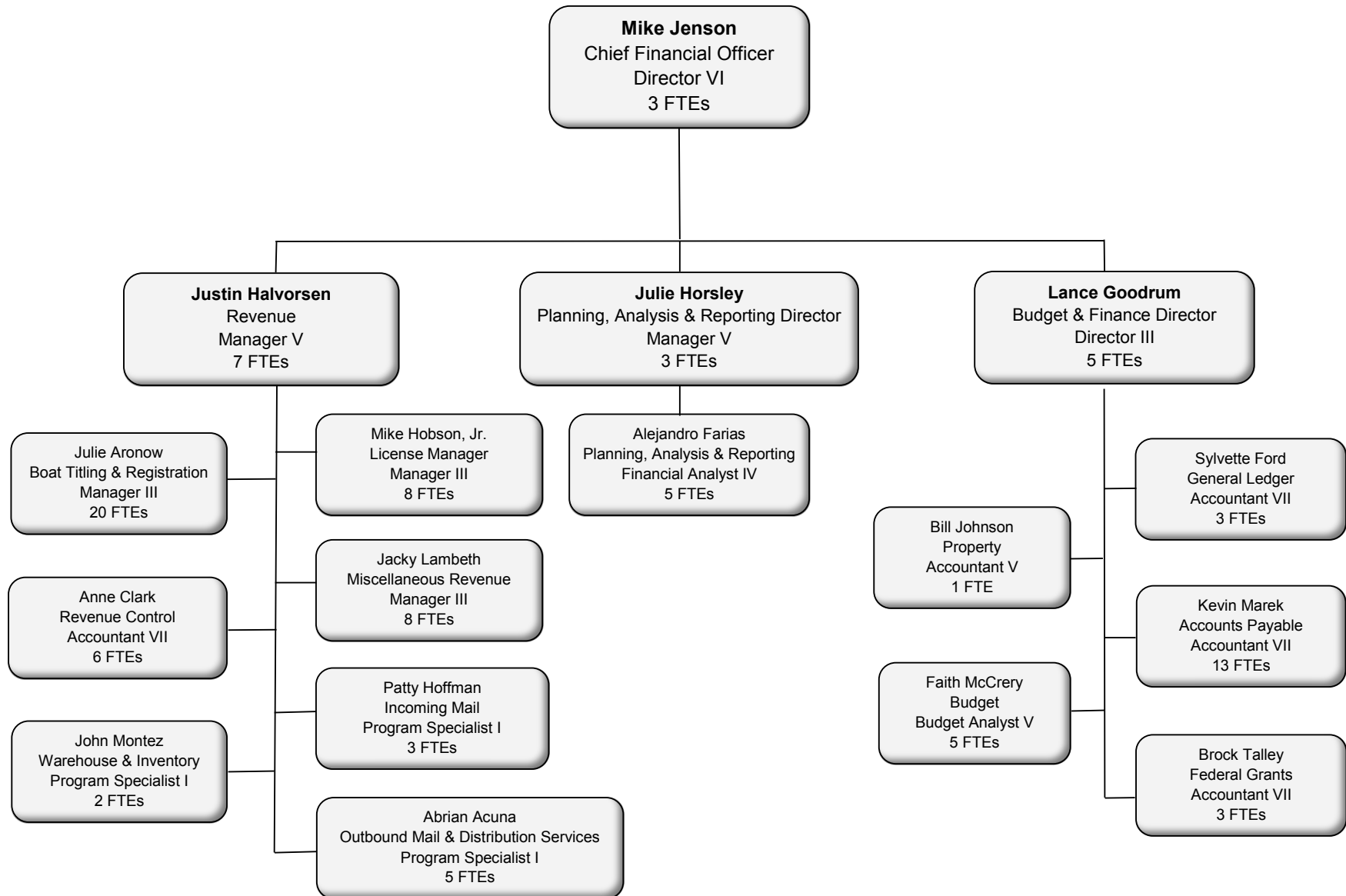


## FINANCIAL RESOURCES DIVISION

### Functional Responsibilities

- **Budget:** Provide budget preparation and analysis to oversight agencies and TPWD executive management; and provide budget maintenance, support, and research to stakeholders both internal and external. Responsible for developing and managing the LAR, Annual Operating and Capital Budget, Rider reporting, and assistance with fiscal note analysis.
- **Planning, Analysis and Reporting:** Provide support, research, analysis and information to help internal executive management and staff as well as legislative and other oversight offices make informed decisions regarding TPWD programs, fund balances, revenues and other areas. Responsible for the legislative strategic plan (Natural Agenda), business plan analysis, revenue estimating, fund balance analysis, financial report development/design and financial systems maintenance, financial data warehouse architecture, reconciliation services, performance measure system, oversight agency reporting (including LAR), special projects and on-going TPWD analytic training.
- **Grants Administration:** Oversee the fiscal elements of all grants awarded to TPWD. Prepare, review and/or approve each stage of grants from application submittal through the final closeout, in collaboration across divisions. Responsible for tracking, monitoring, reporting, and seeking reimbursement for a wide variety of federal grants; annually negotiating a federal indirect rate with Department of Interior; coordinating external audit reviews and related corrective actions; overseeing compliance with federal license diversion restrictions; and completing the annual SEFA for the AFR.
- **Accounting:** Accurately, efficiently, and in compliance with GAAP, GASB, State and Federal statutes, rules and regulations, manage the following: (a) The processing of, accounting for, and tax notices related to expenditure transactions; (b) accounting and monitoring of the capitalized and controlled assets of the agency; (c) accounting and collection of revenue transactions; (d) general ledger accounting and reporting for the agency and the agency's petty cash accounts and donation reporting and tax notices. Responsible for AP and property accounting; revenue control, revenue contract accounting, and state park revenue accounting; GL accounting; and preparation and submission of the AFR.
- **Revenue:** Ensure implementation of statutory provisions related to the issuance of hunting and fishing licenses, endorsements and permits and to vessel and outboard motor registration and titling; manage all sales channels, agents, and systems; properly account for all such sales and revenue; and provide outstanding internal and external customer service for all license and boat registration and titling transactions. Responsible for hunting and fishing license issuance and for boat registration and titling issuance.
- **Distribution Services:** Provide outstanding internal and external customer service for three (3) integral services to TPWD operations: shipping/receiving supply service center, outgoing mail services, and the disposition of agency surplus property. Responsible for fulfillment of hunting and fishing licenses, fulfillment of boat registration and titling, and incoming/outgoing mail; and for the reporting, tracking, and disposition of agency surplus property.

# FINANCIAL RESOURCES DIVISION





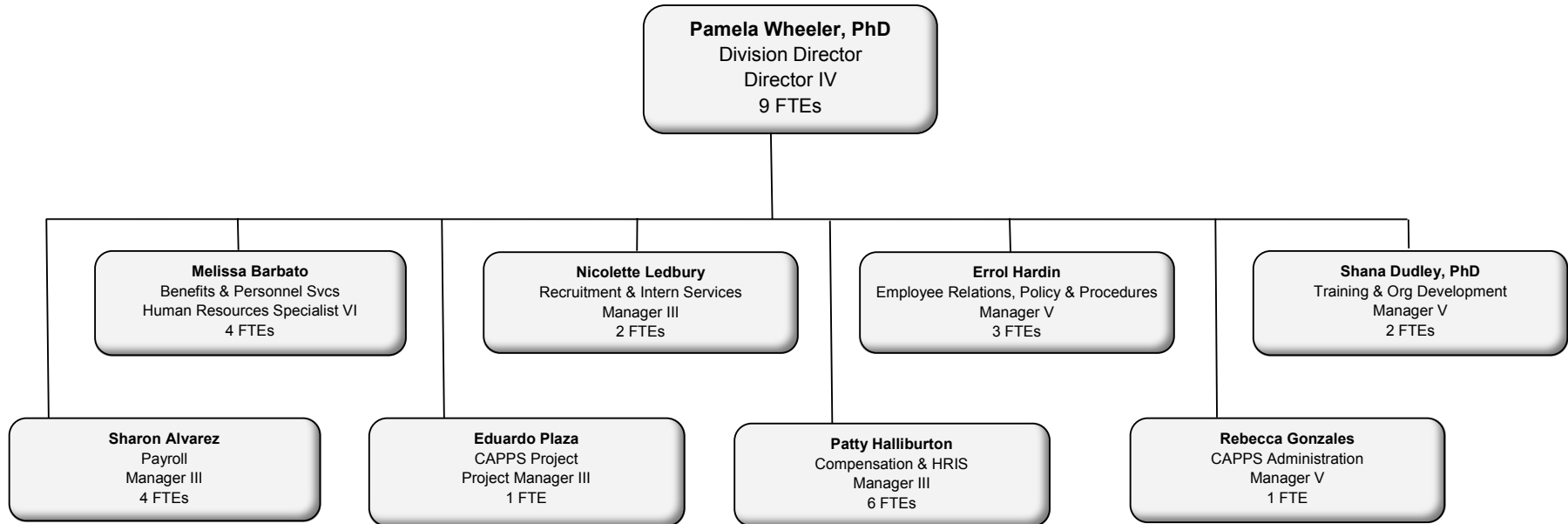
## HUMAN RESOURCES DIVISION

### Functional Responsibilities

The Human Resources Division supports all divisions with agency policies and practices, recruitment and selection, personnel management, classification, training and development, and employee relations, payroll and CAPPs administration, including:

- Managing employee benefits
- Leave administration
- Job analysis and salary administration
- Classification audits
- Developing and administering policy and procedures
- Ensuring compliance with federal and state labor and employment laws
- Facilitating workforce development and training programs in management, leadership, soft skills, performance excellence, and professional and technical areas
- Overseeing EEOC and ethics compliance, new employee orientation, e-learning, and tuition assistance program
- Measuring job satisfaction and employee engagement
- Employee performance management
- Resolving workplace conflicts
- Investigating reported violations
- Commercial drivers drug testing
- Mother-friendly workplaces
- Wellness and employee assistance programs
- Workplace safety in compliance with State Office of Risk Management, State Fire Marshal's Office, Texas Commission of Environmental Quality, EPA and OSHA
- Diversity outreach programs
- Agency-wide volunteer program
- Recordkeeping and reporting on human resource metrics and other workforce analytics
- Retirement and service awards
- Employee recognition awards
- Payroll Comptroller reporting
- Payroll audits
- Payroll document reissues
- IRS payroll reporting
- Responding to all internal and external payroll inquiries
- CAPPs implementation, training and administration

# HUMAN RESOURCES DIVISION

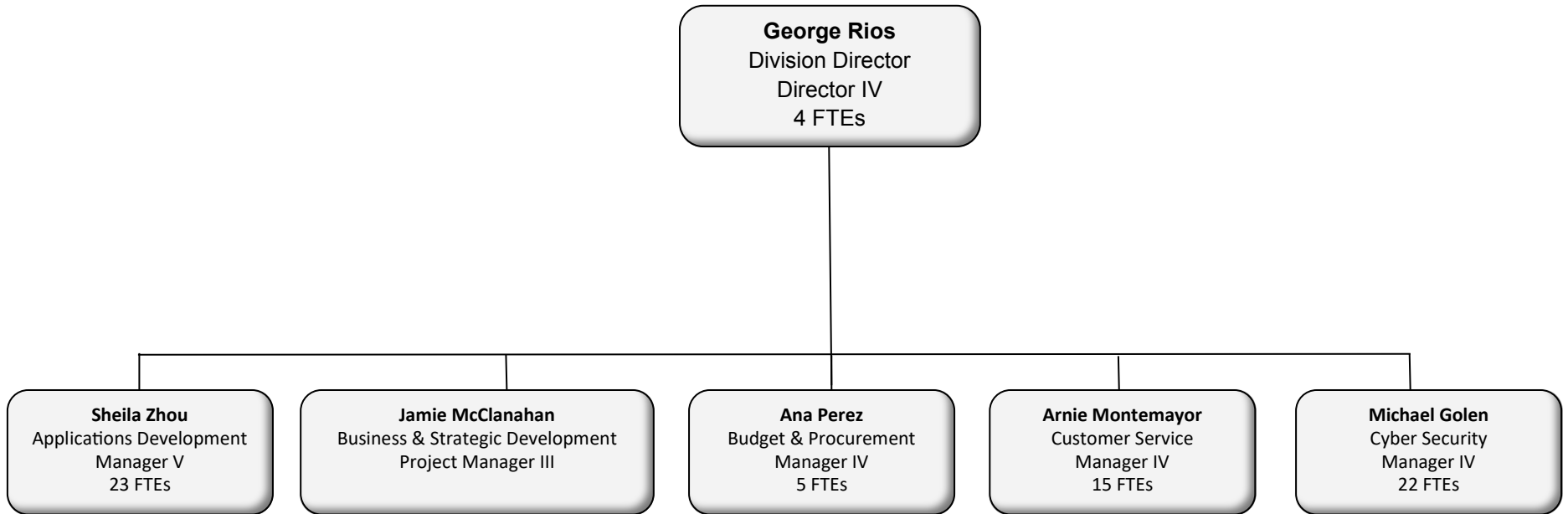


## INFORMATION TECHNOLOGY DIVISION

### Functional Responsibilities

- **Application Development and Operations:** Responsible for supporting, maintaining and upgrading network infrastructure and telecommunications services throughout the state. Provides safe and secure access to agency resources in support of the agency mission. Works strategically to take advantage of solutions to enhance security and work within the framework of evolving technology to modernize systems. Works with business partners to develop and publish custom applications to modernize and improve agency business processes. Partners with divisions to modernize existing systems and develop new applications to ensure seamless business processes for internal and external customers. Continually seeks to improve and upgrade existing applications to meet agency needs.
- **Budget and Procurement:** Manages the division's operating budget and the agency's capital technology and data center budgets. Administers the technology procurement process for the agency and ensures compliance with state oversight entities. Offers guidance and management on technology contracts, coordinates with the Cyber Security Team to ensure products are secure and meet all technology standards, while meeting the customers' needs.
- **Customer Service:** Provides staff technology assistance in support of agency initiatives. The Help Desk, Desktop Support, Park Support and Mobile Technology teams provide hands-on assistance for agency hardware and software products. Upgrades hardware and software when opportunities are available and introduces and supports new technology to meet business needs.
- **Business and Strategic Development:** Works with executive management on project prioritization, strategic direction and compliance. Establishes the agency priorities on business initiative requests to support modernization of legacy systems and oversees that systems are developed. Ensures procurement vendor partnerships are upholding security standards, meeting intended goals, alleviating risks, meeting agency business initiatives, and providing improved opportunities to reach or provide information to our constituents.
- **Cyber Security:** Helps maintain the security of all agency data and data systems. The Cyber Security Team also works in conjunction with the Department of Information Resources, the Multi-State Information Sharing & Analysis Center, and Homeland Security to reduce the impact of threats on computers and against the agency.

# INFORMATION TECHNOLOGY DIVISION

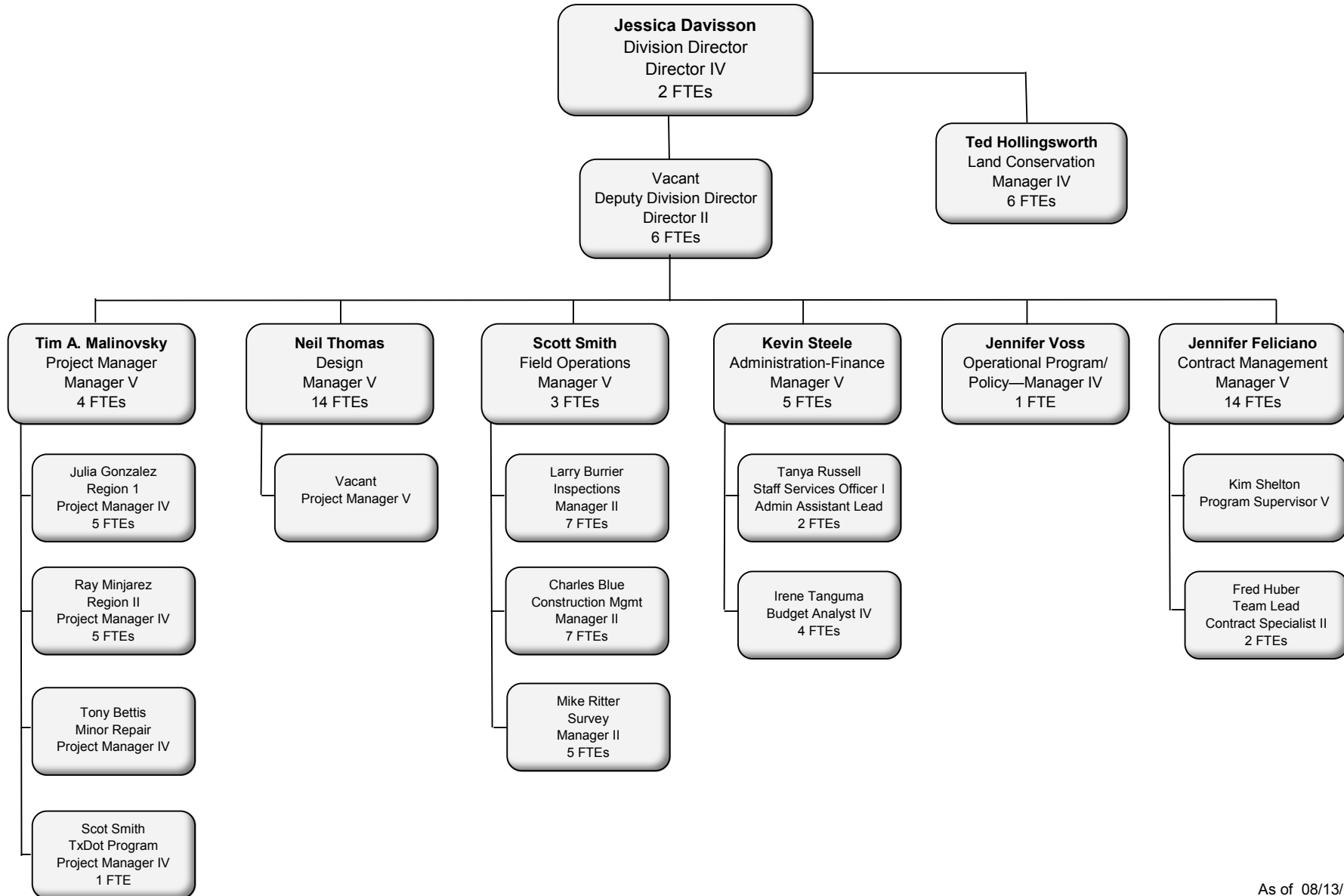


## INFRASTRUCTURE DIVISION

### Functional Responsibilities

- Manage the Department's capital and minor construction programs.
- Manage the Department's Interagency Cooperation Contract with TxDOT for road and bridge projects.
- Provide procurement and contract management for construction and professional services contracts.
- Provide sound fiscal oversight necessary to manage the financial aspects of Department's construction programs.
- Provide field-based construction related services to perform and oversee the Department's construction programs.
- Provide professional architectural, engineering and planning services in support of the Department's funded facilities, operations and repair projects, including architectural, landscape architectural, civil engineering, mechanical engineering, and electrical engineering.
- Provide professional design services to the Department for conserving natural resources, including sustainable buildings and sites.
- Provide secure and comprehensive records management of capital construction documentation.
- Provide the Department-wide capital construction project identification and ranking information system.
- Land Conservation: Provides land transaction and land conservation services, including land acquisition and disposition, leasing, negotiation of third-party easements and surface use agreements, and real estate administration. Maintains current and historic land records, tracks federal interests in TPWD lands, monitors revenue generation from easements and surface use agreements, resolves boundary conflicts, works with partners such as foundations and non-governmental organizations to achieve priority land conservation goals.

# INFRASTRUCTURE DIVISION

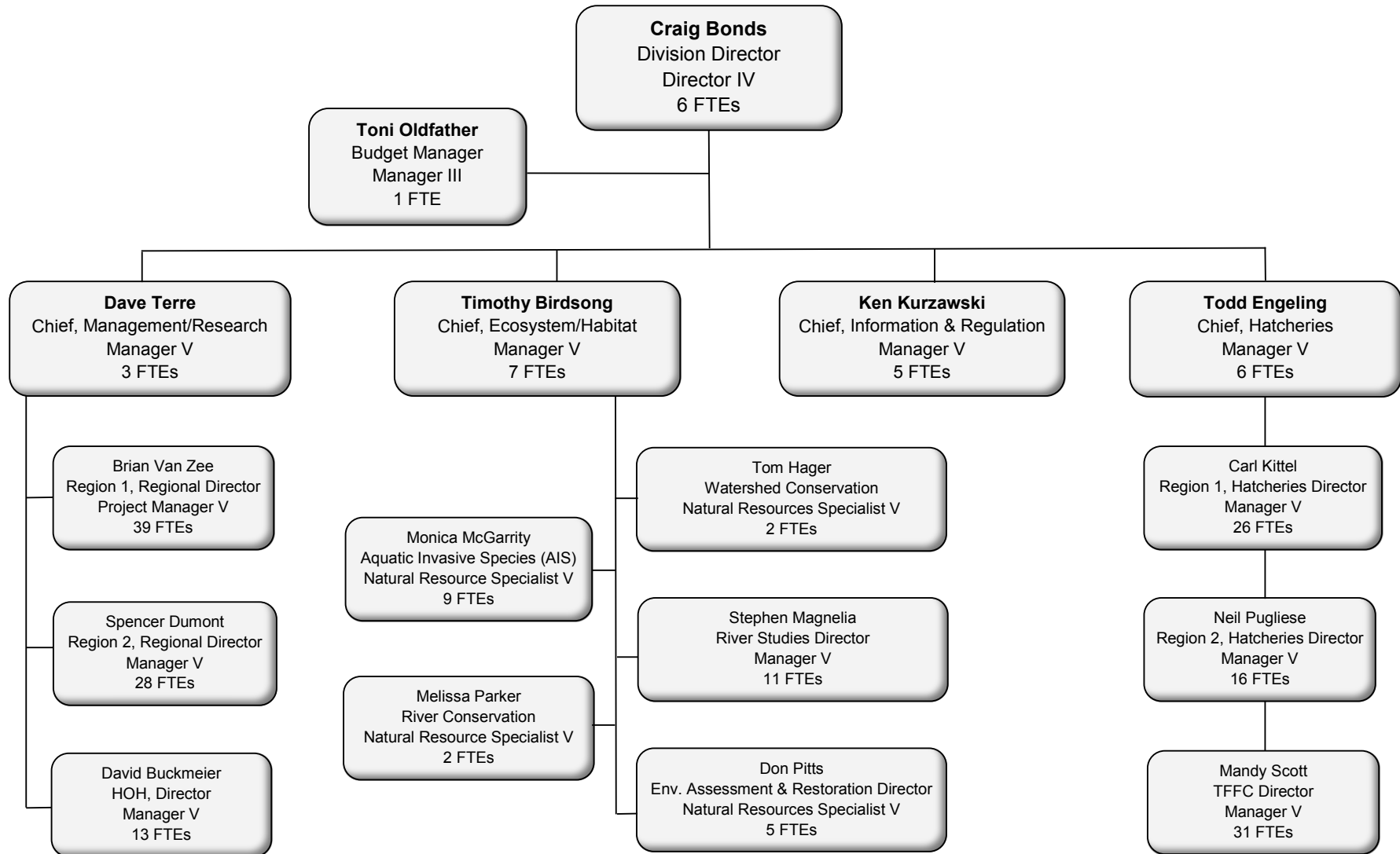


## INLAND FISHERIES DIVISION

### Functional Responsibilities

- The Inland Fisheries Division is responsible for managing and protecting the state's diverse freshwater fisheries resources. The goal of this management is to provide the best possible angling while protecting and enhancing freshwater aquatic resources.
- Management and Research: Develops plans and conducts applied management activities for all freshwater impoundments, rivers, and streams and provides scientifically sound information leading to the understanding and management of aquatic resources, their production, status and utilization.
- Habitat Conservation: Responsibilities include a broad range of natural resource issues including: watershed protection and restoration; instream flow science; native species conservation; management of aquatic invasive species; monitoring and researching harmful algal blooms; environmental response, damage assessment and restoration; and a variety of other topics affecting the health of Texas fisheries, their habitats, and other aquatic resources.
- Hatcheries: Provide functional support for fisheries management and create, enhance and maintain fish populations in Texas public waters. Stocked fish increase species diversity and angler opportunities and restore fish populations that have been decimated or reduced due to natural or man-made influences. Includes an Analytical Services Lab, which serves a unique function in support of divisional, interdivisional, and interagency programs by providing state-of-the-science analyses of water quality, fish pathology, and genetics.
- Texas Freshwater Fisheries Center: A multipurpose facility that provides educational experiences to the public while also producing millions of fish annually to meet the stocking needs of fisheries managers. Also serves as headquarters for the Toyota ShareLunker program.
- Information and Regulations: Works to ensure the validation of proposed regulations, provides data analysis expertise for assessments of relevant data, provides general information to the public, including fishing and river access information, and provides administrative support to the division.

# INLAND FISHERIES DIVISION



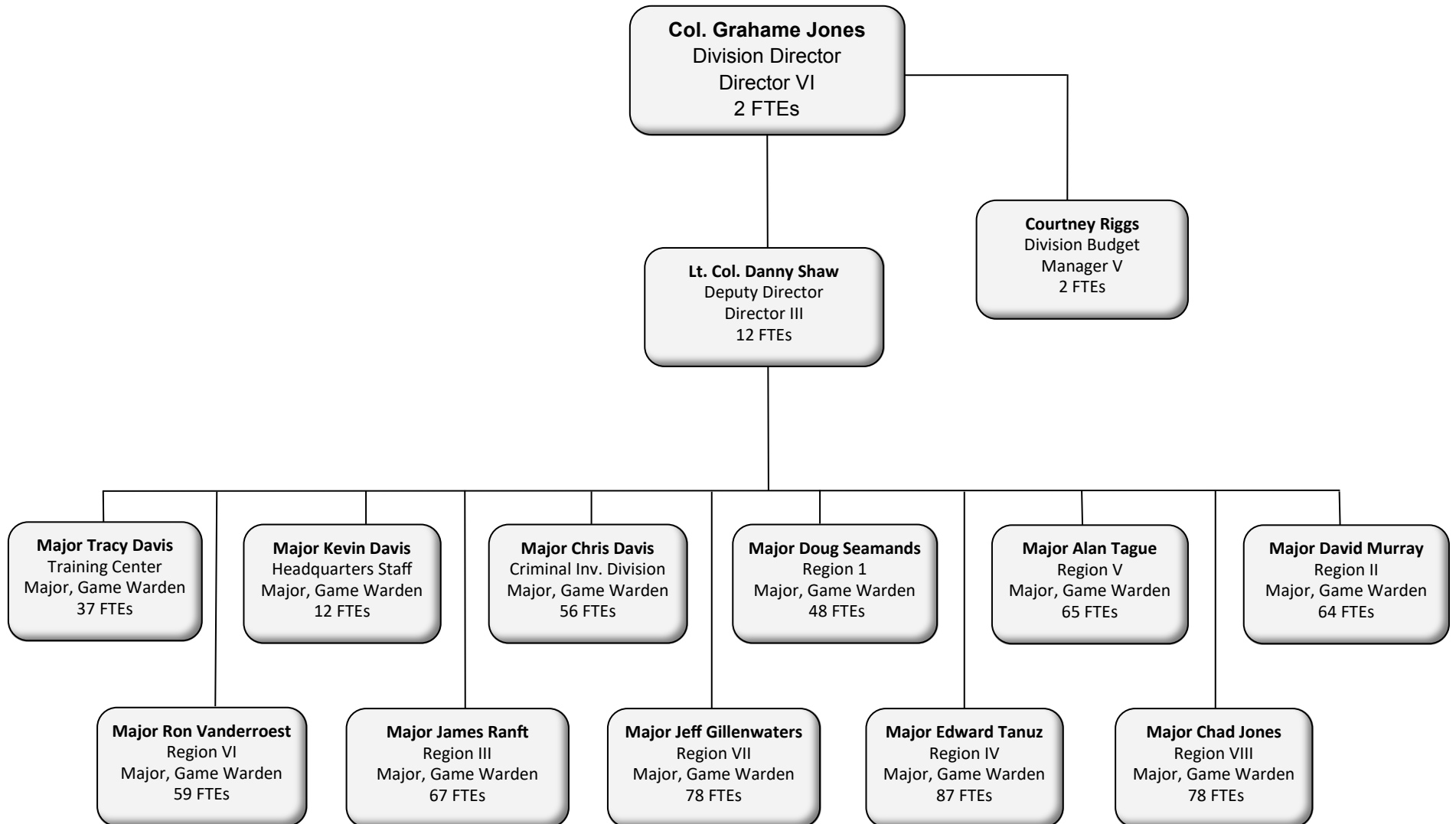


## LAW ENFORCEMENT DIVISION

### Functional Responsibilities

- The Law Enforcement Division provides a comprehensive statewide law enforcement program to protect Texas' wildlife, other natural resources, and the environment.
- The division also provides safe boating and recreational water safety on public waters by ensuring compliance with applicable state laws and regulations.
- Texas Game Wardens are responsible for enforcement of the Parks and Wildlife Code, all TPWD regulations, the Texas Penal Code and selected statutes and regulations applicable to clean air and water, hazardous materials and human health.
- As fully commissioned State Peace Officers, Texas Game Wardens not only enforce fishing, hunting, and water safety laws; they also apprehend dangerous criminals and provide valuable public safety to the people of Texas.
- Game Wardens often lead in search-and-rescue operations across the State and are at the front lines of the State's border security initiatives and environmental law enforcement.
- The Special Operations Unit assists the Law Enforcement Division in accomplishing the Department's mission through the investigation and apprehension of those who violate the natural resource laws of this state, utilizing both overt and covert strategies. This unit houses several specialized teams such as aviation, underwater search and recovery, boat accident reconstruction, marine tactical operations, land-based tactical operations and K-9 operations.
- The 24-7 Operation Game Thief (wildlife, fishing and water safety crime stoppers) provides citizens with a toll-free number to report poaching and other violations.
- Law Enforcement Division also educates the public about various laws and regulations and prevents violations by conducting high visibility patrols and apprehending and arresting violators.

# LAW ENFORCEMENT DIVISION



## LEGAL DIVISION

### Functional Responsibilities

- The Legal Division provides legal advice and assistance to department staff and the Texas Parks and Wildlife Commission regarding matters within the department's authority, such as water quality, water rights, fish and wildlife law, criminal law, employment law, contract law, administrative law, and open government law.
- The Legal Division also represents the department in administrative legal proceedings and assists the Attorney General's office in litigation involving the department.
- In addition, Legal Division attorneys coordinate responses to requests for information under the Texas Public Information Act, review and draft agreements involving TPWD, and assist staff in other divisions and the Executive Office with rulemaking.

## **LEGAL DIVISION**

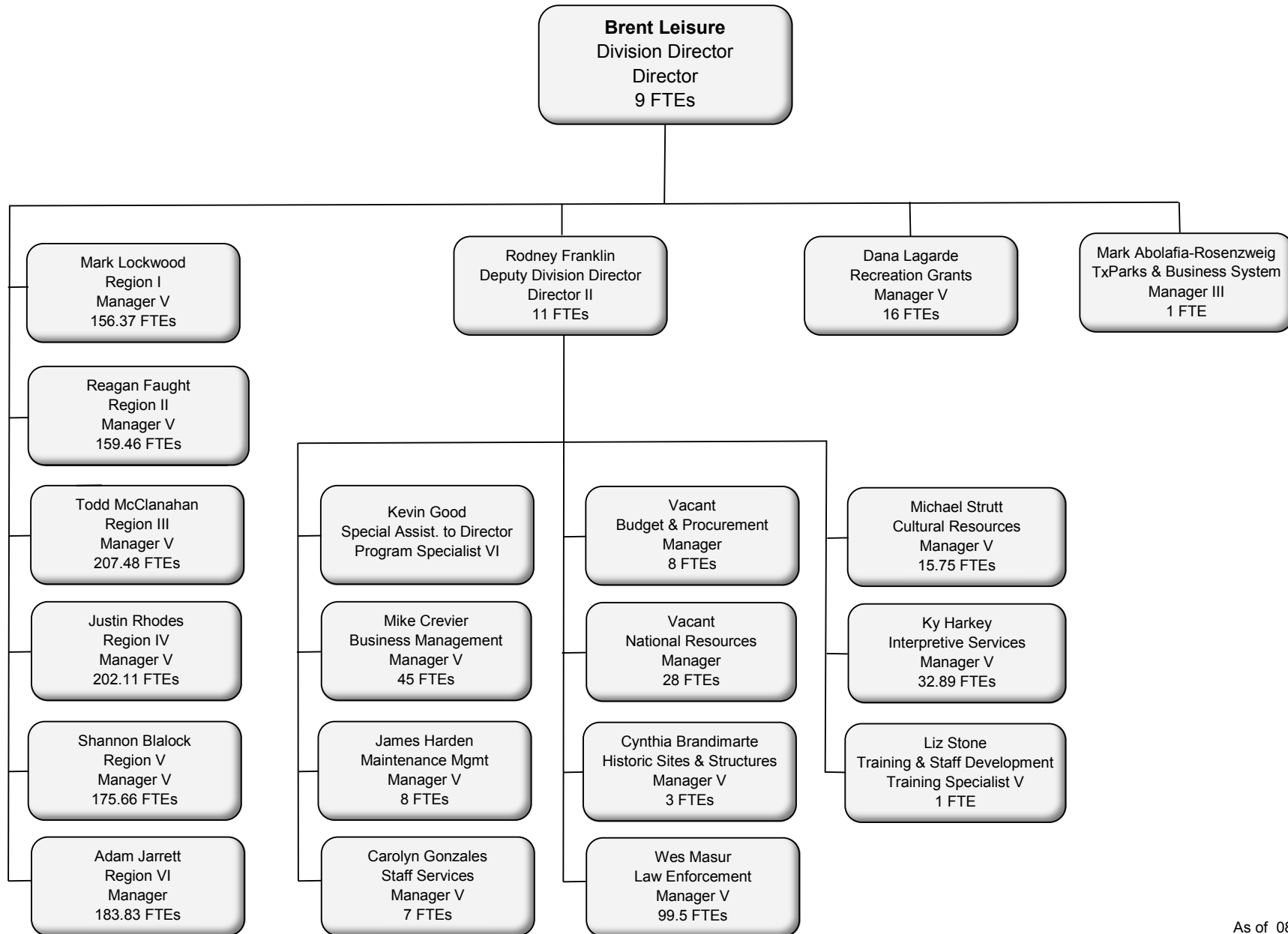
**Robert Sweeney**  
Division Director  
Director IV  
10.5 FTEs

## STATE PARKS DIVISION

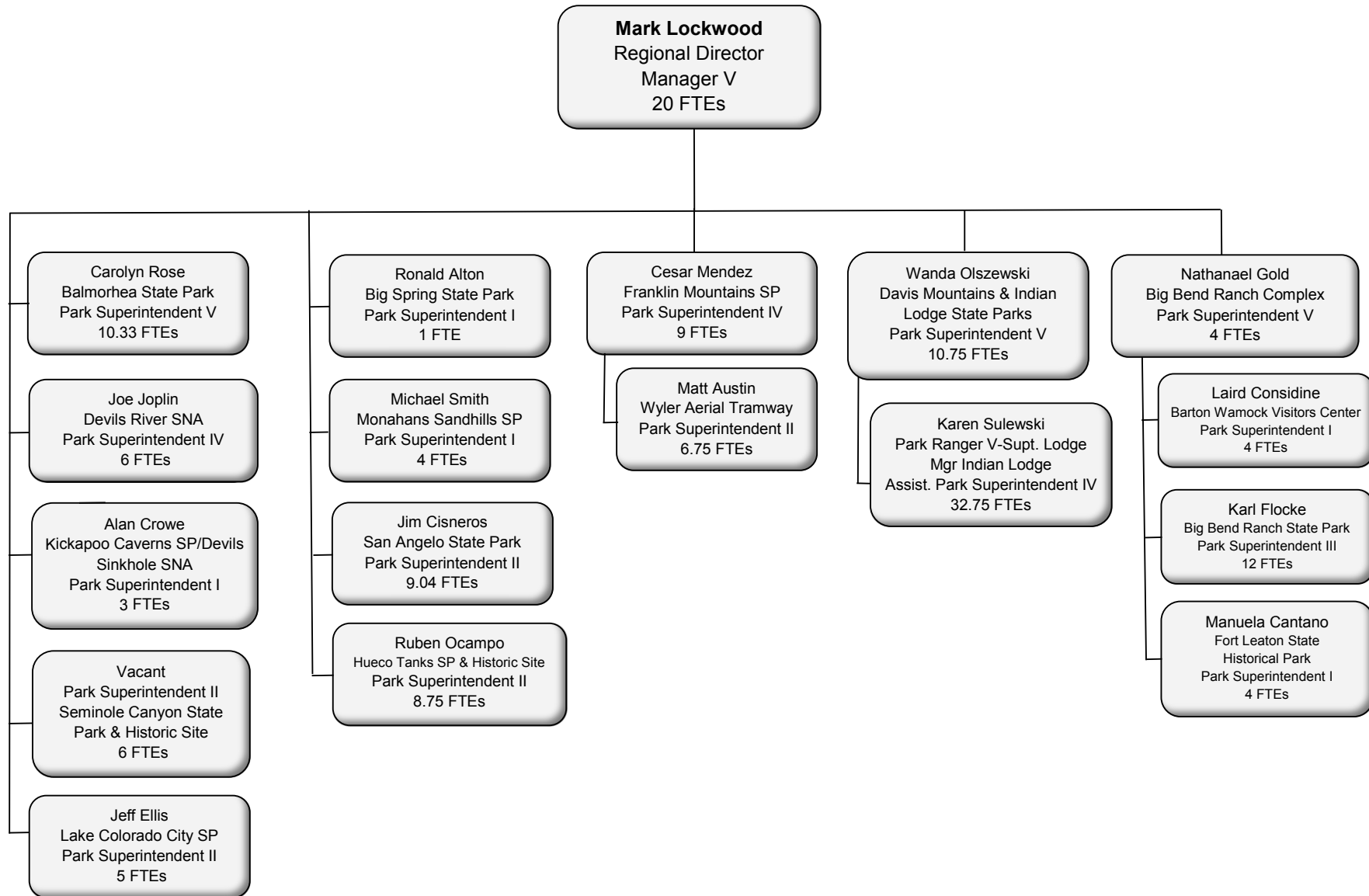
### Functional Responsibilities

- **Staff Services & Administration:** Supports a mission-focused, professional, diverse, and engaged workforce with positive and productive workplaces. Ensures utilization of best employment practices through policy administration, performance and conduct management. Provides oversight of the division's internship and volunteer programs, recruitment and retention, classification and compensation plans.
- **Training & Staff Development:** Oversees State Parks' staff development and training initiatives. Serves as Division training coordinators and liaison for State Parks' staff participation in TPWD and external training and development. Assesses, develops, implements and evaluates State Parks' specific training programs.
- **Business Management & Development:** Administers business management and revenue development through revenue resource identification, oversight and compliance of park fees, staff retail and rental operations, hospitality management, customer services, group, special event and commercial partnership management and development and oversight of leased concession operations, park literature and promotions & park system passes. Oversees customer contact center, TPWD operator/information, and State Park Information Technology automation oversight.
- **Budget, Procurement & Contracts:** Prepares and manages division budget, procurement & contracts management and oversight.
- **Natural Resources:** Oversees natural resource management activities and provides guidance to parks for compliance with federal and state regulations regarding resource protection. Provides geospatial resources and park planning services, operates the State Parks wildland fire program, and manages mitigation of third party impacts on state parkland.
- **Cultural Resources:** Oversees parks' and historic sites' cultural resources. Provides guidance to parks and sites for compliance with federal and state antiquities and historic preservation laws; conducts archeological surveys, writes monitoring and management plans and curates artifacts and architectural samples.
- **Historic Sites & Structures:** Conducts historic inventories and assessments. Provides guidance to parks for compliance with federal and state regulation regarding historic preservation.
- **Interpretive Services:** Oversees parks interpretation/education programs, training and evaluation of approximately 80 field-based park interpreters. Responsible for parks educational literature (maps, field guides and brochures) web-based media, exhibits, collections, wayside signs and interpretive master plans as well as statewide outdoor education and outreach programs (Texas Outdoor Family and Texas Buffalo Soldiers Program), which support increased visitation to State Parks.
- **Law Enforcement:** Responsible for the overall safety, security and protection of State Parks, its visitors and resources. Provides oversight and training of approximately 185 State Park Police Officers and regional coordinators. Partners with other federal, state, and local law enforcement agencies.
- **Facilities Maintenance Management:** Oversees minor repair, capital repairs, facilities & equipment tracking, TCEQ compliance, park safety oversight, information management system oversight.
- **Recreation Grants:** Administers grant assistance programs providing local governments and non-profit entities grants for acquisition and development of local parks, boat access and recreation trail (motorized and non-motorized) opportunities. Administers grants providing assistance to introduce underserved populations to outdoor experiences. Administers grants providing funds for land acquisition and development in Texas State Parks. The branch administers a total of 10 grant programs providing for these opportunities. Plans and develops recreation trails in Texas State Parks. Services include technical assistance, grants administration and financial management, compliance with state and federal laws, and administrative requirements and post-completion compliance oversight.
- **TxParks and Business System Development:** Manages and provides technical support for the park system's vendor owned business management and reservation software system. The office leads contract development and implementation of a new software system scheduled for implementation in 2019.
- **Region Offices:** The Division's six Regional Offices provide direct supervision and support of the 95 State Park system sites. These offices supervise Minor Repair projects, provide technical support for resource management activities, fiscal control compliance and personnel actions.

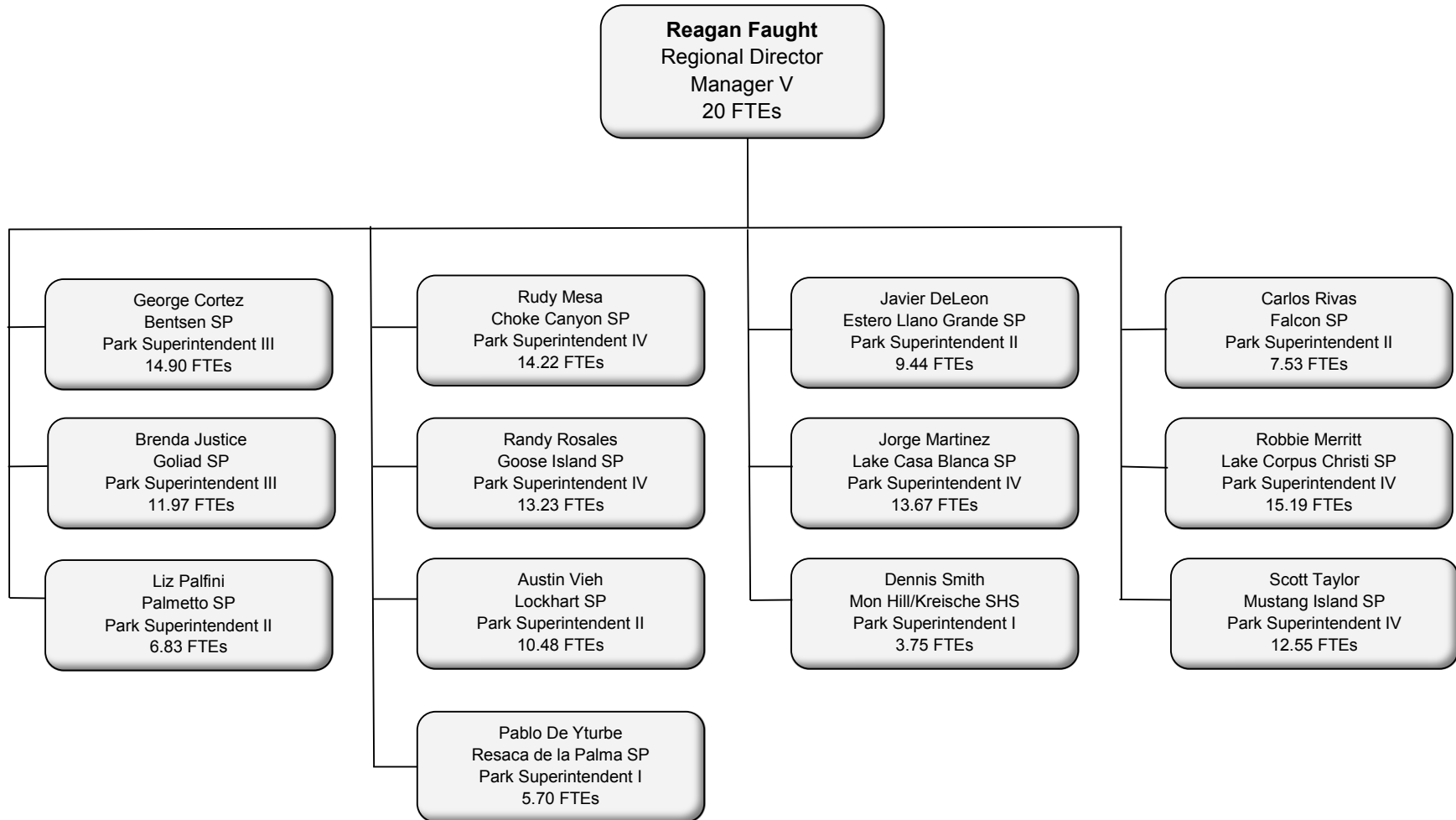
# STATE PARKS DIVISION



# STATE PARKS DIVISION—Region I

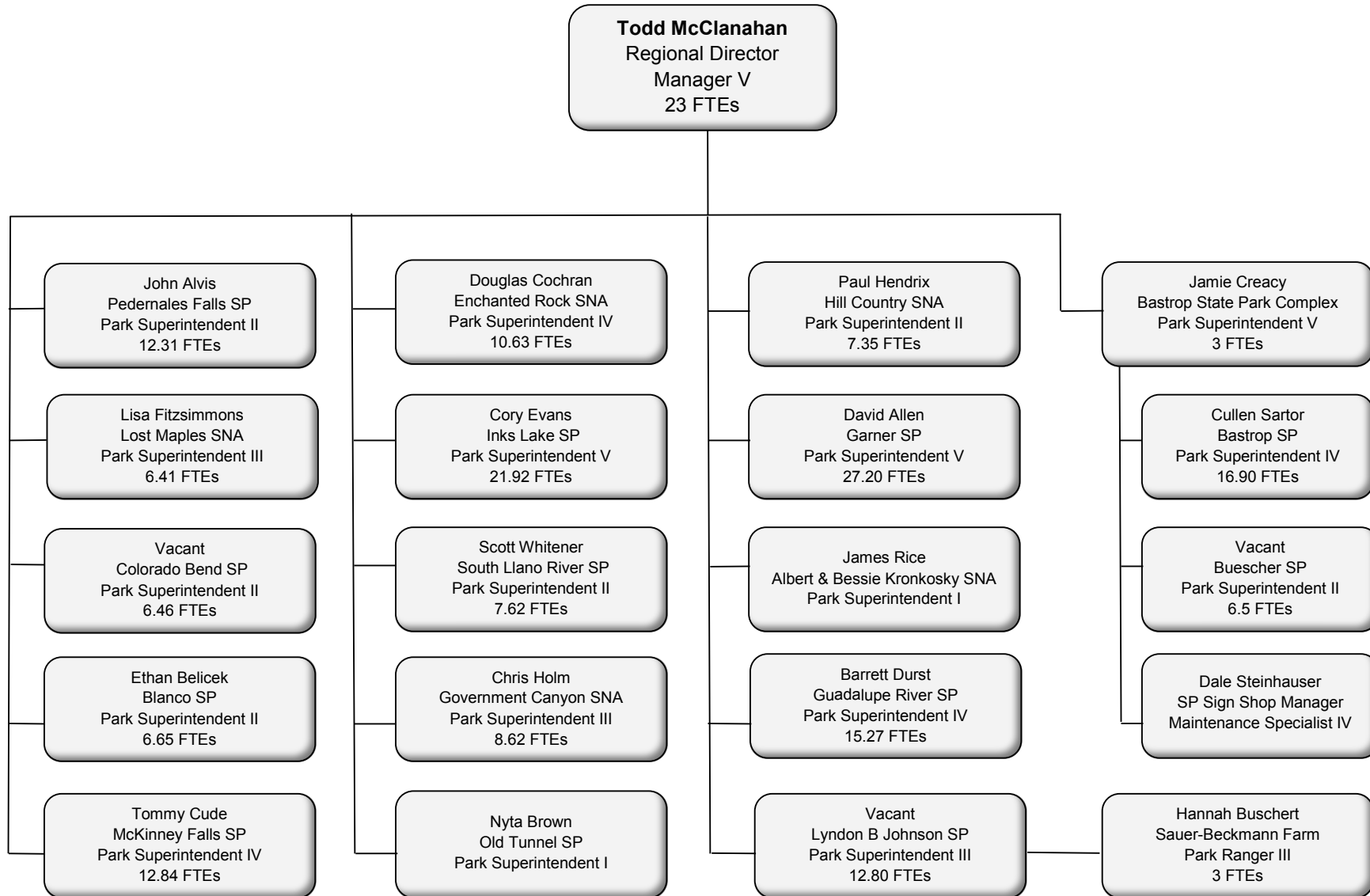


# STATE PARKS DIVISION—Region II

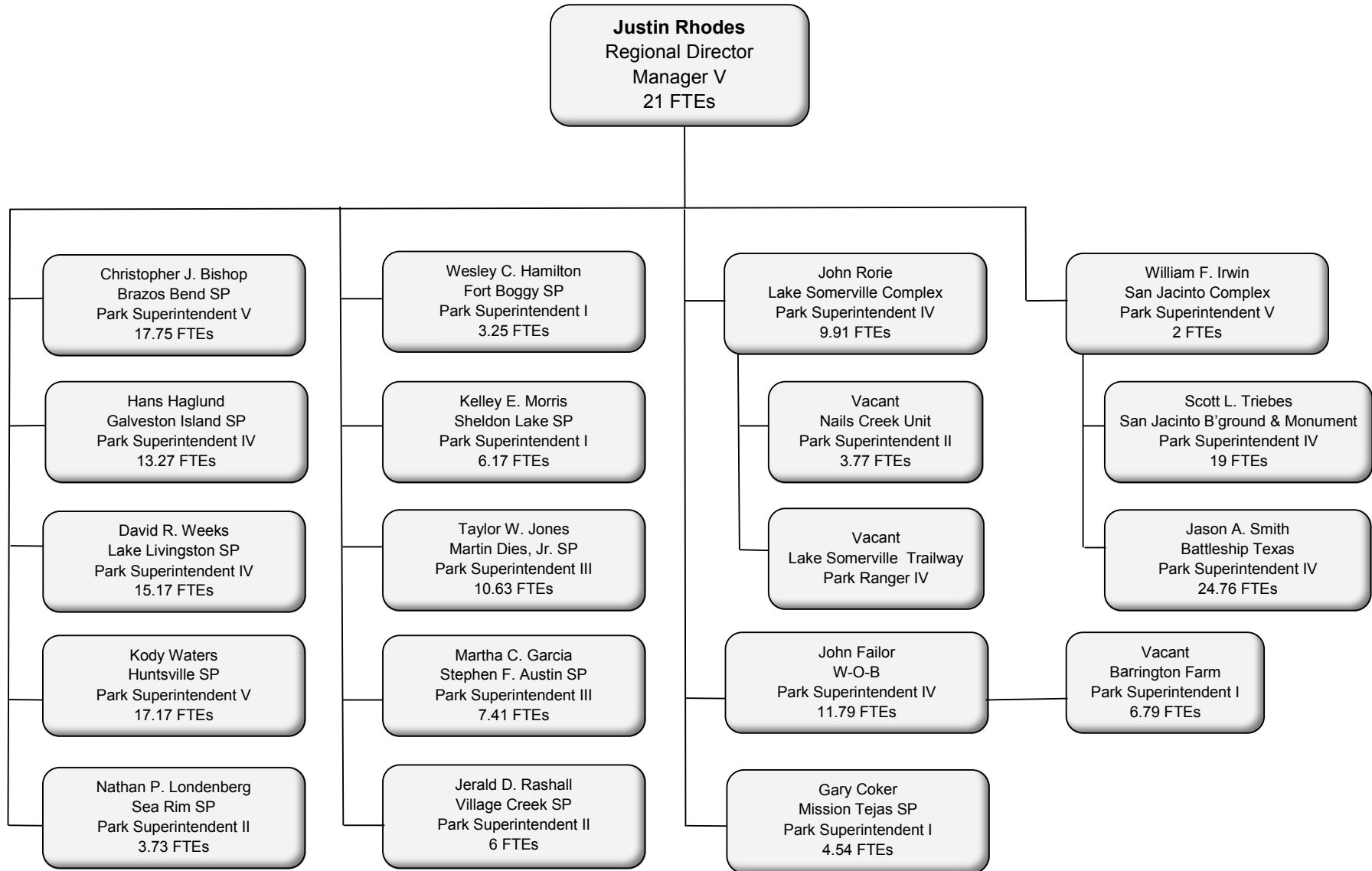




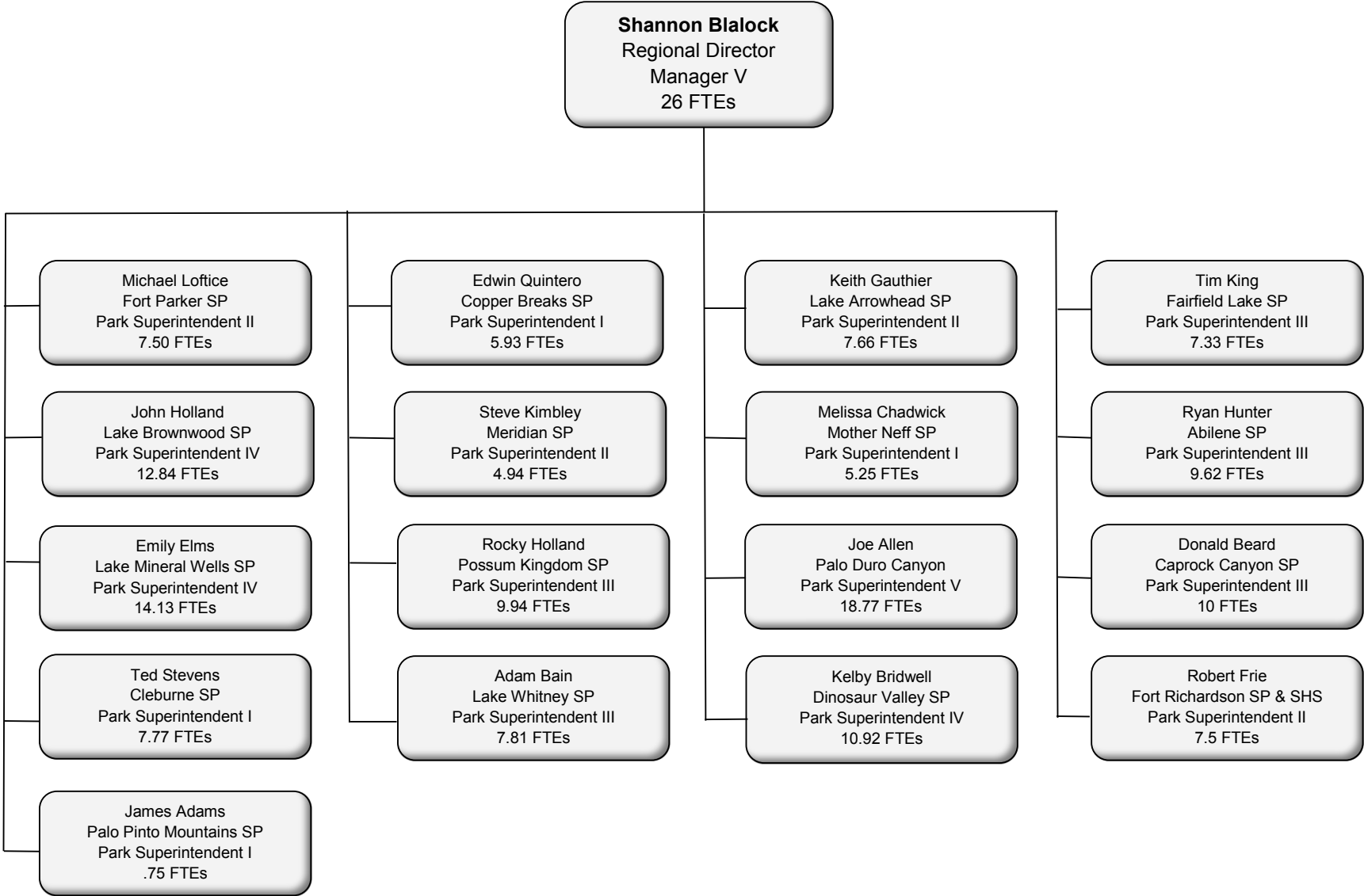
# STATE PARKS DIVISION—Region III



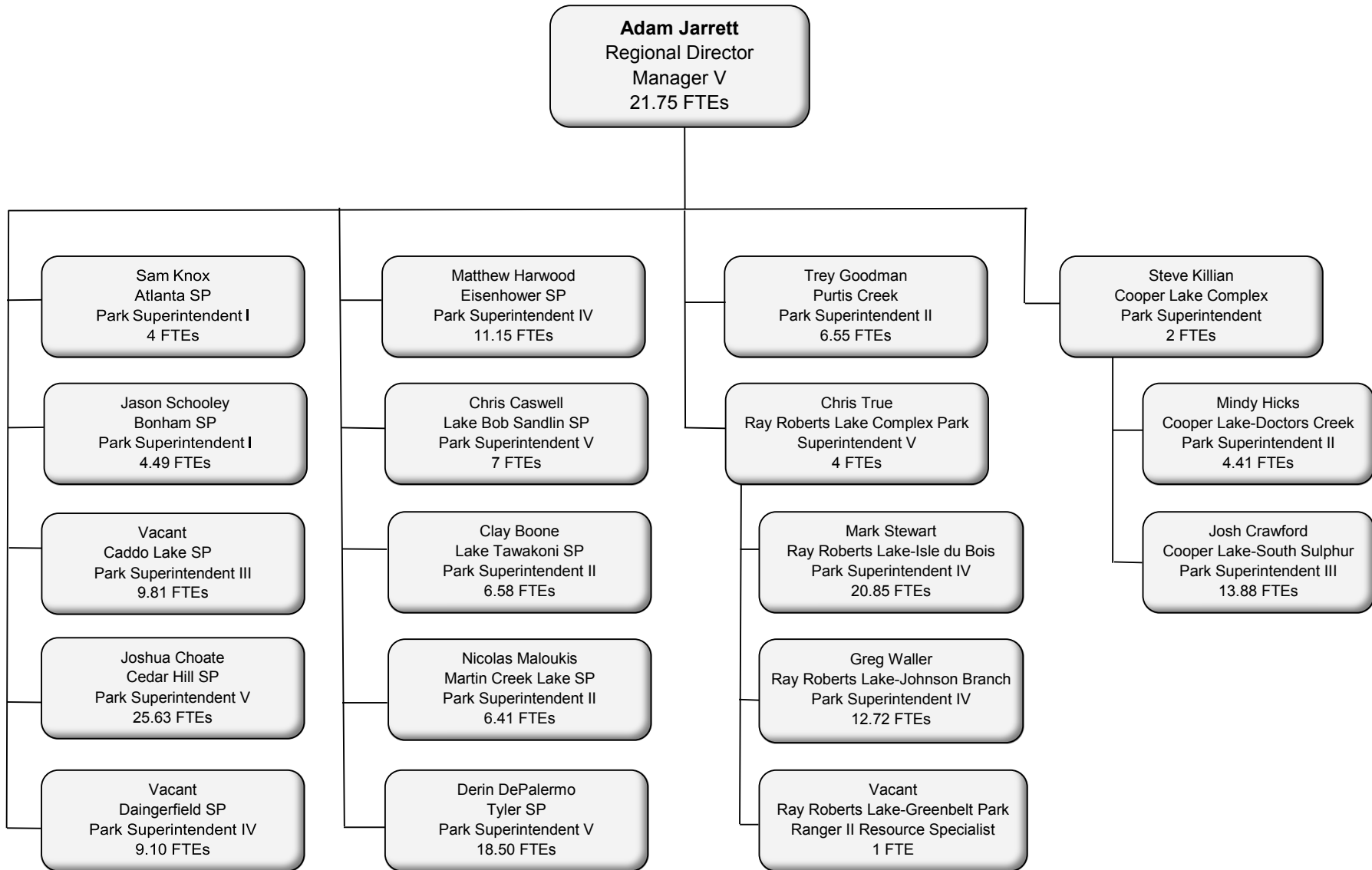
# STATE PARKS DIVISION—Region IV



# STATE PARKS DIVISION—Region V



# STATE PARKS DIVISION—Region VI



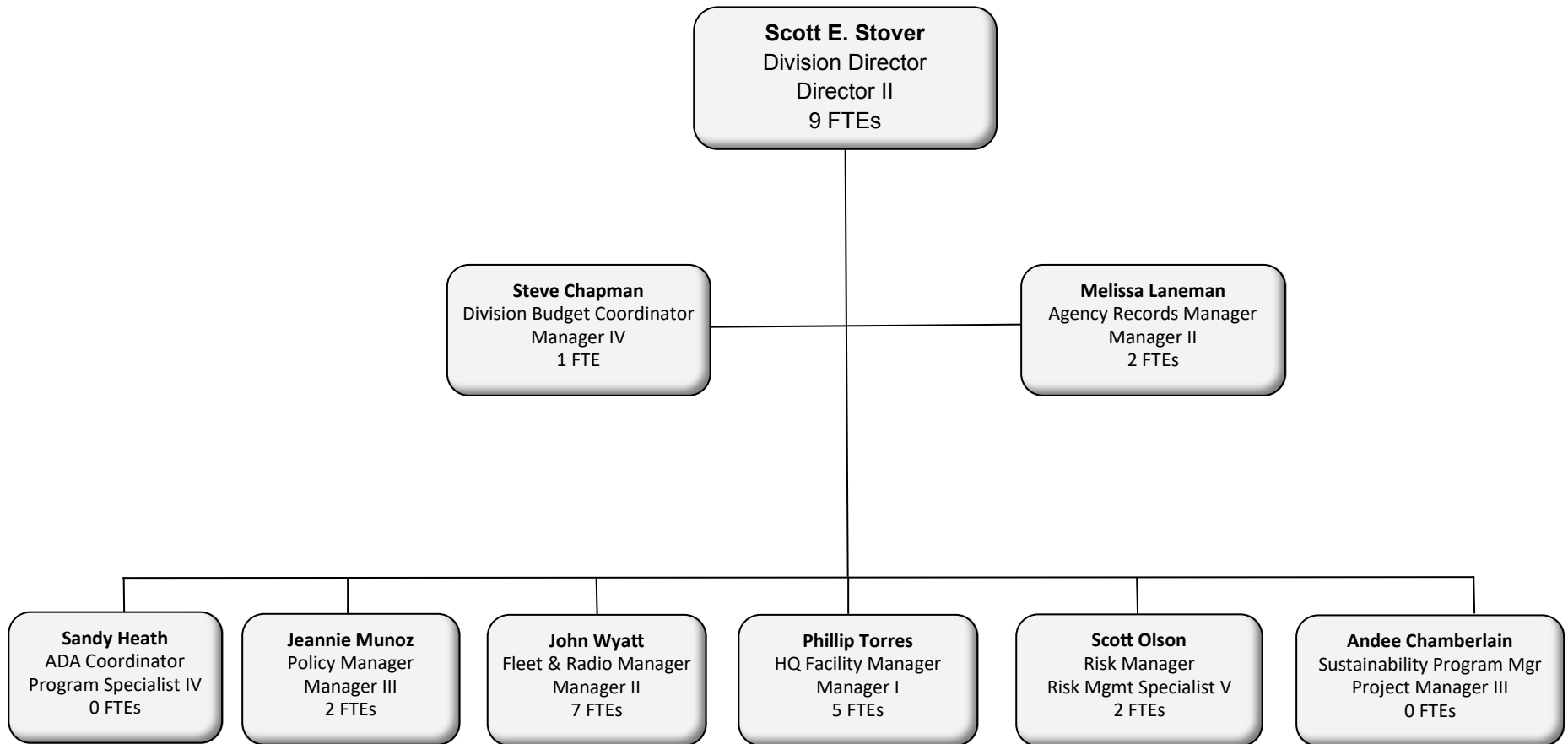
## SUPPORT RESOURCES DIVISION

### Functional Responsibilities

The Support Resources Division administers seven agency-wide programs:

- Director's Office / Division Administration: Provides strategic direction and counsel for division branch and program managers, as well as division staff. Staff is also responsible for the preparation and monitoring of the division's operating budget, reporting on performance measures, responding to internal and external audits, providing purchasing service to the division and legislative activities. Staff also are responsible for the preparation and monitoring of the Executive Office and Legal Division operating budgets.
- Americans with Disabilities (ADA) Branch: Supports the agency's mission to provide outdoor opportunities for all Texans by ensuring compliance with federal civil rights laws. This is achieved through annual reviews, consultation, support, and staff trainings. The ADA Branch serves as a point of contact for all visitor ADA matters, intake of visitor ADA complaints, and ensures the agency is informed of industry standards.
- Fleet and Radio Branch: Responsible for administering the Texas State Fleet Management Plan and the Agency Fleet Management Policy and Procedures. The Fleet Management Office administers vehicle procurement, transfers, licensing, titling, data management, operations and policy maintenance. The radio management office function is to manage the department's radio frequencies, radio towers (both leased and on agency property), and hand-held radios across all divisions in the agency.
- Headquarters Facility Management Branch: Manages the agency's Austin headquarters facility complex buildings, grounds, and infrastructure including the three main campus buildings and two off-site buildings. Responsible for coordinating major repairs, minor repairs, custodial services, grounds maintenance and all other day to day operations of a large office building complex housing over 600 employees.
- Policy Branch: Responsible for the development and management of agency administrative policies, processes and governance documents that outline guidelines and criteria, set behavioral or procedural expectations, and communicate roles and responsibilities. Policy staff develop new policies and revise existing policies; coordinate reviews and approvals and implement and maintain policies utilizing a standard format and process to ensure consistency and transparency. In addition, Policy staff are responsible for completing special executive projects as assigned, as well as the development of new or revising existing policies for the division.
- Records Management Branch: Provides records management and retention services for all department records, preservation and protection of records, training and consultation to department staff, and maintains and certifies the Department's Record Retention Schedule with the Texas State Library and Archives Commission.
- Risk Management Branch: The Risk Management Branch is made up of three programs. These programs include Risk Management, Safety, and Federal Emergency Management Agency (FEMA) coordination. The branch oversees agency insurance, continuity of operations, safety, workers' compensation trends, FEMA projects, and are liaisons with the State Fire Marshal Office and the State Office of Risk Management.
- Sustainability Branch: The Sustainability Branch works to support TPWD's efforts in resource conservation and environmental stewardship. As a conservation agency with a mission of sustainability the branch assists the agency in adoption of sustainable technologies, implementation of renewable and energy efficiency projects, implementation of water retention and efficiency projects, implementation of recycling efforts, and encourages opportunities to educate all Texans about eco-friendly practices.

# SUPPORT RESOURCES DIVISION

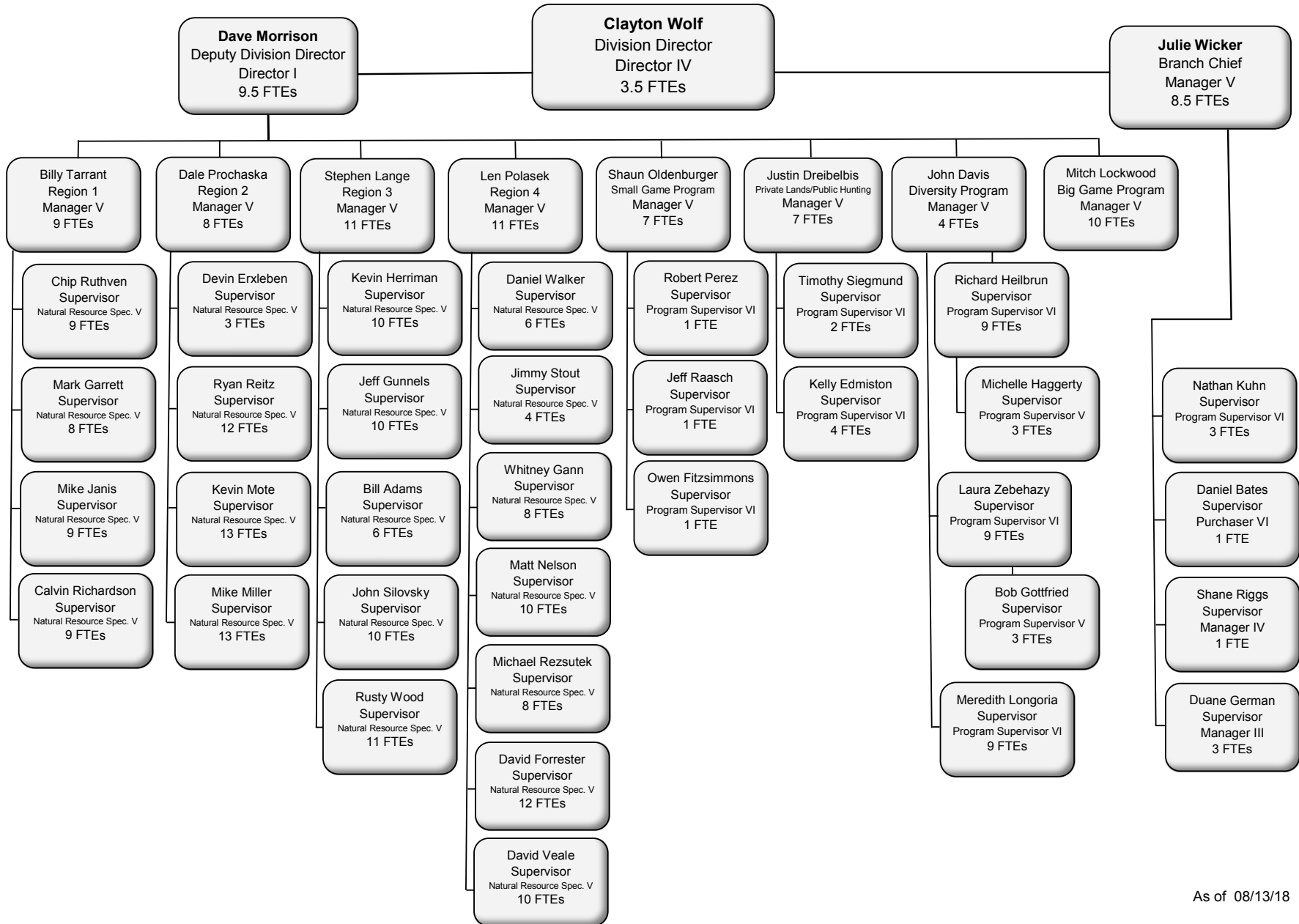


## WILDLIFE DIVISION

### Functional Responsibilities

- **Regional Programs:** The four Wildlife regions provide operations and support to ensure efficient Wildlife programs, such as technical assistance to landowners and the public. The four regions also operate 50 Wildlife Management Areas, encompassing over 748,000 acres of land. The Wildlife Division utilizes Wildlife Management Areas for research on wildlife populations and habitat, conducting education on resource management, providing habitat management demonstrations to landowners and other professionals, and providing public hunting, hiking, and other recreational opportunities.
- **Big Game:** The Big Game program coordinates surveys and research projects to understand the life history, habitat requirements, restoration, and management needs of big game species in Texas. The program routinely considers strategies to provide additional hunting opportunities, and offers various permits affording landowners and managers more flexibility to meet their management needs without adversely impacting the resource.
- **Private Lands and Public Hunting:** The Private Lands program provides private landowners with assistance, financial support and recognition for conservation efforts through agency staff and federal or other outside resources. Federal Farm Bill coordination, Wildlife Management Area administration and planning, and administration of the Texas Landowner Incentive Program are all essential components of the Private Lands Program's efforts to assist landowners. The Public Hunting program supports and administers public hunting opportunities on TPWD-owned and leased private lands. The Program also administers Big Time Texas Hunts, a revenue-generating program for the Division, and supports the partnership with Texas Wildlife Association for implementation of the Texas Youth Hunting Program.
- **Small Game:** The Small Game program is responsible for both resident and migratory game bird species, as well as habitat conservation associated with Joint Ventures and habitat-based partnerships within Texas and across the country. Migratory bird management requires coordination of population, harvest and habitat surveys as well as regulatory issues at the state, national and international levels, since these resources are shared between the United States, Canada, and Mexico. Monitoring and biological recommendations are developed using current research to establish habitat conservation objectives and regulations that meet the needs of resident game birds in Texas.
- **Wildlife Diversity:** This program works to improve the conservation of non-game, rare, and urban wildlife in Texas, including conservation for threatened and endangered species. A significant aspect of the program is participation in and support of wildlife research. The Outreach Program develops awareness of the conservation of Texas' wildlife resources through "citizen science" and "hands-on" activities. The Habitat Assessment Program reviews proposed development projects that affect the state's wildlife resources and associated ecosystems and provides comments and recommendations to protect these resources.
- **Branch Chief for Administration and Research:** The Federal Aid Program, Wildlife Research Program, budget and financial reporting, purchasing, and division personnel records and coordination are administered by the Branch Chief. The Federal Aid Program administers, and coordinates actions required to qualify department activities for federal grant reimbursement. The Wildlife Research Program coordinates review of research proposals, and compiles survey data to identify wildlife population trends and hunting constituents' interests.

# WILDLIFE DIVISION







## CERTIFICATE

Agency Name Texas Parks and Wildlife

This is to certify that the information contained in the agency Legislative Appropriations Request filed with the Legislative Budget Board (LBB) and the Governor's Office Budget Division (Governor's Office) is accurate to the best of my knowledge and that the electronic submission to the LBB via the Automated Budget and Evaluation System of Texas (ABEST) and the PDF file submitted via the LBB Document Submission application are identical.

Additionally, should it become likely at any time that unexpended balances will accrue for any account, the LBB and the Governor's Office will be notified in writing in accordance with Article IX, Section 7.01 (2018-19 GAA).

Chief Executive Officer or Presiding Judge

Carter Smith  
Signature

Carter Smith  
Printed Name

Executive Director  
Title

27 August 2018  
Date

Board or Commission Chair

Ralph H. Duggins  
Signature

Ralph H. Duggins  
Printed Name

Chairman  
Title

August 27, 2018  
Date

Chief Financial Officer

Michael J. Jensen  
Signature

MICHAEL J. JENSEN  
Printed Name

CFO  
Title

8/27/2018  
Date

This page is intentionally blank.

**TAB PLACEHOLDER**

**Summary of Request**



**Budget Overview - Biennial Amounts**  
 86th Regular Session, Agency Submission, Version 1  
 Automated Budget and Evaluation System of Texas (ABEST)

802 Parks and Wildlife Department  
 Appropriation Years: 2020-21

	GENERAL REVENUE FUNDS		GR DEDICATED		FEDERAL FUNDS		OTHER FUNDS		ALL FUNDS		EXCEPTIONAL ITEM FUNDS
	2018-19	2020-21	2018-19	2020-21	2018-19	2020-21	2018-19	2020-21	2018-19	2020-21	2020-21
<b>Goal: 1. Conserve Fish, Wildlife, and Natural Resources</b>											
1.1.1. Wildlife Conservation			21,062,370	22,726,131	88,581,456	47,199,356	2,958,841	899,000	112,602,667	70,824,487	
1.1.2. Technical Guidance			2,135,880	2,096,344	7,816,315	15,053,134			9,952,195	17,149,478	
1.1.3. Hunting And Wildlife Recreation			4,552,120	4,648,140	1,148,568	14,926	17,898		5,718,586	4,663,066	
1.2.1. Inland Fisheries Management	6,388,800	6,388,800	8,000,361	8,780,536	21,613,807	16,324,900	1,135,424	194,000	37,138,392	31,688,236	
1.2.2. Inland Hatcheries Operations			7,160,762	7,491,972	6,757,789	6,633,632	747,683	54,800	14,666,234	14,180,404	
1.2.3. Coastal Fisheries Management	111,200	111,200	19,670,411	21,185,760	10,096,437	6,379,758	10,421,964	940,262	40,300,012	28,616,980	
1.2.4. Coastal Hatcheries Operations			4,126,587	4,132,940	2,985,637	2,910,236	286,847	164,200	7,399,071	7,207,376	
<b>Total, Goal</b>	<b>6,500,000</b>	<b>6,500,000</b>	<b>66,708,491</b>	<b>71,061,823</b>	<b>139,000,009</b>	<b>94,515,942</b>	<b>15,568,657</b>	<b>2,252,262</b>	<b>227,777,157</b>	<b>174,330,027</b>	
<b>Goal: 2. Access to State and Local Parks</b>											
2.1.1. State Park Operations	119,995,121	135,083,053	29,754,730	26,542,939	1,188,697	397,812	3,035,672	532,300	153,974,220	162,556,104	13,780,885
2.1.2. Parks Minor Repair Program	162,631	207,706	8,558,030	9,179,120	748,145		620,816	579,600	10,089,622	9,966,426	800,000
2.1.3. Parks Support			11,468,205	11,448,334			233,111		11,701,316	11,448,334	732,160
2.2.1. Local Park Grants	23,902,224	19,686,294			13,454,624	4,801,528			37,356,848	24,487,822	4,438,702
2.2.2. Boating Access And Other Grants	4,507,078	4,063,956	90,160	90,192	30,427,386	12,908,970			35,024,624	17,063,118	561,298
<b>Total, Goal</b>	<b>148,567,054</b>	<b>159,041,009</b>	<b>49,871,125</b>	<b>47,260,585</b>	<b>45,818,852</b>	<b>18,108,310</b>	<b>3,889,599</b>	<b>1,111,900</b>	<b>248,146,630</b>	<b>225,521,804</b>	<b>20,313,045</b>
<b>Goal: 3. Increase Awareness, Participation, Revenue, and Compliance</b>											
3.1.1. Enforcement Programs	39,794,385	40,330,109	83,619,709	75,779,142	10,431,224	7,085,332	798,673	450,000	134,643,991	123,644,583	16,000,000
3.1.2. Texas Game Warden Training Center			3,476,148	5,157,798	282,150	217,964	49,842	85,200	3,808,140	5,460,962	
3.1.3. Law Enforcement Support			5,093,467	5,483,276	76,162	81,648	5,447		5,175,076	5,564,924	
3.2.1. Outreach And Education			2,307,053	2,548,154	15,058,961	5,211,162	263,955		17,629,969	7,759,316	
3.2.2. Provide Communication Products			6,383,172	7,174,854	602,034		4,880,385	3,908,800	11,865,591	11,083,654	
3.3.1. License Issuance	450,000	450,000	12,833,168	12,355,218			3,727,213	3,481,600	17,010,381	16,286,818	
3.3.2. Boat Registration And Titling			2,834,392	3,340,560			47,575		2,881,967	3,340,560	
<b>Total, Goal</b>	<b>40,244,385</b>	<b>40,780,109</b>	<b>116,547,109</b>	<b>111,839,002</b>	<b>26,450,531</b>	<b>12,596,106</b>	<b>9,773,090</b>	<b>7,925,600</b>	<b>193,015,115</b>	<b>173,140,817</b>	<b>16,000,000</b>

**Budget Overview - Biennial Amounts**  
 86th Regular Session, Agency Submission, Version 1  
 Automated Budget and Evaluation System of Texas (ABEST)

802 Parks and Wildlife Department  
 Appropriation Years: 2020-21

	GENERAL REVENUE FUNDS		GR DEDICATED		FEDERAL FUNDS		OTHER FUNDS		ALL FUNDS		EXCEPTIONAL ITEM FUNDS	
	2018-19	2020-21	2018-19	2020-21	2018-19	2020-21	2018-19	2020-21	2018-19	2020-21	2020-21	
<b>Goal: 4. Manage Capital Programs</b>												
4.1.1. Improvements And Major Repairs	57,985,665	46,920,082	13,756,364	8,200,000	15,177,063	2,111,471	19,849,230	16,756,540	106,768,322	73,988,093	162,080,483	
4.1.2. Land Acquisition	2,016,295	2,000,562	1,212,164	648,962	8,202,466	3,756,518	113,216		11,544,141	6,406,042		
4.1.3. Infrastructure Administration			8,108,764	13,617,110					8,108,764	13,617,110		
4.1.4. Debt Service	5,064,718	710,911							5,064,718	710,911		
<b>Total, Goal</b>	<b>65,066,678</b>	<b>49,631,555</b>	<b>23,077,292</b>	<b>22,466,072</b>	<b>23,379,529</b>	<b>5,867,989</b>	<b>19,962,446</b>	<b>16,756,540</b>	<b>131,485,945</b>	<b>94,722,156</b>	<b>162,080,483</b>	
<b>Goal: 5. Indirect Administration</b>												
5.1.1. Central Administration	421,086	801,955	18,604,213	19,058,240			4,632		19,029,931	19,860,195	1,117,297	
5.1.2. Information Resources	380,869		26,156,654	26,896,186	970,606				27,508,129	26,896,186	1,148,869	
5.1.3. Other Support Services			6,304,812	8,687,788					6,304,812	8,687,788		
<b>Total, Goal</b>	<b>801,955</b>	<b>801,955</b>	<b>51,065,679</b>	<b>54,642,214</b>	<b>970,606</b>		<b>4,632</b>		<b>52,842,872</b>	<b>55,444,169</b>	<b>2,266,166</b>	
<b>Total, Agency</b>	<b>261,180,072</b>	<b>256,754,628</b>	<b>307,269,696</b>	<b>307,269,696</b>	<b>235,619,527</b>	<b>131,088,347</b>	<b>49,198,424</b>	<b>28,046,302</b>	<b>853,267,719</b>	<b>723,158,973</b>	<b>200,659,694</b>	
<b>Total FTEs</b>									<b>3,146.2</b>	<b>3,147.7</b>	<b>65.4</b>	

2.A. Summary of Base Request by Strategy

8/27/2018 1:15:00PM

86th Regular Session, Agency Submission, Version 1

Automated Budget and Evaluation System of Texas (ABEST)

802 Parks and Wildlife Department

Goal / Objective / STRATEGY	Exp 2017	Est 2018	Bud 2019	Req 2020	Req 2021
<b>1</b> Conserve Fish, Wildlife, and Natural Resources					
<b>1</b> Conserve Wildlife and Ensure Quality Hunting					
<b>1 WILDLIFE CONSERVATION</b>	30,782,112	72,159,479	40,443,188	35,486,394	35,338,093
<b>2 TECHNICAL GUIDANCE</b>	3,118,201	5,599,526	4,352,669	8,574,739	8,574,739
<b>3 HUNTING AND WILDLIFE RECREATION</b>	3,172,468	3,158,884	2,559,702	2,331,533	2,331,533
<b>2</b> Conserve Aquatic Ecosystems and Fisheries					
<b>1 INLAND FISHERIES MANAGEMENT</b>	14,856,575	21,900,560	15,237,832	15,875,668	15,812,568
<b>2 INLAND HATCHERIES OPERATIONS</b>	6,388,488	7,581,943	7,084,291	7,090,202	7,090,202
<b>3 COASTAL FISHERIES MANAGEMENT</b>	14,386,934	27,344,145	12,955,867	14,327,840	14,289,140
<b>4 COASTAL HATCHERIES OPERATIONS</b>	3,255,835	3,755,830	3,643,241	3,603,688	3,603,688
<b>TOTAL, GOAL</b> <b>1</b>	<b>\$75,960,613</b>	<b>\$141,500,367</b>	<b>\$86,276,790</b>	<b>\$87,290,064</b>	<b>\$87,039,963</b>

**2** Access to State and Local Parks

**1** Ensure Sites Are Open and Safe

2.A. Summary of Base Request by Strategy

8/27/2018 1:15:00PM

86th Regular Session, Agency Submission, Version 1

Automated Budget and Evaluation System of Texas (ABEST)

802 Parks and Wildlife Department

Goal / Objective / STRATEGY	Exp 2017	Est 2018	Bud 2019	Req 2020	Req 2021
1 STATE PARK OPERATIONS	76,277,433	78,805,015	75,169,205	81,353,603	81,202,501
2 PARKS MINOR REPAIR PROGRAM	4,992,781	5,132,154	4,957,468	4,983,213	4,983,213
3 PARKS SUPPORT	5,677,566	6,057,655	5,643,661	5,724,167	5,724,167
<i>2 Provide funding and support for local parks</i>					
1 LOCAL PARK GRANTS	21,464,107	23,004,972	14,351,876	12,243,911	12,243,911
2 BOATING ACCESS AND OTHER GRANTS	5,872,117	26,271,520	8,753,104	8,531,559	8,531,559
<b>TOTAL, GOAL 2</b>	<b>\$114,284,004</b>	<b>\$139,271,316</b>	<b>\$108,875,314</b>	<b>\$112,836,453</b>	<b>\$112,685,351</b>

3 Increase Awareness, Participation, Revenue, and Compliance

1 Ensure Public Compliance with Agency Rules and Regulations

1 ENFORCEMENT PROGRAMS	61,367,523	73,507,741	61,136,250	61,822,292	61,822,291
2 TEXAS GAME WARDEN TRAINING CENTER	2,783,251	2,176,241	1,631,899	2,730,481	2,730,481
3 LAW ENFORCEMENT SUPPORT	2,551,141	2,620,397	2,554,679	2,782,462	2,782,462

2 Increase Awareness



2.A. Summary of Base Request by Strategy

8/27/2018 1:15:00PM

86th Regular Session, Agency Submission, Version 1

Automated Budget and Evaluation System of Texas (ABEST)

**802 Parks and Wildlife Department**

<i>Goal / Objective / STRATEGY</i>	<b>Exp 2017</b>	<b>Est 2018</b>	<b>Bud 2019</b>	<b>Req 2020</b>	<b>Req 2021</b>
<b>1 OUTREACH AND EDUCATION</b>	3,078,907	13,745,461	3,884,508	3,879,658	3,879,658
<b>2 PROVIDE COMMUNICATION PRODUCTS</b>	6,160,891	6,303,849	5,561,742	5,541,827	5,541,827
<b>3 <i>Implement Licensing and Registration Provisions</i></b>					
<b>1 LICENSE ISSUANCE</b>	9,136,084	9,451,797	7,558,584	8,143,409	8,143,409
<b>2 BOAT REGISTRATION AND TITLING</b>	1,571,721	1,464,771	1,417,196	1,670,280	1,670,280
<b>TOTAL, GOAL 3</b>	<b>\$86,649,518</b>	<b>\$109,270,257</b>	<b>\$83,744,858</b>	<b>\$86,570,409</b>	<b>\$86,570,408</b>

**4 *Manage Capital Programs***

**1 *Ensures Projects are Completed on Time***

<b>1 IMPROVEMENTS AND MAJOR REPAIRS</b>	109,874,815	58,336,743	48,431,579	50,562,922	23,425,171
<b>2 LAND ACQUISITION</b>	5,786,330	9,225,974	2,318,167	4,083,476	2,322,566
<b>3 INFRASTRUCTURE ADMINISTRATION</b>	3,941,620	4,011,882	4,096,882	6,808,555	6,808,555
<b>4 DEBT SERVICE</b>	3,069,355	3,008,230	2,056,488	710,911	0

2.A. Summary of Base Request by Strategy

8/27/2018 1:15:00PM

86th Regular Session, Agency Submission, Version 1

Automated Budget and Evaluation System of Texas (ABEST)

802 Parks and Wildlife Department

Goal / Objective / STRATEGY		Exp 2017	Est 2018	Bud 2019	Req 2020	Req 2021
TOTAL, GOAL	4	\$122,672,120	\$74,582,829	\$56,903,116	\$62,165,864	\$32,556,292
<b>5 Indirect Administration</b>						
<b>1 Indirect Administration</b>						
1 CENTRAL ADMINISTRATION		9,888,048	9,818,200	9,211,731	9,930,098	9,930,097
2 INFORMATION RESOURCES		15,008,306	14,146,978	13,361,151	13,448,093	13,448,093
3 OTHER SUPPORT SERVICES		3,041,955	2,981,641	3,323,171	4,343,894	4,343,894
TOTAL, GOAL	5	\$27,938,309	\$26,946,819	\$25,896,053	\$27,722,085	\$27,722,084
TOTAL, AGENCY STRATEGY REQUEST		\$427,504,564	\$491,571,588	\$361,696,131	\$376,584,875	\$346,574,098
TOTAL, AGENCY RIDER APPROPRIATIONS REQUEST*					\$0	\$0
GRAND TOTAL, AGENCY REQUEST		\$427,504,564	\$491,571,588	\$361,696,131	\$376,584,875	\$346,574,098

2.A. Summary of Base Request by Strategy

8/27/2018 1:15:00PM

86th Regular Session, Agency Submission, Version 1

Automated Budget and Evaluation System of Texas (ABEST)

802 Parks and Wildlife Department

Goal / Objective / STRATEGY	Exp 2017	Est 2018	Bud 2019	Req 2020	Req 2021
<u>METHOD OF FINANCING:</u>					
<b>General Revenue Funds:</b>					
1 General Revenue Fund	8,468,259	20,237,080	11,801,405	15,077,301	12,535,740
400 Sporting Good Tax-State	64,178,939	60,086,743	60,086,742	67,645,380	67,645,379
401 Sporting Good Tax-Local	10,664,402	9,013,472	9,013,472	7,872,494	7,872,494
402 Sporting Good Tax Transfer to 5150	10,240,929	4,862,179	4,862,179	3,673,631	3,673,631
403 Capital Account	2,096,024	28,654,283	28,654,282	23,425,172	23,425,171
8016 URMFT	10,398,326	11,954,118	11,954,117	11,954,118	11,954,117
<b>SUBTOTAL</b>	<b>\$106,046,879</b>	<b>\$134,807,875</b>	<b>\$126,372,197</b>	<b>\$129,648,096</b>	<b>\$127,106,532</b>
<b>General Revenue Dedicated Funds:</b>					
9 Game,Fish,Water Safety Ac	120,200,534	109,420,449	103,338,715	112,995,539	104,795,539
64 State Parks Acct	43,643,458	43,347,810	42,827,083	44,571,077	44,571,076
506 Non-game End Species Acct	42,280	42,819	42,820	43,007	43,006
544 Lifetime Lic Endow Acct	88,592	8,125,000	125,000	125,226	125,226
5150 Lrg County & Municipal Rec & Parks	(26,364)	0	0	0	0
5166 Deferred Maintenance	73,765,988	0	0	0	0
<b>SUBTOTAL</b>	<b>\$237,714,488</b>	<b>\$160,936,078</b>	<b>\$146,333,618</b>	<b>\$157,734,849</b>	<b>\$149,534,847</b>
<b>Federal Funds:</b>					
555 Federal Funds	54,492,545	157,904,874	77,714,653	66,599,909	64,488,438
<b>SUBTOTAL</b>	<b>\$54,492,545</b>	<b>\$157,904,874</b>	<b>\$77,714,653</b>	<b>\$66,599,909</b>	<b>\$64,488,438</b>
<b>Other Funds:</b>					

**2.A. Summary of Base Request by Strategy**

8/27/2018 1:15:00PM

86th Regular Session, Agency Submission, Version 1

Automated Budget and Evaluation System of Texas (ABEST)

**802 Parks and Wildlife Department**

<b>Goal / Objective / STRATEGY</b>	<b>Exp 2017</b>	<b>Est 2018</b>	<b>Bud 2019</b>	<b>Req 2020</b>	<b>Req 2021</b>
666 Appropriated Receipts	11,594,872	26,643,444	4,789,358	15,711,643	4,539,681
777 Interagency Contracts	3,568,038	7,543,289	225,000	225,000	225,000
780 Bond Proceed-Gen Obligat	13,395,489	2,493,848	5,611,297	5,584,578	0
802 Lic Plate Trust Fund No. 0802, est	692,253	1,242,180	650,008	1,080,800	679,600
<b>SUBTOTAL</b>	<b>\$29,250,652</b>	<b>\$37,922,761</b>	<b>\$11,275,663</b>	<b>\$22,602,021</b>	<b>\$5,444,281</b>
<b>TOTAL, METHOD OF FINANCING</b>	<b>\$427,504,564</b>	<b>\$491,571,588</b>	<b>\$361,696,131</b>	<b>\$376,584,875</b>	<b>\$346,574,098</b>

\*Rider appropriations for the historical years are included in the strategy amounts.

**2.B. Summary of Base Request by Method of Finance**  
 86th Regular Session, Agency Submission, Version 1  
 Automated Budget and Evaluation System of Texas (ABEST)

8/27/2018 1:15:01PM

Agency code: **802**

Agency name: **Parks and Wildlife Department**

METHOD OF FINANCING	Exp 2017	Est 2018	Bud 2019	Req 2020	Req 2021
<b><u>GENERAL REVENUE</u></b>					
<b><u>1</u></b> General Revenue Fund					
<i>REGULAR APPROPRIATIONS</i>					
Regular Appropriations from MOF Table (2016-17 GAA)	\$6,255,477	\$0	\$0	\$0	\$0
Regular Appropriations from MOF Table (2018-19 GAA)	\$0	\$20,237,080	\$11,801,405	\$0	\$0
Regular Appropriations from MOF Table (2020-21 GAA)	\$0	\$0	\$0	\$15,077,301	\$12,535,740
<i>RIDER APPROPRIATION</i>					
Art IX, Sec 14.03(i), Capital Budget UB (2016-17 GAA)	\$49,448	\$0	\$0	\$0	\$0
Rider 28:UB Authority within Biennium (2016-17 GAA)	\$2,182,461	\$0	\$0	\$0	\$0
Rider 30:Off-Highway Vehicle Trail and Recreational Area Program (2016-17 GAA)-Revised Recei	\$50,088	\$0	\$0	\$0	\$0

**2.B. Summary of Base Request by Method of Finance**  
 86th Regular Session, Agency Submission, Version 1  
 Automated Budget and Evaluation System of Texas (ABEST)

8/27/2018 1:15:01PM

Agency code: **802**

Agency name: **Parks and Wildlife Department**

METHOD OF FINANCING	Exp 2017	Est 2018	Bud 2019	Req 2020	Req 2021
<b><u>GENERAL REVENUE</u></b>					
Rider 42:Local Parks Grants (2016-17 GAA)-UB into 2017	\$250,000	\$0	\$0	\$0	\$0
<i>TRANSFERS</i>					
Art IX, Sec 17.05, Salary Increases for State Employees in Salary Schedule C (2016-17)	\$34,216	\$0	\$0	\$0	\$0
Art IX, Sec 18.14, Contingency for HB1925 (2016-17 GAA)	\$112,335	\$0	\$0	\$0	\$0
<i>LAPSED APPROPRIATIONS</i>					
Regular Appropriations from MOF Table - D/S Remaining (2016-17 GAA)	\$(166)	\$0	\$0	\$0	\$0
Savings due to Hiring Freeze	\$(329,336)	\$0	\$0	\$0	\$0
Regular Appropriation from MOF Table (2016-17 GAA)	\$(136,264)	\$0	\$0	\$0	\$0

**2.B. Summary of Base Request by Method of Finance**  
 86th Regular Session, Agency Submission, Version 1  
 Automated Budget and Evaluation System of Texas (ABEST)

8/27/2018 1:15:01PM

Agency code: **802**

Agency name: **Parks and Wildlife Department**

METHOD OF FINANCING		Exp 2017	Est 2018	Bud 2019	Req 2020	Req 2021
<b><u>GENERAL REVENUE</u></b>						
<b>TOTAL,</b>	<b>General Revenue Fund</b>	<b>\$8,468,259</b>	<b>\$20,237,080</b>	<b>\$11,801,405</b>	<b>\$15,077,301</b>	<b>\$12,535,740</b>
<b>400</b>	Sporting Goods Sales Tax - Transfer to State Parks Account No. 64					
	<i>REGULAR APPROPRIATIONS</i>					
	Regular Appropriations from MOF Table (2016-17 GAA)	\$85,875,719	\$0	\$0	\$0	\$0
	Regular Appropriations from MOF Table (2018-19 GAA)	\$0	\$60,086,743	\$60,086,742	\$0	\$0
	Regular Appropriations from MOF Table (2020-21 GAA)	\$0	\$0	\$0	\$67,645,380	\$67,645,379
	<i>RIDER APPROPRIATION</i>					
	Art IX, Sec 14.03(i), Capital Budget UB (2016-17 GAA)	\$497,505	\$0	\$0	\$0	\$0
	Rider 28:UB Authority within Biennium (2016-17 GAA)	\$1,398,207	\$0	\$0	\$0	\$0
	<i>TRANSFERS</i>					

**2.B. Summary of Base Request by Method of Finance**  
 86th Regular Session, Agency Submission, Version 1  
 Automated Budget and Evaluation System of Texas (ABEST)

8/27/2018 1:15:01PM

Agency code: **802**

Agency name: **Parks and Wildlife Department**

METHOD OF FINANCING	Exp 2017	Est 2018	Bud 2019	Req 2020	Req 2021
<b><u>GENERAL REVENUE</u></b>					
Art IX, Sec 18.02, Salary Increase for General State Employees (2016-17)	\$906,810	\$0	\$0	\$0	\$0
Art IX, Sec 18.09(2.b), Identified State Agency Deferred Maintenance Needs (2016-17 GAA)	\$(23,510,744)	\$0	\$0	\$0	\$0
<i>LAPSED APPROPRIATIONS</i>					
Savings due to Hiring Freeze	\$(319,237)	\$0	\$0	\$0	\$0
Regular Appropriation from MOF Table (2016-17 GAA)	\$(669,321)	\$0	\$0	\$0	\$0
<b>TOTAL, Sporting Goods Sales Tax - Transfer to State Parks Account No. 64</b>	<b>\$64,178,939</b>	<b>\$60,086,743</b>	<b>\$60,086,742</b>	<b>\$67,645,380</b>	<b>\$67,645,379</b>
<b><u>401</u> Sporting Goods Sales Tax - Transfer to Texas Recreation and Parks Account No. 467</b>					
<i>REGULAR APPROPRIATIONS</i>					
Regular Appropriations from MOF Table (2016-17 GAA)	\$9,376,197	\$0	\$0	\$0	\$0



**2.B. Summary of Base Request by Method of Finance**  
 86th Regular Session, Agency Submission, Version 1  
 Automated Budget and Evaluation System of Texas (ABEST)

8/27/2018 1:15:01PM

Agency code: **802**

Agency name: **Parks and Wildlife Department**

METHOD OF FINANCING	Exp 2017	Est 2018	Bud 2019	Req 2020	Req 2021
<b><u>GENERAL REVENUE</u></b>					
Regular Appropriations from MOF Table (2018-19 GAA)	\$0	\$9,013,472	\$9,013,472	\$0	\$0
Regular Appropriations from MOF Table (2020-21 GAA)	\$0	\$0	\$0	\$7,872,494	\$7,872,494
<i>RIDER APPROPRIATION</i>					
Rider 28:UB Authority within Biennium (2016-17 GAA)	\$1,473,247	\$0	\$0	\$0	\$0
Rider 45:Local Parks Grants (2016-17 GAA)-UB into 2017	\$150,000	\$0	\$0	\$0	\$0
<i>TRANSFERS</i>					
Art IX, Sec 18.02, Salary Increase for General State Employees (2016-17)	\$15,544	\$0	\$0	\$0	\$0
<i>LAPSED APPROPRIATIONS</i>					
Savings due to Hiring Freeze	\$(48,448)	\$0	\$0	\$0	\$0

**2.B. Summary of Base Request by Method of Finance**  
 86th Regular Session, Agency Submission, Version 1  
 Automated Budget and Evaluation System of Texas (ABEST)

8/27/2018 1:15:01PM

Agency code: **802**

Agency name: **Parks and Wildlife Department**

METHOD OF FINANCING	Exp 2017	Est 2018	Bud 2019	Req 2020	Req 2021
<b><u>GENERAL REVENUE</u></b>					
Regular Appropriation from MOF Table (2016-17 GAA)	\$ (302,138)	\$ 0	\$ 0	\$ 0	\$ 0
<b>TOTAL, Sporting Goods Sales Tax - Transfer to Texas Recreation and Parks Account No. 467</b>	<b>\$10,664,402</b>	<b>\$9,013,472</b>	<b>\$9,013,472</b>	<b>\$7,872,494</b>	<b>\$7,872,494</b>
<b><u>402</u> Sporting Good Tax-Trans to: Lrg Cnty/Muni Rec/Parks Acct 5150</b>					
<i>REGULAR APPROPRIATIONS</i>					
Regular Appropriations from MOF Table (2016-17 GAA)	\$6,268,773	\$ 0	\$ 0	\$ 0	\$ 0
Regular Appropriations from MOF Table (2018-19 GAA)	\$ 0	\$4,862,179	\$4,862,179	\$ 0	\$ 0
Regular Appropriations from MOF Table (2020-21 GAA)	\$ 0	\$ 0	\$ 0	\$3,673,631	\$3,673,631
<i>RIDER APPROPRIATION</i>					
Rider 28:UB Authority within Biennium (2016-17 GAA)	\$930,953	\$ 0	\$ 0	\$ 0	\$ 0

**2.B. Summary of Base Request by Method of Finance**  
 86th Regular Session, Agency Submission, Version 1  
 Automated Budget and Evaluation System of Texas (ABEST)

8/27/2018 1:15:01PM

Agency code: **802**

Agency name: **Parks and Wildlife Department**

METHOD OF FINANCING	Exp 2017	Est 2018	Bud 2019	Req 2020	Req 2021
<b><u>GENERAL REVENUE</u></b>					
Rider 41:Local Parks Grants (2016-17 GAA)-UB into 2017	\$3,000,000	\$0	\$0	\$0	\$0
Rider 42:Local Parks Grants (2016-17 GAA)-UB into 2017	\$250,000	\$0	\$0	\$0	\$0
<i>TRANSFERS</i>					
Art IX, Sec 18.02, Salary Increase for General State Employees (2016-17)	\$8,252	\$0	\$0	\$0	\$0
<i>LAPSED APPROPRIATIONS</i>					
Savings due to Hiring Freeze	\$(32,299)	\$0	\$0	\$0	\$0
Regular Appropriation from MOF Table (2016-17 GAA)	\$(184,750)	\$0	\$0	\$0	\$0
<b>TOTAL, Sporting Good Tax-Trans to: Lrg Cnty/Muni Rec/Parks Acct 5150</b>	<b>\$10,240,929</b>	<b>\$4,862,179</b>	<b>\$4,862,179</b>	<b>\$3,673,631</b>	<b>\$3,673,631</b>

**403** Sporting Goods Sales Tax - Transfer to Parks and Wildlife Conservation and Capital Account No. 5004  
*REGULAR APPROPRIATIONS*

**2.B. Summary of Base Request by Method of Finance**  
 86th Regular Session, Agency Submission, Version 1  
 Automated Budget and Evaluation System of Texas (ABEST)

8/27/2018 1:15:01PM

Agency code: **802**

Agency name: **Parks and Wildlife Department**

<b>METHOD OF FINANCING</b>	<b>Exp 2017</b>	<b>Est 2018</b>	<b>Bud 2019</b>	<b>Req 2020</b>	<b>Req 2021</b>
<b><u>GENERAL REVENUE</u></b>					
Regular Appropriations from MOF Table (2016-17 GAA)	\$6,206,162	\$0	\$0	\$0	\$0
Regular Appropriations from MOF Table (2018-19 GAA)	\$0	\$28,654,283	\$28,654,282	\$0	\$0
Regular Appropriations from MOF Table (2020-21 GAA)	\$0	\$0	\$0	\$23,425,172	\$23,425,171
<i>RIDER APPROPRIATION</i>					
Art IX, Sec 14.03(i), Capital Budget UB (2016-17 GAA)	\$1,175,806	\$0	\$0	\$0	\$0
<i>TRANSFERS</i>					
Art IX, Sec 18.09(2.c), Identified State Agency Deferred Maintenance Needs (2016-17 GAA)	\$(4,884,162)	\$0	\$0	\$0	\$0
<i>LAPSED APPROPRIATIONS</i>					
Regular Appropriation from MOF Table (2016-17 GAA)	\$(401,782)	\$0	\$0	\$0	\$0

**2.B. Summary of Base Request by Method of Finance**  
 86th Regular Session, Agency Submission, Version 1  
 Automated Budget and Evaluation System of Texas (ABEST)

8/27/2018 1:15:01PM

Agency code: **802**

Agency name: **Parks and Wildlife Department**

METHOD OF FINANCING	Exp 2017	Est 2018	Bud 2019	Req 2020	Req 2021
---------------------	----------	----------	----------	----------	----------

**GENERAL REVENUE**

<b>TOTAL,</b>	<b>Sporting Goods Sales Tax - Transfer to Parks and Wildlife Conservation and Capital Account No. 5004</b>				
	<b>\$2,096,024</b>	<b>\$28,654,283</b>	<b>\$28,654,282</b>	<b>\$23,425,172</b>	<b>\$23,425,171</b>

**8016** Unclaimed Refunds of Motorboat Fuel Tax

*REGULAR APPROPRIATIONS*

Regular Appropriations from MOF Table (2016-17 GAA)

	\$9,111,916	\$0	\$0	\$0	\$0
--	-------------	-----	-----	-----	-----

Regular Appropriations from MOF Table (2018-19 GAA)

	\$0	\$11,954,118	\$11,954,117	\$0	\$0
--	-----	--------------	--------------	-----	-----

Regular Appropriations from MOF Table (2020-21 GAA)

	\$0	\$0	\$0	\$11,954,118	\$11,954,117
--	-----	-----	-----	--------------	--------------

*RIDER APPROPRIATION*

Art IX, Sec 14.03(i), Capital Budget UB (2016-17 GAA)

	\$167,022	\$0	\$0	\$0	\$0
--	-----------	-----	-----	-----	-----

Rider 28:UB Authority within Biennium (2016-17 GAA)

	\$699,479	\$0	\$0	\$0	\$0
--	-----------	-----	-----	-----	-----

**2.B. Summary of Base Request by Method of Finance**  
 86th Regular Session, Agency Submission, Version 1  
 Automated Budget and Evaluation System of Texas (ABEST)

8/27/2018 1:15:01PM

Agency code: **802**

Agency name: **Parks and Wildlife Department**

METHOD OF FINANCING	Exp 2017	Est 2018	Bud 2019	Req 2020	Req 2021
<b><u>GENERAL REVENUE</u></b>					
Rider 34:Statewide Aquatic Vegetation/ Invasive Species Management (2016-17 GAA)-UB into 201	\$912,311	\$0	\$0	\$0	\$0
<i>LAPSED APPROPRIATIONS</i>					
Savings due to Hiring Freeze	\$(454,846)	\$0	\$0	\$0	\$0
Regular Appropriation from MOF Table (2016-17 GAA)	\$(37,556)	\$0	\$0	\$0	\$0
<b>TOTAL, Unclaimed Refunds of Motorboat Fuel Tax</b>	<b>\$10,398,326</b>	<b>\$11,954,118</b>	<b>\$11,954,117</b>	<b>\$11,954,118</b>	<b>\$11,954,117</b>
<b>TOTAL, ALL GENERAL REVENUE</b>	<b>\$106,046,879</b>	<b>\$134,807,875</b>	<b>\$126,372,197</b>	<b>\$129,648,096</b>	<b>\$127,106,532</b>

**GENERAL REVENUE FUND - DEDICATED**

9 GR Dedicated - Game, Fish and Water Safety Account No. 009

*REGULAR APPROPRIATIONS*

Regular Appropriations from MOF Table (2016-17 GAA)	\$111,932,949	\$0	\$0	\$0	\$0
---	---------------	-----	-----	-----	-----

**2.B. Summary of Base Request by Method of Finance**  
 86th Regular Session, Agency Submission, Version 1  
 Automated Budget and Evaluation System of Texas (ABEST)

8/27/2018 1:15:01PM

Agency code: **802**

Agency name: **Parks and Wildlife Department**

METHOD OF FINANCING	Exp 2017	Est 2018	Bud 2019	Req 2020	Req 2021
<b><u>GENERAL REVENUE FUND - DEDICATED</u></b>					
Regular Appropriations from MOF Table (2018-19 GAA)	\$0	\$107,740,572	\$102,745,838	\$0	\$0
Regular Appropriations from MOF Table (2020-21 GAA)	\$0	\$0	\$0	\$112,995,539	\$104,795,539
<i>RIDER APPROPRIATION</i>					
Art IX, Sec 14.03(i), Capital Budget UB (2016-17 GAA)	\$3,889,503	\$0	\$0	\$0	\$0
Rider 12:Payments to License Agents, Tax Assessor Collectors and License Vendor (2016-17 GAA)	\$1,304,140	\$0	\$0	\$0	\$0
Rider 28:UB Authority within Biennium (2016-17 GAA)	\$5,954,444	\$0	\$0	\$0	\$0
<i>TRANSFERS</i>					
Art IX, Sec 17.05, Salary Increases for State Employees in Salary Schedule C (2016-17)	\$237,339	\$0	\$0	\$0	\$0

**2.B. Summary of Base Request by Method of Finance**  
 86th Regular Session, Agency Submission, Version 1  
 Automated Budget and Evaluation System of Texas (ABEST)

8/27/2018 1:15:01PM

Agency code: **802**

Agency name: **Parks and Wildlife Department**

METHOD OF FINANCING	Exp 2017	Est 2018	Bud 2019	Req 2020	Req 2021
<b><u>GENERAL REVENUE FUND - DEDICATED</u></b>					
Art IX, Sec 18.02, Salary Increase for General State Employees (2016-17)	\$1,928,173	\$0	\$0	\$0	\$0
Art IX, Sec 18.04, Contingency for HB51 (2018-19 GAA)	\$0	\$512,877	\$512,877	\$0	\$0
Art IX, Sec 18.13, Contingency for HB1724 (2018-19 GAA)	\$0	\$1,167,000	\$80,000	\$0	\$0
<i>LAPSED APPROPRIATIONS</i>					
Savings due to Hiring Freeze	\$(2,071,116)	\$0	\$0	\$0	\$0
Regular Appropriation from MOF Table (2016-17 GAA)	\$(2,969,042)	\$0	\$0	\$0	\$0
Regular Appropriations from MOF Table - MLPP Remaining (2016-17 GAA)	\$(5,856)	\$0	\$0	\$0	\$0
<b>TOTAL, GR Dedicated - Game, Fish and Water Safety Account No. 009</b>	<b>\$120,200,534</b>	<b>\$109,420,449</b>	<b>\$103,338,715</b>	<b>\$112,995,539</b>	<b>\$104,795,539</b>



**2.B. Summary of Base Request by Method of Finance**  
 86th Regular Session, Agency Submission, Version 1  
 Automated Budget and Evaluation System of Texas (ABEST)

8/27/2018 1:15:01PM

Agency code: **802**

Agency name: **Parks and Wildlife Department**

METHOD OF FINANCING	Exp 2017	Est 2018	Bud 2019	Req 2020	Req 2021
<b><u>GENERAL REVENUE FUND - DEDICATED</u></b>					
<b>64</b> GR Dedicated - State Parks Account No. 064					
<i>REGULAR APPROPRIATIONS</i>					
Regular Appropriations from MOF Table (2016-17 GAA)	\$41,903,849	\$0	\$0	\$0	\$0
Regular Appropriations from MOF Table (2018-19 GAA)	\$0	\$42,821,550	\$42,827,083	\$0	\$0
Regular Appropriations from MOF Table (2020-21 GAA)	\$0	\$0	\$0	\$44,571,077	\$44,571,076
<i>RIDER APPROPRIATION</i>					
Art IX, Sec 14.03(i), Capital Budget UB (2016-17 GAA)	\$5,613,498	\$0	\$0	\$0	\$0
Rider 20:Donation Proceeds (2016-17 GAA)-Revised Receipts	\$220,980	\$0	\$0	\$0	\$0
Rider 20:Donation Proceeds (2016-17 GAA)-UB into 2017	\$483,663	\$0	\$0	\$0	\$0

**2.B. Summary of Base Request by Method of Finance**  
 86th Regular Session, Agency Submission, Version 1  
 Automated Budget and Evaluation System of Texas (ABEST)

8/27/2018 1:15:01PM

Agency code: **802**

Agency name: **Parks and Wildlife Department**

METHOD OF FINANCING	Exp 2017	Est 2018	Bud 2019	Req 2020	Req 2021
<b><u>GENERAL REVENUE FUND - DEDICATED</u></b>					
Rider 20:Donation Proceeds (2018-19 GAA)-UB into 2018	\$(526,260)	\$526,260	\$0	\$0	\$0
Rider 28:UB Authority within Biennium (2016-17 GAA)	\$974,275	\$0	\$0	\$0	\$0
<i>TRANSFERS</i>					
Art IX, Sec 18.02, Salary Increase for General State Employees (2016-17)	\$325,709	\$0	\$0	\$0	\$0
Art IX, Sec 6.08, Benefits Paid Proportional by Fund (2016-17 GAA)	\$(12,952)	\$0	\$0	\$0	\$0
<i>LAPSED APPROPRIATIONS</i>					
Savings due to Hiring Freeze	\$(4,620,418)	\$0	\$0	\$0	\$0
Regular Appropriation from MOF Table (2016-17 GAA)	\$(714,468)	\$0	\$0	\$0	\$0

**2.B. Summary of Base Request by Method of Finance**  
 86th Regular Session, Agency Submission, Version 1  
 Automated Budget and Evaluation System of Texas (ABEST)

8/27/2018 1:15:01PM

Agency code: **802**

Agency name: **Parks and Wildlife Department**

METHOD OF FINANCING	Exp 2017	Est 2018	Bud 2019	Req 2020	Req 2021
<b><u>GENERAL REVENUE FUND - DEDICATED</u></b>					
Regular Appropriations from MOF Table - MLPP Remaining (2016-17 GAA)	\$(4,418)	\$0	\$0	\$0	\$0
<b>TOTAL, GR Dedicated - State Parks Account No. 064</b>	<b>\$43,643,458</b>	<b>\$43,347,810</b>	<b>\$42,827,083</b>	<b>\$44,571,077</b>	<b>\$44,571,076</b>
<b><u>506</u> GR Dedicated - Non-Game and Endangered Species Conservation Account No. 506</b>					
<i>REGULAR APPROPRIATIONS</i>					
Regular Appropriations from MOF Table (2016-17 GAA)	\$42,981	\$0	\$0	\$0	\$0
Regular Appropriations from MOF Table (2018-19 GAA)	\$0	\$42,819	\$42,820	\$0	\$0
Regular Appropriations from MOF Table (2020-21 GAA)	\$0	\$0	\$0	\$43,007	\$43,006
<i>RIDER APPROPRIATION</i>					
Rider 28:UB Authority within Biennium (2016-17 GAA)	\$3,303	\$0	\$0	\$0	\$0
<i>LAPSED APPROPRIATIONS</i>					

**2.B. Summary of Base Request by Method of Finance**  
 86th Regular Session, Agency Submission, Version 1  
 Automated Budget and Evaluation System of Texas (ABEST)

8/27/2018 1:15:01PM

Agency code: **802**

Agency name: **Parks and Wildlife Department**

METHOD OF FINANCING	Exp 2017	Est 2018	Bud 2019	Req 2020	Req 2021
<b><u>GENERAL REVENUE FUND - DEDICATED</u></b>					
Regular Appropriation from MOF Table (2016-17 GAA)	\$ (4,004)	\$ 0	\$ 0	\$ 0	\$ 0
<b>TOTAL, GR Dedicated - Non-Game and Endangered Species Conservation Account No. 506</b>	<b>\$42,280</b>	<b>\$42,819</b>	<b>\$42,820</b>	<b>\$43,007</b>	<b>\$43,006</b>
<b>544</b> GR Dedicated - Lifetime License Endowment Account No. 544					
<i>REGULAR APPROPRIATIONS</i>					
Regular Appropriations from MOF Table (2016-17 GAA)	\$125,000	\$ 0	\$ 0	\$ 0	\$ 0
Regular Appropriations from MOF Table (2018-19 GAA)	\$ 0	\$125,000	\$125,000	\$ 0	\$ 0
Regular Appropriations from MOF Table (2020-21 GAA)	\$ 0	\$ 0	\$ 0	\$125,226	\$125,226
<i>RIDER APPROPRIATION</i>					
Rider 28:UB Authority within Biennium (2016-17 GAA)	\$12,166	\$ 0	\$ 0	\$ 0	\$ 0
<i>TRANSFERS</i>					

**2.B. Summary of Base Request by Method of Finance**  
 86th Regular Session, Agency Submission, Version 1  
 Automated Budget and Evaluation System of Texas (ABEST)

8/27/2018 1:15:01PM

Agency code: **802**

Agency name: **Parks and Wildlife Department**

METHOD OF FINANCING	Exp 2017	Est 2018	Bud 2019	Req 2020	Req 2021
<b><u>GENERAL REVENUE FUND - DEDICATED</u></b>					
Art IX, Sec 18.26, Contingency for HB3781 (2018-19 GAA)					
	\$0	\$8,000,000	\$0	\$0	\$0
<i>LAPSED APPROPRIATIONS</i>					
Regular Appropriation from MOF Table (2016-17 GAA)					
	\$(48,574)	\$0	\$0	\$0	\$0
<b>TOTAL,</b>	<b>\$88,592</b>	<b>\$8,125,000</b>	<b>\$125,000</b>	<b>\$125,226</b>	<b>\$125,226</b>
<b>GR Dedicated - Lifetime License Endowment Account No. 544</b>					
<b>5150</b>	GR Dedicated - Large County and Municipality Recreation and Parks Fund No. 5150				
<i>LAPSED APPROPRIATIONS</i>					
Regular Appropriation from MOF Table (2016-17 GAA)					
	\$(26,364)	\$0	\$0	\$0	\$0
<b>TOTAL,</b>	<b>\$(26,364)</b>	<b>\$0</b>	<b>\$0</b>	<b>\$0</b>	<b>\$0</b>
<b>GR Dedicated - Large County and Municipality Recreation and Parks Fund No. 5150</b>					
<b>5166</b>	GR Dedicated - Deferred Maintenance Account No. 5166				
<i>RIDER APPROPRIATION</i>					
Art IX, Sec 14.03(i), Capital Budget UB (2016-17 GAA)					
	\$47,537,124	\$0	\$0	\$0	\$0

**2.B. Summary of Base Request by Method of Finance**  
 86th Regular Session, Agency Submission, Version 1  
 Automated Budget and Evaluation System of Texas (ABEST)

8/27/2018 1:15:01PM

Agency code: **802**

Agency name: **Parks and Wildlife Department**

METHOD OF FINANCING	Exp 2017	Est 2018	Bud 2019	Req 2020	Req 2021
<b><u>GENERAL REVENUE FUND - DEDICATED</u></b>					
<i>TRANSFERS</i>					
Art IX, Sec 18.09(2.b), Identified State Agency Deferred Maintenance Needs (2016-17 GAA)	\$23,510,744	\$0	\$0	\$0	\$0
Art IX, Sec 18.09(2.c), Identified State Agency Deferred Maintenance Needs (2016-17 GAA)	\$4,884,162	\$0	\$0	\$0	\$0
Art IX, Sec 6.08, Benefits Paid Proportional by Fund (2016-17 GAA)	\$(370,275)	\$0	\$0	\$0	\$0
<i>LAPSED APPROPRIATIONS</i>					
Regular Appropriation from MOF Table (2016-17 GAA)	\$(1,795,767)	\$0	\$0	\$0	\$0
<b>TOTAL, GR Dedicated - Deferred Maintenance Account No. 5166</b>	<b>\$73,765,988</b>	<b>\$0</b>	<b>\$0</b>	<b>\$0</b>	<b>\$0</b>
<b>TOTAL, ALL GENERAL REVENUE FUND - DEDICATED</b>	<b>\$237,714,488</b>	<b>\$160,936,078</b>	<b>\$146,333,618</b>	<b>\$157,734,849</b>	<b>\$149,534,847</b>
<b>TOTAL, GR &amp; GR-DEDICATED FUNDS</b>	<b>\$343,761,367</b>	<b>\$295,743,953</b>	<b>\$272,705,815</b>	<b>\$287,382,945</b>	<b>\$276,641,379</b>

**FEDERAL FUNDS**

**2.B. Summary of Base Request by Method of Finance**  
 86th Regular Session, Agency Submission, Version 1  
 Automated Budget and Evaluation System of Texas (ABEST)

8/27/2018 1:15:01PM

Agency code: **802**

Agency name: **Parks and Wildlife Department**

METHOD OF FINANCING	Exp 2017	Est 2018	Bud 2019	Req 2020	Req 2021
<b><u>FEDERAL FUNDS</u></b>					
<b><u>555</u> Federal Funds</b>					
<i>REGULAR APPROPRIATIONS</i>					
Regular Appropriations from MOF Table (2016-17 GAA)	\$35,961,359	\$0	\$0	\$0	\$0
Regular Appropriations from MOF Table (2018-19 GAA)	\$0	\$67,548,872	\$67,139,165	\$0	\$0
Regular Appropriations from MOF Table (2020-21 GAA)	\$0	\$0	\$0	\$64,488,438	\$64,488,438
<i>RIDER APPROPRIATION</i>					
Art IX, Sec 14.03(i), Capital Budget UB (2016-17 GAA)	\$9,891,182	\$0	\$0	\$0	\$0
Art IX, Sec 13.01, Federal Funds/Block Grants (2016-17 GAA)	\$20,428,443	\$0	\$0	\$0	\$0
Rider 4:UB for Construction Projects (2018-19 GAA)-UB into 2018	\$(11,788,439)	\$6,077,278	\$0	\$0	\$0

**2.B. Summary of Base Request by Method of Finance**  
 86th Regular Session, Agency Submission, Version 1  
 Automated Budget and Evaluation System of Texas (ABEST)

8/27/2018 1:15:01PM

Agency code: **802**

Agency name: **Parks and Wildlife Department**

METHOD OF FINANCING	Exp 2017	Est 2018	Bud 2019	Req 2020	Req 2021
<b><u>FEDERAL FUNDS</u></b>					
Art IX, Sec 13.01, Federal Funds/Block Grants (2018-19 GAA)	\$0	\$96,965,683	\$0	\$0	\$0
Art IX, Sec 14.03(i), Capital Budget UB (2018-19 GAA)	\$0	\$(12,686,959)	\$12,686,959	\$0	\$0
Rider 4:UB for Construction Projects (2020-21 GAA)-UB into 2020	\$0	\$0	\$(2,111,471)	\$2,111,471	\$0
<b>TOTAL, Federal Funds</b>	<b>\$54,492,545</b>	<b>\$157,904,874</b>	<b>\$77,714,653</b>	<b>\$66,599,909</b>	<b>\$64,488,438</b>
<b>TOTAL, ALL FEDERAL FUNDS</b>	<b>\$54,492,545</b>	<b>\$157,904,874</b>	<b>\$77,714,653</b>	<b>\$66,599,909</b>	<b>\$64,488,438</b>

**OTHER FUNDS**

**666** Appropriated Receipts

*REGULAR APPROPRIATIONS*

Regular Appropriations from MOF Table (2016-17 GAA)

\$3,547,845	\$0	\$0	\$0	\$0
-------------	-----	-----	-----	-----



**2.B. Summary of Base Request by Method of Finance**  
 86th Regular Session, Agency Submission, Version 1  
 Automated Budget and Evaluation System of Texas (ABEST)

8/27/2018 1:15:01PM

Agency code: **802**

Agency name: **Parks and Wildlife Department**

METHOD OF FINANCING	Exp 2017	Est 2018	Bud 2019	Req 2020	Req 2021
<b><u>OTHER FUNDS</u></b>					
Regular Appropriations from MOF Table (2018-19 GAA)	\$0	\$12,939,486	\$3,780,181	\$0	\$0
Regular Appropriations from MOF Table (2020-21 GAA)	\$0	\$0	\$0	\$4,539,681	\$4,539,681
<i>RIDER APPROPRIATION</i>					
Art IX, Sec 8.01, Acceptance of Gifts of Money (2016-17 GAA)	\$3,105,812	\$0	\$0	\$0	\$0
Art IX, Sec 8.02, Reimbursements and Payments (2016-17 GAA)	\$3,319,670	\$0	\$0	\$0	\$0
Art IX, Sec 8.03, Surplus Property (2016-17 GAA)	\$199,271	\$0	\$0	\$0	\$0
Art IX, Sec 8.07, Seminars and Conference (2016-17 GAA)	\$54,294	\$0	\$0	\$0	\$0
Art IX, Sec 8.10, Credit, Charge or Debit Card Service (2016-17 GAA)					

**2.B. Summary of Base Request by Method of Finance**  
 86th Regular Session, Agency Submission, Version 1  
 Automated Budget and Evaluation System of Texas (ABEST)

8/27/2018 1:15:01PM

Agency code: **802**

Agency name: **Parks and Wildlife Department**

METHOD OF FINANCING	Exp 2017	Est 2018	Bud 2019	Req 2020	Req 2021
<b><u>OTHER FUNDS</u></b>					
	\$198,859	\$0	\$0	\$0	\$0
Art IX, Sec 12.02, Publications or Sales of Records (2016-17 GAA)	\$165,816	\$0	\$0	\$0	\$0
Art IX, Sec 14.03(i), Capital Budget UB (2016-17 GAA)	\$13,544,580	\$0	\$0	\$0	\$0
Rider 9:State Owned Housing Authorized (2016-17 GAA)-Revised Receipts	\$6,469	\$0	\$0	\$0	\$0
Rider 11:Appropriation of Certain Concession Receipts (2016-17 GAA)-Revised Receipts	\$25,145	\$0	\$0	\$0	\$0
Rider 14:Land Sale Proceeds (2016-17 GAA)-UB into 2017	\$78,573	\$0	\$0	\$0	\$0
Rider 25:Exception for Texas Game Warden Training Center Meals (2016-17 GAA)-Revised Receipts	\$18,509	\$0	\$0	\$0	\$0

**2.B. Summary of Base Request by Method of Finance**  
 86th Regular Session, Agency Submission, Version 1  
 Automated Budget and Evaluation System of Texas (ABEST)

8/27/2018 1:15:01PM

Agency code: **802**

Agency name: **Parks and Wildlife Department**

<b>METHOD OF FINANCING</b>	<b>Exp 2017</b>	<b>Est 2018</b>	<b>Bud 2019</b>	<b>Req 2020</b>	<b>Req 2021</b>
<b><u>OTHER FUNDS</u></b>					
Rider 28:UB Authority within Biennium (2016-17 GAA)	\$1,627,000	\$0	\$0	\$0	\$0
Art IX, Sec 8.01, Acceptance of Gifts of Money (2018-19 GAA)	\$0	\$14,352,183	\$0	\$0	\$0
Art IX, Sec 8.02, Reimbursements and Payments (2018-19 GAA)	\$0	\$5,638,932	\$0	\$0	\$0
Art IX, Sec 8.03, Surplus Property (2018-19 GAA)	\$0	\$84,192	\$0	\$0	\$0
Art IX, Sec 8.07, Seminars and Conference (2018-19 GAA)	\$0	\$238,646	\$0	\$0	\$0
Art IX, Sec 8.10, Credit, Charge or Debit Card Service (2018-19 GAA)	\$0	\$2,092,765	\$0	\$0	\$0
Art IX, Sec 12.02, Publications or Sales of Records (2018-19 GAA)	\$0	\$4,166	\$0	\$0	\$0

**2.B. Summary of Base Request by Method of Finance**  
 86th Regular Session, Agency Submission, Version 1  
 Automated Budget and Evaluation System of Texas (ABEST)

8/27/2018 1:15:01PM

Agency code: **802**

Agency name: **Parks and Wildlife Department**

METHOD OF FINANCING	Exp 2017	Est 2018	Bud 2019	Req 2020	Req 2021
<b><u>OTHER FUNDS</u></b>					
Rider 4:UB for Construction Projects (2018-19 GAA)-UB into 2018	\$(12,586,325)	\$3,427,020	\$0	\$0	\$0
Rider 14:Land Sale Proceeds (2018-19 GAA)-UB into 2018	\$(26,886)	\$26,886	\$0	\$0	\$0
Rider 14:Land Sale Proceeds (2018-19) GAA	\$0	\$20,307	\$0	\$0	\$0
Art IX, Sec 14.03(i), Capital Budget UB (2018-19 GAA)	\$0	\$(12,181,139)	\$12,181,139	\$0	\$0
Rider 4:UB for Construction Projects (2020-21 GAA)-UB into 2020	\$0	\$0	\$(11,171,962)	\$11,171,962	\$0
<i>LAPSED APPROPRIATIONS</i>					
Regular Appropriation from MOF Table (2016-17 GAA)	\$(1,683,760)	\$0	\$0	\$0	\$0

**2.B. Summary of Base Request by Method of Finance**  
 86th Regular Session, Agency Submission, Version 1  
 Automated Budget and Evaluation System of Texas (ABEST)

8/27/2018 1:15:01PM

Agency code: **802**

Agency name: **Parks and Wildlife Department**

METHOD OF FINANCING	Exp 2017	Est 2018	Bud 2019	Req 2020	Req 2021
---------------------	----------	----------	----------	----------	----------

**OTHER FUNDS**

**TOTAL, Appropriated Receipts**

	<b>\$11,594,872</b>	<b>\$26,643,444</b>	<b>\$4,789,358</b>	<b>\$15,711,643</b>	<b>\$4,539,681</b>
--	---------------------	---------------------	--------------------	---------------------	--------------------

777 Interagency Contracts

*REGULAR APPROPRIATIONS*

Regular Appropriations from MOF Table (2016-17 GAA)

	\$225,000	\$0	\$0	\$0	\$0
--	-----------	-----	-----	-----	-----

Regular Appropriations from MOF Table (2018-19 GAA)

	\$0	\$5,697,841	\$225,000	\$0	\$0
--	-----	-------------	-----------	-----	-----

Regular Appropriations from MOF Table (2020-21 GAA)

	\$0	\$0	\$0	\$225,000	\$225,000
--	-----	-----	-----	-----------	-----------

*RIDER APPROPRIATION*

Art IX, Sec 8.02, Reimbursements and Payments (2016-17 GAA)

	\$3,469,524	\$0	\$0	\$0	\$0
--	-------------	-----	-----	-----	-----

Art IX, Sec 14.03(i), Capital Budget UB (2016-17 GAA)

	\$6,312,905	\$0	\$0	\$0	\$0
--	-------------	-----	-----	-----	-----

**2.B. Summary of Base Request by Method of Finance**  
 86th Regular Session, Agency Submission, Version 1  
 Automated Budget and Evaluation System of Texas (ABEST)

8/27/2018 1:15:01PM

Agency code: **802**

Agency name: **Parks and Wildlife Department**

METHOD OF FINANCING	Exp 2017	Est 2018	Bud 2019	Req 2020	Req 2021
<b><u>OTHER FUNDS</u></b>					
Rider 4:UB for Construction Projects (2018-19 GAA)-UB into 2018	\$ (6,404,500)	\$ 931,659	\$ 0	\$ 0	\$ 0
Art IX, Sec 8.02, Reimbursements and Payments (2018-19 GAA)	\$ 0	\$ 948,479	\$ 0	\$ 0	\$ 0
<i>TRANSFERS</i>					
Art IX, Sec 6.08, Benefits Paid Proportional by Fund (2016-17 GAA)	\$ (34,891)	\$ 0	\$ 0	\$ 0	\$ 0
Art IX, Sec 6.08, Benefits Paid Proportional by Fund (2018-19 GAA)	\$ 0	\$ (34,690)	\$ 0	\$ 0	\$ 0
<b>TOTAL, Interagency Contracts</b>	<b>\$3,568,038</b>	<b>\$7,543,289</b>	<b>\$225,000</b>	<b>\$225,000</b>	<b>\$225,000</b>
<b><u>780</u></b> Bond Proceeds - General Obligation Bonds					
<i>REGULAR APPROPRIATIONS</i>					
Regular Appropriations from MOF Table (2018-19 GAA)	\$ 0	\$ 12,082,233	\$ 0	\$ 0	\$ 0
<i>RIDER APPROPRIATION</i>					

**2.B. Summary of Base Request by Method of Finance**  
 86th Regular Session, Agency Submission, Version 1  
 Automated Budget and Evaluation System of Texas (ABEST)

8/27/2018 1:15:01PM

Agency code: **802**

Agency name: **Parks and Wildlife Department**

METHOD OF FINANCING	Exp 2017	Est 2018	Bud 2019	Req 2020	Req 2021
<b><u>OTHER FUNDS</u></b>					
Art IX, Sec 14.03(i), Capital Budget UB (2016-17 GAA)	\$27,497,923	\$0	\$0	\$0	\$0
Rider 4:UB for Construction Projects (2018-19 GAA)-UB into 2018	\$(13,855,179)	\$1,772,946	\$0	\$0	\$0
Art IX, Sec 14.03(i), Capital Budget UB (2018-19 GAA)	\$0	\$(11,195,875)	\$11,195,875	\$0	\$0
Rider 4:UB for Construction Projects (2020-21 GAA)-UB into 2020	\$0	\$0	\$(5,584,578)	\$5,584,578	\$0
<i>TRANSFERS</i>					
Art IX, Sec 6.08, Benefits Paid Proportional by Fund (2016-17 GAA)	\$(247,255)	\$0	\$0	\$0	\$0
Art IX, Sec 6.08, Benefits Paid Proportional by Fund (2018-19 GAA)	\$0	\$(165,456)	\$0	\$0	\$0
<b>TOTAL, Bond Proceeds - General Obligation Bonds</b>	<b>\$13,395,489</b>	<b>\$2,493,848</b>	<b>\$5,611,297</b>	<b>\$5,584,578</b>	<b>\$0</b>

**2.B. Summary of Base Request by Method of Finance**  
 86th Regular Session, Agency Submission, Version 1  
 Automated Budget and Evaluation System of Texas (ABEST)

8/27/2018 1:15:01PM

Agency code: **802**

Agency name: **Parks and Wildlife Department**

METHOD OF FINANCING	Exp 2017	Est 2018	Bud 2019	Req 2020	Req 2021
---------------------	----------	----------	----------	----------	----------

**OTHER FUNDS**

**802** License Plate Trust Fund Account No. 0802

*REGULAR APPROPRIATIONS*

Regular Appropriations from MOF Table (2016-17 GAA)

\$728,900	\$0	\$0	\$0	\$0
-----------	-----	-----	-----	-----

Regular Appropriations from MOF Table (2018-19 GAA)

\$0	\$1,226,388	\$650,008	\$0	\$0
-----	-------------	-----------	-----	-----

Regular Appropriations from MOF Table (2020-21 GAA)

\$0	\$0	\$0	\$1,080,800	\$679,600
-----	-----	-----	-------------	-----------

*RIDER APPROPRIATION*

Rider 10:License Plate Receipts (2016-17 GAA)-UB into 2017

\$380,119	\$0	\$0	\$0	\$0
-----------	-----	-----	-----	-----

Rider 10:License Plate Receipts (2018-19 GAA)-Revised Receipts

\$0	\$15,792	\$0	\$0	\$0
-----	----------	-----	-----	-----

*LAPSED APPROPRIATIONS*

Regular Appropriation from MOF Table (2016-17 GAA)



**2.B. Summary of Base Request by Method of Finance**  
 86th Regular Session, Agency Submission, Version 1  
 Automated Budget and Evaluation System of Texas (ABEST)

8/27/2018 1:15:01PM

Agency code: <b>802</b>		Agency name: <b>Parks and Wildlife Department</b>				
<b>METHOD OF FINANCING</b>		<b>Exp 2017</b>	<b>Est 2018</b>	<b>Bud 2019</b>	<b>Req 2020</b>	<b>Req 2021</b>
<b><u>OTHER FUNDS</u></b>		\$ (416,766)	\$ 0	\$ 0	\$ 0	\$ 0
<b>TOTAL,</b>	<b>License Plate Trust Fund Account No. 0802</b>	<b>\$692,253</b>	<b>\$1,242,180</b>	<b>\$650,008</b>	<b>\$1,080,800</b>	<b>\$679,600</b>
<b>TOTAL, ALL</b>	<b>OTHER FUNDS</b>	<b>\$29,250,652</b>	<b>\$37,922,761</b>	<b>\$11,275,663</b>	<b>\$22,602,021</b>	<b>\$5,444,281</b>
<b>GRAND TOTAL</b>		<b>\$427,504,564</b>	<b>\$491,571,588</b>	<b>\$361,696,131</b>	<b>\$376,584,875</b>	<b>\$346,574,098</b>

**2.B. Summary of Base Request by Method of Finance**  
 86th Regular Session, Agency Submission, Version 1  
 Automated Budget and Evaluation System of Texas (ABEST)

8/27/2018 1:15:01PM

Agency code: **802**

Agency name: **Parks and Wildlife Department**

METHOD OF FINANCING	Exp 2017	Est 2018	Bud 2019	Req 2020	Req 2021
<b>FULL-TIME-EQUIVALENT POSITIONS</b>					
REGULAR APPROPRIATIONS					
Regular Appropriations from MOF Table (2016-17 GAA)	3,141.2	0.0	0.0	0.0	0.0
Regular Appropriations from MOF Table (2018-19 GAA)	0.0	3,149.2	3,146.2	0.0	0.0
Regular Appropriations from MOF Table (2020-21 GAA)	0.0	0.0	0.0	3,147.7	3,147.7
TRANSFERS					
Art IX, Sec 18.14, Contingency for HB1925 (2016-17 GAA)	2.0	0.0	0.0	0.0	0.0
LAPSED APPROPRIATIONS					
Regular Appropriations from MOF Table (2016-17 GAA)	(151.1)	0.0	0.0	0.0	0.0
<b>TOTAL, ADJUSTED FTES</b>	<b>2,992.1</b>	<b>3,149.2</b>	<b>3,146.2</b>	<b>3,147.7</b>	<b>3,147.7</b>

**NUMBER OF 100% FEDERALLY FUNDED  
 FTEs**

**2.C. Summary of Base Request by Object of Expense**  
86th Regular Session, Agency Submission, Version 1  
Automated Budget and Evaluation System of Texas (ABEST)

8/27/2018 1:15:01PM

**802 Parks and Wildlife Department**

<b>OBJECT OF EXPENSE</b>	<b>Exp 2017</b>	<b>Est 2018</b>	<b>Bud 2019</b>	<b>BL 2020</b>	<b>BL 2021</b>
1001 SALARIES AND WAGES	\$158,759,440	\$166,697,429	\$165,826,566	\$172,099,083	\$172,099,082
1002 OTHER PERSONNEL COSTS	\$10,247,570	\$5,473,136	\$5,038,062	\$5,576,049	\$5,576,049
2001 PROFESSIONAL FEES AND SERVICES	\$20,224,908	\$9,342,127	\$6,257,332	\$6,346,551	\$6,346,551
2002 FUELS AND LUBRICANTS	\$4,355,622	\$6,369,126	\$6,673,765	\$6,883,164	\$6,883,164
2003 CONSUMABLE SUPPLIES	\$2,491,973	\$2,365,857	\$2,780,079	\$2,862,399	\$2,862,399
2004 UTILITIES	\$9,657,730	\$10,743,836	\$10,126,569	\$10,251,658	\$10,251,658
2005 TRAVEL	\$3,300,642	\$3,868,604	\$3,626,554	\$3,762,666	\$3,762,666
2006 RENT - BUILDING	\$2,112,288	\$2,413,903	\$2,558,202	\$2,943,851	\$2,943,851
2007 RENT - MACHINE AND OTHER	\$2,432,603	\$2,237,463	\$1,743,252	\$1,994,968	\$1,994,968
2008 DEBT SERVICE	\$3,069,355	\$3,008,230	\$2,056,488	\$710,911	\$0
2009 OTHER OPERATING EXPENSE	\$76,071,721	\$126,734,322	\$75,393,417	\$78,982,649	\$78,674,745
3002 FOOD FOR PERSONS - WARDS OF STATE	\$7,663	\$4,750	\$7,750	\$7,750	\$7,750
4000 GRANTS	\$39,893,755	\$79,712,968	\$22,716,726	\$22,252,873	\$20,398,663
5000 CAPITAL EXPENDITURES	\$94,879,294	\$72,599,837	\$56,891,369	\$61,910,303	\$34,772,552
<b>OOE Total (Excluding Riders)</b>	<b>\$427,504,564</b>	<b>\$491,571,588</b>	<b>\$361,696,131</b>	<b>\$376,584,875</b>	<b>\$346,574,098</b>
<b>OOE Total (Riders)</b>				<b>\$0</b>	<b>\$0</b>
<b>Grand Total</b>	<b>\$427,504,564</b>	<b>\$491,571,588</b>	<b>\$361,696,131</b>	<b>\$376,584,875</b>	<b>\$346,574,098</b>

This page is intentionally blank.

**2.D. Summary of Base Request Objective Outcomes**  
 86th Regular Session, Agency Submission, Version 1  
 Automated Budget and Evaluation system of Texas (ABEST)

8/27/2018 1:15:01PM

**802 Parks and Wildlife Department**

Goal/ Objective / Outcome	Exp 2017	Est 2018	Bud 2019	BL 2020	BL 2021
1 Conserve Fish, Wildlife, and Natural Resources					
1 Conserve Wildlife and Ensure Quality Hunting					
<b>KEY 1 % of Land Managed through TPWD Approved Management Agreements</b>	0.00%	20.11%	20.48%	20.85%	21.22%
2 Conserve Aquatic Ecosystems and Fisheries					
<b>1 Annual Percent Change in Recreational Saltwater Fishing Effort</b>	5.06%	-0.96%	2.81%	2.81%	2.81%
<b>KEY 2 % Fish and Wildlife Kills or Pollution Cases Resolved Successfully</b>	77.97%	70.08%	75.00%	75.00%	75.00%
<b>3 Percent of Texas' Streams with Instream Flow Needs Determined</b>	68.30%	68.30%	75.00%	75.00%	80.00%
2 Access to State and Local Parks					
1 Ensure Sites Are Open and Safe					
<b>KEY 1 Percent of Funded State Park Minor Repair Projects Completed</b>	21.07%	56.78%	75.00%	50.00%	75.00%
<b>2 Rate of Reported Accidents per 100,000 Park Visits</b>	7.50	6.84	6.84	6.84	6.84
2 Provide funding and support for local parks					
<b>1 Local Grant Dollars Awarded as % of Local Grant Dollars Requested</b>	62.73%	53.77%	52.00%	46.19%	46.19%
3 Increase Awareness, Participation, Revenue, and Compliance					
1 Ensure Public Compliance with Agency Rules and Regulations					
<b>KEY 1 Percent of Public Compliance with Agency Rules and Regulations</b>	97.51%	97.00%	97.00%	97.00%	97.00%
<b>2 Boating Fatality Rate</b>	8.10	4.00	5.43	5.43	5.43
2 Increase Awareness					
<b>1 Hunting Accident Rate</b>	1.90	1.70	1.70	1.70	1.70

**2.D. Summary of Base Request Objective Outcomes**  
 86th Regular Session, Agency Submission, Version 1  
 Automated Budget and Evaluation system of Texas (ABEST)

8/27/2018 1:15:01PM

---

**802 Parks and Wildlife Department**

---

<i>Goal/ Objective / Outcome</i>	<b>Exp 2017</b>	<b>Est 2018</b>	<b>Bud 2019</b>	<b>BL 2020</b>	<b>BL 2021</b>
4 Manage Capital Programs					
1 Ensures Projects are Completed on Time					
<b>KEY</b> 1 Percent of Major Repair/Construction Projects Completed	42.86%	72.50%	82.28%	70.00%	70.00%

**2.E. Summary of Exceptional Items Request**  
86th Regular Session, Agency Submission, Version 1  
Automated Budget and Evaluation System of Texas (ABEST)

DATE: 8/27/2018  
TIME : 1:15:01PM

Agency code: 802

Agency name: Parks and Wildlife Department

Priority	Item	2020			2021			Biennium	
		GR and GR/GR Dedicated	All Funds	FTEs	GR and GR Dedicated	All Funds	FTEs	GR and GR Dedicated	All Funds
1	Address Increased State Park Costs	\$7,836,391	\$7,836,391	46.0	\$7,530,456	\$7,530,456	52.4	\$15,366,847	\$15,366,847
2	Develop Palo Pinto Mtns State Park	\$12,500,000	\$12,500,000	0.0	\$0	\$0	0.0	\$12,500,000	\$12,500,000
3	Fund Construction & Repair Needs	\$24,674,679	\$24,674,679	0.0	\$15,905,804	\$15,905,804	0.0	\$40,580,483	\$40,580,483
4	LE Training, Equipment & Aircraft	\$14,500,000	\$14,500,000	0.0	\$1,500,000	\$1,500,000	0.0	\$16,000,000	\$16,000,000
5	Implement CAPPs Financials	\$1,505,115	\$1,505,115	12.5	\$707,249	\$707,249	13.0	\$2,212,364	\$2,212,364
6	Hurricane Harvey Damages	\$9,000,000	\$9,000,000	0.0	\$0	\$0	0.0	\$9,000,000	\$9,000,000
7	Provide Local Park Grant Funding	\$2,500,000	\$2,500,000	0.0	\$2,500,000	\$2,500,000	0.0	\$5,000,000	\$5,000,000
8	Dry-Berth Battleship Texas	\$100,000,000	\$100,000,000	0.0	\$0	\$0	0.0	\$100,000,000	\$100,000,000
<b>Total, Exceptional Items Request</b>		<b>\$172,516,185</b>	<b>\$172,516,185</b>	<b>58.5</b>	<b>\$28,143,509</b>	<b>\$28,143,509</b>	<b>65.4</b>	<b>\$200,659,694</b>	<b>\$200,659,694</b>

**Method of Financing**

General Revenue	\$147,766,185	\$147,766,185	\$25,393,509	\$25,393,509	\$173,159,694	\$173,159,694
General Revenue - Dedicated	24,750,000	24,750,000	2,750,000	2,750,000	27,500,000	27,500,000
Federal Funds						
Other Funds						
	<b>\$172,516,185</b>	<b>\$172,516,185</b>	<b>\$28,143,509</b>	<b>\$28,143,509</b>	<b>\$200,659,694</b>	<b>\$200,659,694</b>

**Full Time Equivalent Positions**

**58.5**

**65.4**

**Number of 100% Federally Funded FTEs**

This page is intentionally blank.



**2.F. Summary of Total Request by Strategy**  
 86th Regular Session, Agency Submission, Version 1  
 Automated Budget and Evaluation System of Texas (ABEST)

DATE : 8/27/2018  
 TIME : 1:15:01PM

Agency code: 802 Agency name: Parks and Wildlife Department

<i>Goal/Objective/STRATEGY</i>	<b>Base 2020</b>	<b>Base 2021</b>	<b>Exceptional 2020</b>	<b>Exceptional 2021</b>	<b>Total Request 2020</b>	<b>Total Request 2021</b>
<b>1</b> Conserve Fish, Wildlife, and Natural Resources						
<b>1</b> <i>Conserve Wildlife and Ensure Quality Hunting</i>						
<b>1</b> WILDLIFE CONSERVATION	\$35,486,394	\$35,338,093	\$0	\$0	\$35,486,394	\$35,338,093
<b>2</b> TECHNICAL GUIDANCE	8,574,739	8,574,739	0	0	8,574,739	8,574,739
<b>3</b> HUNTING AND WILDLIFE RECREATION	2,331,533	2,331,533	0	0	2,331,533	2,331,533
<b>2</b> <i>Conserve Aquatic Ecosystems and Fisheries</i>						
<b>1</b> INLAND FISHERIES MANAGEMENT	15,875,668	15,812,568	0	0	15,875,668	15,812,568
<b>2</b> INLAND HATCHERIES OPERATIONS	7,090,202	7,090,202	0	0	7,090,202	7,090,202
<b>3</b> COASTAL FISHERIES MANAGEMENT	14,327,840	14,289,140	0	0	14,327,840	14,289,140
<b>4</b> COASTAL HATCHERIES OPERATIONS	3,603,688	3,603,688	0	0	3,603,688	3,603,688
<b>TOTAL, GOAL 1</b>	<b>\$87,290,064</b>	<b>\$87,039,963</b>	<b>\$0</b>	<b>\$0</b>	<b>\$87,290,064</b>	<b>\$87,039,963</b>
<b>2</b> Access to State and Local Parks						
<b>1</b> <i>Ensure Sites Are Open and Safe</i>						
<b>1</b> STATE PARK OPERATIONS	81,353,603	81,202,501	7,023,024	6,757,861	88,376,627	87,960,362
<b>2</b> PARKS MINOR REPAIR PROGRAM	4,983,213	4,983,213	400,000	400,000	5,383,213	5,383,213
<b>3</b> PARKS SUPPORT	5,724,167	5,724,167	364,465	367,695	6,088,632	6,091,862
<b>2</b> <i>Provide funding and support for local parks</i>						
<b>1</b> LOCAL PARK GRANTS	12,243,911	12,243,911	2,219,351	2,219,351	14,463,262	14,463,262
<b>2</b> BOATING ACCESS AND OTHER GRANTS	8,531,559	8,531,559	280,649	280,649	8,812,208	8,812,208
<b>TOTAL, GOAL 2</b>	<b>\$112,836,453</b>	<b>\$112,685,351</b>	<b>\$10,287,489</b>	<b>\$10,025,556</b>	<b>\$123,123,942</b>	<b>\$122,710,907</b>

**2.F. Summary of Total Request by Strategy**  
 86th Regular Session, Agency Submission, Version 1  
 Automated Budget and Evaluation System of Texas (ABEST)

DATE : 8/27/2018  
 TIME : 1:15:01PM

Agency code: 802 Agency name: Parks and Wildlife Department

<b>Goal/Objective/STRATEGY</b>	<b>Base 2020</b>	<b>Base 2021</b>	<b>Exceptional 2020</b>	<b>Exceptional 2021</b>	<b>Total Request 2020</b>	<b>Total Request 2021</b>
<b>3 Increase Awareness, Participation, Revenue, and Compliance</b>						
<i>1 Ensure Public Compliance with Agency Rules and Regulations</i>						
1 ENFORCEMENT PROGRAMS	\$61,822,292	\$61,822,291	\$14,500,000	\$1,500,000	\$76,322,292	\$63,322,291
2 TEXAS GAME WARDEN TRAINING CENTER	2,730,481	2,730,481	0	0	2,730,481	2,730,481
3 LAW ENFORCEMENT SUPPORT	2,782,462	2,782,462	0	0	2,782,462	2,782,462
<i>2 Increase Awareness</i>						
1 OUTREACH AND EDUCATION	3,879,658	3,879,658	0	0	3,879,658	3,879,658
2 PROVIDE COMMUNICATION PRODUCTS	5,541,827	5,541,827	0	0	5,541,827	5,541,827
<i>3 Implement Licensing and Registration Provisions</i>						
1 LICENSE ISSUANCE	8,143,409	8,143,409	0	0	8,143,409	8,143,409
2 BOAT REGISTRATION AND TITLING	1,670,280	1,670,280	0	0	1,670,280	1,670,280
<b>TOTAL, GOAL 3</b>	<b>\$86,570,409</b>	<b>\$86,570,408</b>	<b>\$14,500,000</b>	<b>\$1,500,000</b>	<b>\$101,070,409</b>	<b>\$88,070,408</b>
<b>4 Manage Capital Programs</b>						
<i>1 Ensures Projects are Completed on Time</i>						
1 IMPROVEMENTS AND MAJOR REPAIRS	50,562,922	23,425,171	146,174,679	15,905,804	196,737,601	39,330,975
2 LAND ACQUISITION	4,083,476	2,322,566	0	0	4,083,476	2,322,566
3 INFRASTRUCTURE ADMINISTRATION	6,808,555	6,808,555	0	0	6,808,555	6,808,555
4 DEBT SERVICE	710,911	0	0	0	710,911	0
<b>TOTAL, GOAL 4</b>	<b>\$62,165,864</b>	<b>\$32,556,292</b>	<b>\$146,174,679</b>	<b>\$15,905,804</b>	<b>\$208,340,543</b>	<b>\$48,462,096</b>

**2.F. Summary of Total Request by Strategy**  
 86th Regular Session, Agency Submission, Version 1  
 Automated Budget and Evaluation System of Texas (ABEST)

DATE : 8/27/2018  
 TIME : 1:15:01PM

Agency code: 802		Agency name: Parks and Wildlife Department				
<i>Goal/Objective/STRATEGY</i>	Base 2020	Base 2021	Exceptional 2020	Exceptional 2021	Total Request 2020	Total Request 2021
<b>5</b> Indirect Administration						
<b>1</b> <i>Indirect Administration</i>						
<b>1</b> CENTRAL ADMINISTRATION	\$9,930,098	\$9,930,097	\$735,267	\$382,030	\$10,665,365	\$10,312,127
<b>2</b> INFORMATION RESOURCES	13,448,093	13,448,093	818,750	330,119	14,266,843	13,778,212
<b>3</b> OTHER SUPPORT SERVICES	4,343,894	4,343,894	0	0	4,343,894	4,343,894
<b>TOTAL, GOAL 5</b>	<b>\$27,722,085</b>	<b>\$27,722,084</b>	<b>\$1,554,017</b>	<b>\$712,149</b>	<b>\$29,276,102</b>	<b>\$28,434,233</b>
<b>TOTAL, AGENCY STRATEGY REQUEST</b>	<b>\$376,584,875</b>	<b>\$346,574,098</b>	<b>\$172,516,185</b>	<b>\$28,143,509</b>	<b>\$549,101,060</b>	<b>\$374,717,607</b>
<b>TOTAL, AGENCY RIDER APPROPRIATIONS REQUEST</b>	<b>\$0</b>	<b>\$0</b>	<b>\$0</b>	<b>\$0</b>	<b>\$0</b>	<b>\$0</b>
<b>GRAND TOTAL, AGENCY REQUEST</b>	<b>\$376,584,875</b>	<b>\$346,574,098</b>	<b>\$172,516,185</b>	<b>\$28,143,509</b>	<b>\$549,101,060</b>	<b>\$374,717,607</b>

**2.F. Summary of Total Request by Strategy**  
 86th Regular Session, Agency Submission, Version 1  
 Automated Budget and Evaluation System of Texas (ABEST)

DATE : 8/27/2018  
 TIME : 1:15:01PM

Agency code: 802 Agency name: Parks and Wildlife Department

<i>Goal/Objective/STRATEGY</i>	<b>Base 2020</b>	<b>Base 2021</b>	<b>Exceptional 2020</b>	<b>Exceptional 2021</b>	<b>Total Request 2020</b>	<b>Total Request 2021</b>
<b>General Revenue Funds:</b>						
1 General Revenue Fund	\$15,077,301	\$12,535,740	\$122,505,115	\$707,249	\$137,582,416	\$13,242,989
400 Sporting Good Tax-State	67,645,380	67,645,379	7,711,391	7,280,456	75,356,771	74,925,835
401 Sporting Good Tax-Local	7,872,494	7,872,494	2,500,000	2,500,000	10,372,494	10,372,494
402 Sporting Good Tax Transfer to 5150	3,673,631	3,673,631	0	0	3,673,631	3,673,631
403 Capital Account	23,425,172	23,425,171	7,326,296	7,182,421	30,751,468	30,607,592
8016 URMFT	11,954,118	11,954,117	7,723,383	7,723,383	19,677,501	19,677,500
	<b>\$129,648,096</b>	<b>\$127,106,532</b>	<b>\$147,766,185</b>	<b>\$25,393,509</b>	<b>\$277,414,281</b>	<b>\$152,500,041</b>
<b>General Revenue Dedicated Funds:</b>						
9 Game,Fish,Water Safety Ac	112,995,539	104,795,539	7,700,000	0	120,695,539	104,795,539
64 State Parks Acct	44,571,077	44,571,076	17,050,000	2,750,000	61,621,077	47,321,076
506 Non-game End Species Acct	43,007	43,006	0	0	43,007	43,006
544 Lifetime Lic Endow Acct	125,226	125,226	0	0	125,226	125,226
5150 Lrg County & Municipal Rec & Parks	0	0	0	0	0	0
5166 Deferred Maintenance	0	0	0	0	0	0
	<b>\$157,734,849</b>	<b>\$149,534,847</b>	<b>\$24,750,000</b>	<b>\$2,750,000</b>	<b>\$182,484,849</b>	<b>\$152,284,847</b>
<b>Federal Funds:</b>						
555 Federal Funds	66,599,909	64,488,438	0	0	66,599,909	64,488,438
	<b>\$66,599,909</b>	<b>\$64,488,438</b>	<b>\$0</b>	<b>\$0</b>	<b>\$66,599,909</b>	<b>\$64,488,438</b>
<b>Other Funds:</b>						
666 Appropriated Receipts	15,711,643	4,539,681	0	0	15,711,643	4,539,681
777 Interagency Contracts	225,000	225,000	0	0	225,000	225,000

**2.F. Summary of Total Request by Strategy**  
 86th Regular Session, Agency Submission, Version 1  
 Automated Budget and Evaluation System of Texas (ABEST)

DATE : 8/27/2018  
 TIME : 1:15:01PM

Agency code: 802		Agency name: Parks and Wildlife Department				
<i>Goal/Objective/STRATEGY</i>	Base 2020	Base 2021	Exceptional 2020	Exceptional 2021	Total Request 2020	Total Request 2021
<b>Other Funds:</b>						
780 Bond Proceed-Gen Obligat	\$5,584,578	\$0	\$0	\$0	\$5,584,578	\$0
802 Lic Plate Trust Fund No. 0802, est	1,080,800	679,600	0	0	1,080,800	679,600
	<b>\$22,602,021</b>	<b>\$5,444,281</b>	<b>\$0</b>	<b>\$0</b>	<b>\$22,602,021</b>	<b>\$5,444,281</b>
<b>TOTAL, METHOD OF FINANCING</b>	<b>\$376,584,875</b>	<b>\$346,574,098</b>	<b>\$172,516,185</b>	<b>\$28,143,509</b>	<b>\$549,101,060</b>	<b>\$374,717,607</b>
<b>FULL TIME EQUIVALENT POSITIONS</b>	<b>3,147.7</b>	<b>3,147.7</b>	<b>58.5</b>	<b>65.4</b>	<b>3,206.2</b>	<b>3,213.1</b>

This page is intentionally blank.

**2.G. Summary of Total Request Objective Outcomes**  
 86th Regular Session, Agency Submission, Version 1  
 Automated Budget and Evaluation system of Texas (ABEST)

Date : 8/27/2018  
 Time: 1:15:02PM

Agency code: **802** Agency name: **Parks and Wildlife Department**

Goal/ Objective / Outcome

		BL 2020	BL 2021	Excp 2020	Excp 2021	Total Request 2020	Total Request 2021
1	Conserve Fish, Wildlife, and Natural Resources						
1	Conserve Wildlife and Ensure Quality Hunting						
<b>KEY</b>	<b>1 % of Land Managed through TPWD Approved Management Agreements</b>	20.85%	21.22%			20.85%	21.22%
2	Conserve Aquatic Ecosystems and Fisheries						
	<b>1 Annual Percent Change in Recreational Saltwater Fishing Effort</b>	2.81%	2.81%			2.81%	2.81%
<b>KEY</b>	<b>2 % Fish and Wildlife Kills or Pollution Cases Resolved Successfully</b>	75.00%	75.00%			75.00%	75.00%
	<b>3 Percent of Texas' Streams with Instream Flow Needs Determined</b>	75.00%	80.00%			75.00%	80.00%
2	Access to State and Local Parks						
1	Ensure Sites Are Open and Safe						
<b>KEY</b>	<b>1 Percent of Funded State Park Minor Repair Projects Completed</b>	50.00%	75.00%			50.00%	75.00%
	<b>2 Rate of Reported Accidents per 100,000 Park Visits</b>	6.84	6.84			6.84	6.84
2	Provide funding and support for local parks						
	<b>1 Local Grant Dollars Awarded as % of Local Grant Dollars Requested</b>	46.19%	46.19%	51.00%	51.00%	51.00%	51.00%
3	Increase Awareness, Participation, Revenue, and Compliance						

**2.G. Summary of Total Request Objective Outcomes**  
 86th Regular Session, Agency Submission, Version 1  
 Automated Budget and Evaluation system of Texas (ABEST)

Date : 8/27/2018  
 Time: 1:15:02PM

Agency code: **802** Agency name: **Parks and Wildlife Department**

Goal/ Objective / Outcome

	<b>BL 2020</b>	<b>BL 2021</b>	<b>Excp 2020</b>	<b>Excp 2021</b>	<b>Total Request 2020</b>	<b>Total Request 2021</b>
1 <i>Ensure Public Compliance with Agency Rules and Regulations</i>						
<b>KEY 1 Percent of Public Compliance with Agency Rules and Regulations</b>						
	97.00%	97.00%			97.00%	97.00%
<b>2 Boating Fatality Rate</b>						
	5.43	5.43			5.43	5.43
2 <i>Increase Awareness</i>						
<b>1 Hunting Accident Rate</b>						
	1.70	1.70			1.70	1.70
4 <i>Manage Capital Programs</i>						
1 <i>Ensures Projects are Completed on Time</i>						
<b>KEY 1 Percent of Major Repair/Construction Projects Completed</b>						
	70.00%	70.00%			70.00%	70.00%



**TAB PLACEHOLDER**

**Strategy Request**



**3.A. Strategy Request**  
 86th Regular Session, Agency Submission, Version 1  
 Automated Budget and Evaluation System of Texas (ABEST)

8/27/2018 1:15:02PM

**802 Parks and Wildlife Department**

GOAL: 1 Conserve Fish, Wildlife, and Natural Resources  
 OBJECTIVE: 1 Conserve Wildlife and Ensure Quality Hunting  
 STRATEGY: 1 Wildlife Conservation, Habitat Management, and Research

Service Categories:

Service: 37      Income: A.2      Age: B.3

CODE	DESCRIPTION	Exp 2017	Est 2018	Bud 2019	BL 2020	BL 2021
<b>Output Measures:</b>						
1	# Wildlife-Related Environmental Documents Reviewed	890.00	1,078.00	1,078.00	1,078.00	1,078.00
KEY 2	Number of Wildlife Population Surveys Conducted	5,449.00	1,409.00	1,409.00	1,409.00	1,409.00
3	# Responses to Requests: Tech Guidance, Recommendations, Information	2,427.00	2,189.00	2,200.00	2,200.00	2,200.00
<b>Explanatory/Input Measures:</b>						
1	Number of Wildlife Management Areas Open to the Public	48.00	48.00	49.00	49.00	49.00
<b>Objects of Expense:</b>						
1001	SALARIES AND WAGES	\$13,176,118	\$13,590,562	\$13,057,107	\$13,588,552	\$13,588,552
1002	OTHER PERSONNEL COSTS	\$905,563	\$334,835	\$94,092	\$294,520	\$294,520
2001	PROFESSIONAL FEES AND SERVICES	\$593,657	\$518,165	\$91,678	\$173,069	\$173,069
2002	FUELS AND LUBRICANTS	\$348,277	\$512,396	\$129,779	\$83,076	\$83,076
2003	CONSUMABLE SUPPLIES	\$205,259	\$177,584	\$50,965	\$69,576	\$69,576
2004	UTILITIES	\$467,075	\$480,770	\$133,919	\$125,728	\$125,728
2005	TRAVEL	\$338,159	\$344,811	\$194,467	\$95,576	\$95,576
2006	RENT - BUILDING	\$128,518	\$177,583	\$55,027	\$27,576	\$27,576
2007	RENT - MACHINE AND OTHER	\$409,865	\$344,478	\$209,234	\$172,701	\$172,701
2009	OTHER OPERATING EXPENSE	\$4,583,976	\$36,270,766	\$21,927,759	\$16,208,759	\$16,081,958

**3.A. Strategy Request**  
 86th Regular Session, Agency Submission, Version 1  
 Automated Budget and Evaluation System of Texas (ABEST)

8/27/2018 1:15:02PM

**802 Parks and Wildlife Department**

GOAL: 1 Conserve Fish, Wildlife, and Natural Resources

OBJECTIVE: 1 Conserve Wildlife and Ensure Quality Hunting

STRATEGY: 1 Wildlife Conservation, Habitat Management, and Research

Service Categories:

Service: 37

Income: A.2

Age: B.3

CODE	DESCRIPTION	Exp 2017	Est 2018	Bud 2019	BL 2020	BL 2021
3002	FOOD FOR PERSONS - WARDS OF STATE	\$126	\$0	\$0	\$0	\$0
4000	GRANTS	\$7,562,892	\$17,006,539	\$3,840,000	\$3,988,100	\$3,966,600
5000	CAPITAL EXPENDITURES	\$2,062,627	\$2,400,990	\$659,161	\$659,161	\$659,161
<b>TOTAL, OBJECT OF EXPENSE</b>		<b>\$30,782,112</b>	<b>\$72,159,479</b>	<b>\$40,443,188</b>	<b>\$35,486,394</b>	<b>\$35,338,093</b>
<b>Method of Financing:</b>						
9	Game,Fish,Water Safety Ac	\$11,835,838	\$10,426,611	\$10,550,120	\$11,320,246	\$11,320,246
506	Non-game End Species Acct	\$42,280	\$42,819	\$42,820	\$42,820	\$42,819
<b>SUBTOTAL, MOF (GENERAL REVENUE FUNDS - DEDICATED)</b>		<b>\$11,878,118</b>	<b>\$10,469,430</b>	<b>\$10,592,940</b>	<b>\$11,363,066</b>	<b>\$11,363,065</b>
<b>Method of Financing:</b>						
555	Federal Funds					
12.106.000	Flood Control Projects	\$250,167	\$236,827	\$0	\$0	\$0
15.611.000	Wildlife Restoration	\$15,816,053	\$50,197,937	\$26,412,342	\$20,363,490	\$20,363,490
15.615.000	Cooperative Endangered Sp	\$469,447	\$5,199,710	\$2,216,793	\$2,216,793	\$2,216,793
15.623.000	North American Wetlands Conser. Fnd	\$7,025	\$0	\$0	\$0	\$0
15.628.000	Multi-State Conservation Grants	\$20,425	\$0	\$0	\$0	\$0
15.634.000	State Wildlife Grants	\$591,076	\$3,442,495	\$845,352	\$1,019,395	\$1,019,395
15.657.000	Endangered Species Conservation	\$33,088	\$30,000	\$0	\$0	\$0

**3.A. Strategy Request**  
 86th Regular Session, Agency Submission, Version 1  
 Automated Budget and Evaluation System of Texas (ABEST)

8/27/2018 1:15:02PM

**802 Parks and Wildlife Department**

GOAL: 1 Conserve Fish, Wildlife, and Natural Resources

OBJECTIVE: 1 Conserve Wildlife and Ensure Quality Hunting

STRATEGY: 1 Wildlife Conservation, Habitat Management, and Research

Service Categories:

Service: 37

Income: A.2

Age: B.3

CODE	DESCRIPTION	Exp 2017	Est 2018	Bud 2019	BL 2020	BL 2021
CFDA Subtotal, Fund	555	\$17,187,281	\$59,106,969	\$29,474,487	\$23,599,678	\$23,599,678
<b>SUBTOTAL, MOF (FEDERAL FUNDS)</b>		<b>\$17,187,281</b>	<b>\$59,106,969</b>	<b>\$29,474,487</b>	<b>\$23,599,678</b>	<b>\$23,599,678</b>
<b>Method of Financing:</b>						
666	Appropriated Receipts	\$1,122,680	\$1,456,390	\$29,000	\$32,900	\$32,900
777	Interagency Contracts	\$217,519	\$400,035	\$0	\$0	\$0
802	Lic Plate Trust Fund No. 0802, est	\$376,514	\$726,655	\$346,761	\$490,750	\$342,450
<b>SUBTOTAL, MOF (OTHER FUNDS)</b>		<b>\$1,716,713</b>	<b>\$2,583,080</b>	<b>\$375,761</b>	<b>\$523,650</b>	<b>\$375,350</b>
<b>TOTAL, METHOD OF FINANCE (INCLUDING RIDERS)</b>					<b>\$35,486,394</b>	<b>\$35,338,093</b>
<b>TOTAL, METHOD OF FINANCE (EXCLUDING RIDERS)</b>		<b>\$30,782,112</b>	<b>\$72,159,479</b>	<b>\$40,443,188</b>	<b>\$35,486,394</b>	<b>\$35,338,093</b>
<b>FULL TIME EQUIVALENT POSITIONS:</b>		<b>232.1</b>	<b>240.9</b>	<b>240.9</b>	<b>216.5</b>	<b>216.5</b>

STRATEGY DESCRIPTION AND JUSTIFICATION:

**3.A. Strategy Request**  
 86th Regular Session, Agency Submission, Version 1  
 Automated Budget and Evaluation System of Texas (ABEST)

8/27/2018 1:15:02PM

**802 Parks and Wildlife Department**

GOAL: 1 Conserve Fish, Wildlife, and Natural Resources  
 OBJECTIVE: 1 Conserve Wildlife and Ensure Quality Hunting Service Categories:  
 STRATEGY: 1 Wildlife Conservation, Habitat Management, and Research Service: 37 Income: A.2 Age: B.3

CODE	DESCRIPTION	Exp 2017	Est 2018	Bud 2019	BL 2020	BL 2021
------	-------------	----------	----------	----------	---------	---------

TPWD is the state agency primarily responsible for protecting and managing the state’s fish and wildlife resources. This strategy request includes funds needed to manage and conserve the state’s wildlife resources and habitats. Major programs funded through this strategy include the Big Game, Small Game, and Wildlife Diversity programs. These programs provide recommendations for the regulation and management of big game species (including white-tailed deer, mule deer, pronghorn, and desert bighorn sheep), small game species (including upland and migratory game birds) and non-game, endangered, threatened and rare species. Other activities conducted in support of wildlife conservation and management include management and operation of TPWD’s 50 wildlife management areas encompassing over 748,000 acres, conducting population and harvest surveys, collaborating with universities to conduct wildlife research, issuing permits to take and hold captive wildlife, developing and managing wetlands and other habitats, and assessing the impact of development projects on wildlife and associated habitat. This strategy is authorized under provisions of the Parks and Wildlife Code, including but not limited to §11.0181, 12.001, 12.013, Chapter 43, 44, 45, 49, 61, 62, 64, 65, 67, 68, 71, 81 and 83.

**EXTERNAL/INTERNAL FACTORS IMPACTING STRATEGY:**

Population growth, changing land uses, periodic drought, invasive species, wildlife diseases and habitat fragmentation are placing increased pressure on the state’s natural resources and diminish wildlife habitat and diversity. Rare and endangered species continue to be an important area of focus for the Texas Comptroller’s Office and the U.S. Fish and Wildlife Service, resulting in increased demand for information and conservation despite potential reductions in associated federal funds. TPWD continues to implement a Chronic Wasting Disease management plan and update regulations to monitor and prevent the spread of the disease. Continued funding is essential for wildlife conservation and management efforts to maintain and improve wildlife populations and habitats given these pressures.

Funding is derived largely from hunting license and stamp revenues deposited into the Game, Fish and Water Safety Account (009). Migratory and upland game bird stamp revenues are statutorily restricted for research, management, protection and other activities to address the needs of migratory and upland game birds in Texas. The major source of federal grants is provided by the Wildlife Restoration Act of 1937. A state match is required for receipt of these and other federal funding sources. Federal statutes prohibit the diversion of state and federal wildlife funds for other uses.

**3.A. Strategy Request**  
 86th Regular Session, Agency Submission, Version 1  
 Automated Budget and Evaluation System of Texas (ABEST)

8/27/2018 1:15:02PM

**802 Parks and Wildlife Department**

GOAL: 1 Conserve Fish, Wildlife, and Natural Resources

OBJECTIVE: 1 Conserve Wildlife and Ensure Quality Hunting

STRATEGY: 1 Wildlife Conservation, Habitat Management, and Research

Service Categories:

Service: 37      Income: A.2      Age: B.3

CODE	DESCRIPTION	Exp 2017	Est 2018	Bud 2019	BL 2020	BL 2021
------	-------------	----------	----------	----------	---------	---------

**EXPLANATION OF BIENNIAL CHANGE (includes Rider amounts):**

<u>STRATEGY BIENNIAL TOTAL - ALL FUNDS</u>		<u>BIENNIAL CHANGE</u>	<u>EXPLANATION OF BIENNIAL CHANGE</u>	
<u>Base Spending (Est 2018 + Bud 2019)</u>	<u>Baseline Request (BL 2020 + BL 2021)</u>		<u>\$ Amount</u>	<u>Explanation(s) of Amount (must specify MOFs and FTEs)</u>
\$112,602,667	\$70,824,487	\$(41,778,180)	\$1,663,761	0009-Game, Fish, Water Safety Ac-2020-21 reallocation to address critical base funding needs.
			\$(41,382,100)	0555-Federal Funds-2020-21 reflects only base apportionments (CFDA's 15.605, 15.611, 15.615, 15.626, 15.634, 15.916, 20.219, 97.012 and 97.056).
			\$(1,419,590)	0666-Appropriated Receipts-2020-21 reflects only known receipts.
			\$(400,035)	0777-Interagency Contracts-2020-21 reflects only known IAC's.
			\$(240,216)	0802-Lic Plate Trust Fund No.0802, est-2020-21 reflects net of revised revenue estimates.
			<b>\$(41,778,180)</b>	<b>Total of Explanation of Biennial Change</b>

**3.A. Strategy Request**  
 86th Regular Session, Agency Submission, Version 1  
 Automated Budget and Evaluation System of Texas (ABEST)

8/27/2018 1:15:02PM

**802 Parks and Wildlife Department**

GOAL: 1 Conserve Fish, Wildlife, and Natural Resources

OBJECTIVE: 1 Conserve Wildlife and Ensure Quality Hunting

Service Categories:

STRATEGY: 2 Technical Guidance to Private Landowners and the General Public

Service: 37

Income: A.2

Age: B.3

CODE	DESCRIPTION	Exp 2017	Est 2018	Bud 2019	BL 2020	BL 2021
<b>Output Measures:</b>						
KEY 1	# of Active TPWD Approved Wildlife Mgmt Plans with Private Landowners	8,742.00	7,158.00	7,301.00	7,447.00	7,596.00
2	# Wildlife Mgmt & Enhancmt Presentations/Consultations-General Public	775.00	800.00	800.00	800.00	800.00
3	Number of Acres Under Active TPWD-Approved WMP with Private Landowners	32,328,036.00	31,353,251.00	31,923,251.00	32,493,251.00	33,063,251.00
4	# of Wildlife Resource Mngmnt Services Provided for Private Landowners	3,892.00	3,250.00	3,800.00	3,800.00	3,800.00
KEY 5	# of Active TPWD Approved MGMT Agreements with Private Landowners	0.00	7,963.00	8,122.00	8,285.00	8,450.00
KEY 6	# of Sites in Managed Lands Deer Program (MLDP) Harvest Option	0.00	805.00	821.00	838.00	854.00
7	Number of Acres in Managed Lands Deer Program (MLDP) Harvest Option	0.00	2,272,239.00	2,317,359.00	2,362,479.00	2,407,599.00
<b>Objects of Expense:</b>						
1001	SALARIES AND WAGES	\$2,072,044	\$4,151,850	\$4,187,007	\$4,121,007	\$4,121,007
1002	OTHER PERSONNEL COSTS	\$68,858	\$107,601	\$21,250	\$100,000	\$100,000
2001	PROFESSIONAL FEES AND SERVICES	\$7,515	\$44,848	\$0	\$500	\$500
2002	FUELS AND LUBRICANTS	\$180,497	\$74,167	\$43,480	\$35,000	\$35,000



**3.A. Strategy Request**  
 86th Regular Session, Agency Submission, Version 1  
 Automated Budget and Evaluation System of Texas (ABEST)

8/27/2018 1:15:02PM

**802 Parks and Wildlife Department**

GOAL: 1 Conserve Fish, Wildlife, and Natural Resources

OBJECTIVE: 1 Conserve Wildlife and Ensure Quality Hunting

STRATEGY: 2 Technical Guidance to Private Landowners and the General Public

Service Categories:

Service: 37

Income: A.2

Age: B.3

CODE	DESCRIPTION	Exp 2017	Est 2018	Bud 2019	BL 2020	BL 2021
2003	CONSUMABLE SUPPLIES	\$18,943	\$25,876	\$2,094	\$2,500	\$2,500
2004	UTILITIES	\$47,601	\$70,650	\$10,469	\$10,000	\$10,000
2005	TRAVEL	\$46,001	\$44,848	\$7,335	\$7,000	\$7,000
2006	RENT - BUILDING	\$8,325	\$25,629	\$0	\$0	\$0
2007	RENT - MACHINE AND OTHER	\$6,956	\$38,446	\$0	\$0	\$0
2009	OTHER OPERATING EXPENSE	\$410,384	\$648,066	\$81,034	\$4,298,732	\$4,298,732
4000	GRANTS	\$251,077	\$367,545	\$0	\$0	\$0
<b>TOTAL, OBJECT OF EXPENSE</b>		<b>\$3,118,201</b>	<b>\$5,599,526</b>	<b>\$4,352,669</b>	<b>\$8,574,739</b>	<b>\$8,574,739</b>
<b>Method of Financing:</b>						
9	Game,Fish,Water Safety Ac	\$513,247	\$1,110,052	\$1,025,828	\$1,048,172	\$1,048,172
<b>SUBTOTAL, MOF (GENERAL REVENUE FUNDS - DEDICATED)</b>		<b>\$513,247</b>	<b>\$1,110,052</b>	<b>\$1,025,828</b>	<b>\$1,048,172</b>	<b>\$1,048,172</b>
<b>Method of Financing:</b>						
555	Federal Funds					
10.664.000	Cooperative Forestry Ass	\$25,544	\$14,734	\$0	\$0	\$0
15.611.000	Wildlife Restoration	\$2,341,218	\$3,954,775	\$3,326,841	\$7,526,567	\$7,526,567
15.631.000	Partners for Fish & Wildlife	\$238,192	\$519,965	\$0	\$0	\$0
CFDA Subtotal, Fund	555	\$2,604,954	\$4,489,474	\$3,326,841	\$7,526,567	\$7,526,567

**3.A. Strategy Request**  
 86th Regular Session, Agency Submission, Version 1  
 Automated Budget and Evaluation System of Texas (ABEST)

8/27/2018 1:15:02PM

---

**802 Parks and Wildlife Department**

GOAL: 1 Conserve Fish, Wildlife, and Natural Resources  
 OBJECTIVE: 1 Conserve Wildlife and Ensure Quality Hunting Service Categories:  
 STRATEGY: 2 Technical Guidance to Private Landowners and the General Public Service: 37 Income: A.2 Age: B.3

CODE	DESCRIPTION	Exp 2017	Est 2018	Bud 2019	BL 2020	BL 2021
<b>SUBTOTAL, MOF (FEDERAL FUNDS)</b>		<b>\$2,604,954</b>	<b>\$4,489,474</b>	<b>\$3,326,841</b>	<b>\$7,526,567</b>	<b>\$7,526,567</b>
<b>TOTAL, METHOD OF FINANCE (INCLUDING RIDERS)</b>					<b>\$8,574,739</b>	<b>\$8,574,739</b>
<b>TOTAL, METHOD OF FINANCE (EXCLUDING RIDERS)</b>		<b>\$3,118,201</b>	<b>\$5,599,526</b>	<b>\$4,352,669</b>	<b>\$8,574,739</b>	<b>\$8,574,739</b>
<b>FULL TIME EQUIVALENT POSITIONS:</b>		<b>36.2</b>	<b>41.0</b>	<b>41.0</b>	<b>64.0</b>	<b>64.0</b>

**STRATEGY DESCRIPTION AND JUSTIFICATION:**

TPWD administers a number of programs that provide technical guidance, assistance, and information to private landowners and the public. In a state that is 95 percent privately owned or managed, these programs are vital in helping TPWD achieve its overall wildlife and habitat conservation goals, as they enlist the support of private landowners and inform/educate the public about wildlife and habitat conservation.

The Private Lands and Public Hunting program provides free technical assistance to private landowners and land managers interested in implementing voluntary conservation, enhancement or development of wildlife habitat, and improvement of population management practices through a written wildlife management agreement. Cost-share assistance is primarily based on federal funds, in cooperation with USDA Farm Bill programs and the Landowner Incentive Program. Other examples of activities within this strategy include staff support to landowner organizations such as wildlife management and prescribed burn associations, and recognition for excellence in private land stewardship through the Lone Star Land Steward Awards program. This strategy is authorized under the Parks and Wildlife Code, including but not limited to §11.0181, 12.025 and Chapter 81.

**3.A. Strategy Request**  
 86th Regular Session, Agency Submission, Version 1  
 Automated Budget and Evaluation System of Texas (ABEST)

8/27/2018 1:15:02PM

**802 Parks and Wildlife Department**

GOAL: 1 Conserve Fish, Wildlife, and Natural Resources

OBJECTIVE: 1 Conserve Wildlife and Ensure Quality Hunting

Service Categories:

STRATEGY: 2 Technical Guidance to Private Landowners and the General Public

Service: 37

Income: A.2

Age: B.3

CODE	DESCRIPTION	Exp 2017	Est 2018	Bud 2019	BL 2020	BL 2021
------	-------------	----------	----------	----------	---------	---------

**EXTERNAL/INTERNAL FACTORS IMPACTING STRATEGY:**

The majority of Texas' natural and cultural resources are on private lands. TPWD's ability to manage and conserve wildlife and habitats, and to provide outdoor recreational opportunities, is tied directly to the strength of partnerships with private landowners. As such, it is imperative that TPWD continue to work closely with private landowners to initiate programs and practices that reduce fragmentation, improve habitats, and manage a diversity of wildlife populations.

Landowner interest and demand for the Managed Lands Deer Program (MLDP) program have rapidly increased over the last decade. As a result, the number of acres covered by the program have increased over 500% since 2002. Between this increased scope, increases in general technical assistance and preparing wildlife management plans, as well as demands related to Chronic Wasting Disease detection and containment, TPWD biologist workload has increased significantly. The number of biologists providing these services has remained constant since 2000. Due to the increase in participation in MLDP, a number of changes have been implemented in this program and TPWD is considering pursuing a fee for MLDP in the next legislative session.

Funding in this strategy is derived primarily from the Wildlife Restoration Act, a federal source of funding since 1937. A state match, provided from hunting license and stamp revenues, is required for receipt of these and other federal funding sources. Federal statutes prohibit the diversion of state and federal wildlife funds for other uses.

**3.A. Strategy Request**  
 86th Regular Session, Agency Submission, Version 1  
 Automated Budget and Evaluation System of Texas (ABEST)

8/27/2018 1:15:02PM

**802 Parks and Wildlife Department**

GOAL: 1 Conserve Fish, Wildlife, and Natural Resources  
 OBJECTIVE: 1 Conserve Wildlife and Ensure Quality Hunting Service Categories:  
 STRATEGY: 2 Technical Guidance to Private Landowners and the General Public Service: 37 Income: A.2 Age: B.3

CODE	DESCRIPTION	Exp 2017	Est 2018	Bud 2019	BL 2020	BL 2021
------	-------------	----------	----------	----------	---------	---------

**EXPLANATION OF BIENNIAL CHANGE (includes Rider amounts):**

<u>STRATEGY BIENNIAL TOTAL - ALL FUNDS</u>		<u>BIENNIAL CHANGE</u>	<u>EXPLANATION OF BIENNIAL CHANGE</u>	
<u>Base Spending (Est 2018 + Bud 2019)</u>	<u>Baseline Request (BL 2020 + BL 2021)</u>		<u>\$ Amount</u>	<u>Explanation(s) of Amount (must specify MOFs and FTEs)</u>
\$9,952,195	\$17,149,478	\$7,197,283	\$(39,536)	0009-Game, Fish, Water Safety Ac-2020-21 strategy adjustment.
			\$7,236,819	0555-Federal Funds-2020-21 reflects only base apportionments (CFDA's 15.605, 15.611, 15.615, 15.626, 15.634, 15.916, 20.219, 97.012 and 97.056).
			<b>\$7,197,283</b>	<b>Total of Explanation of Biennial Change</b>

**3.A. Strategy Request**  
 86th Regular Session, Agency Submission, Version 1  
 Automated Budget and Evaluation System of Texas (ABEST)

8/27/2018 1:15:02PM

**802 Parks and Wildlife Department**

GOAL: 1 Conserve Fish, Wildlife, and Natural Resources

OBJECTIVE: 1 Conserve Wildlife and Ensure Quality Hunting

Service Categories:

STRATEGY: 3 Enhanced Hunting and Wildlife-related Recreational Opportunities

Service: 37

Income: A.2

Age: B.3

CODE	DESCRIPTION	Exp 2017	Est 2018	Bud 2019	BL 2020	BL 2021
<b>Output Measures:</b>						
1	Acres of Public Hunting Lands Provided	1,423,712.00	1,425,000.00	1,425,000.00	1,425,000.00	1,425,000.00
2	Number of Hunter Opportunity Days Provided	24,524.00	24,600.00	24,600.00	24,600.00	24,600.00
<b>Objects of Expense:</b>						
1001	SALARIES AND WAGES	\$945,244	\$961,500	\$929,000	\$941,400	\$941,400
1002	OTHER PERSONNEL COSTS	\$34,449	\$21,250	\$20,625	\$20,600	\$20,600
2001	PROFESSIONAL FEES AND SERVICES	\$31,308	\$0	\$0	\$5,000	\$5,000
2002	FUELS AND LUBRICANTS	\$2,475	\$0	\$0	\$1,000	\$1,000
2003	CONSUMABLE SUPPLIES	\$3,849	\$0	\$0	\$1,000	\$1,000
2004	UTILITIES	\$1,312	\$223	\$0	\$500	\$500
2005	TRAVEL	\$6,827	\$0	\$13,000	\$7,000	\$7,000
2007	RENT - MACHINE AND OTHER	\$533,676	\$900,315	\$276,502	\$527,002	\$527,002
2009	OTHER OPERATING EXPENSE	\$1,014,123	\$632,566	\$1,320,575	\$813,031	\$813,031
4000	GRANTS	\$599,205	\$643,030	\$0	\$15,000	\$15,000
<b>TOTAL, OBJECT OF EXPENSE</b>		<b>\$3,172,468</b>	<b>\$3,158,884</b>	<b>\$2,559,702</b>	<b>\$2,331,533</b>	<b>\$2,331,533</b>
<b>Method of Financing:</b>						
9	Game,Fish,Water Safety Ac	\$2,328,288	\$2,104,257	\$2,197,863	\$2,199,070	\$2,199,070

**3.A. Strategy Request**  
 86th Regular Session, Agency Submission, Version 1  
 Automated Budget and Evaluation System of Texas (ABEST)

8/27/2018 1:15:02PM

**802 Parks and Wildlife Department**

GOAL: 1 Conserve Fish, Wildlife, and Natural Resources

OBJECTIVE: 1 Conserve Wildlife and Ensure Quality Hunting

STRATEGY: 3 Enhanced Hunting and Wildlife-related Recreational Opportunities

Service Categories:

Service: 37

Income: A.2

Age: B.3

CODE	DESCRIPTION	Exp 2017	Est 2018	Bud 2019	BL 2020	BL 2021
544	Lifetime Lic Endow Acct	\$88,592	\$125,000	\$125,000	\$125,000	\$125,000
<b>SUBTOTAL, MOF (GENERAL REVENUE FUNDS - DEDICATED)</b>		<b>\$2,416,880</b>	<b>\$2,229,257</b>	<b>\$2,322,863</b>	<b>\$2,324,070</b>	<b>\$2,324,070</b>
<b>Method of Financing:</b>						
555	Federal Funds					
	10.093.000 VolPublic Access&Habitat IncentProg	\$711,395	\$789,692	\$0	\$0	\$0
	15.611.000 Wildlife Restoration	\$0	\$122,037	\$236,839	\$0	\$0
	15.615.000 Cooperative Endangered Sp	\$0	\$0	\$0	\$7,463	\$7,463
CFDA Subtotal, Fund	555	\$711,395	\$911,729	\$236,839	\$7,463	\$7,463
<b>SUBTOTAL, MOF (FEDERAL FUNDS)</b>		<b>\$711,395</b>	<b>\$911,729</b>	<b>\$236,839</b>	<b>\$7,463</b>	<b>\$7,463</b>
<b>Method of Financing:</b>						
666	Appropriated Receipts	\$44,193	\$17,898	\$0	\$0	\$0
<b>SUBTOTAL, MOF (OTHER FUNDS)</b>		<b>\$44,193</b>	<b>\$17,898</b>	<b>\$0</b>	<b>\$0</b>	<b>\$0</b>
<b>TOTAL, METHOD OF FINANCE (INCLUDING RIDERS)</b>					<b>\$2,331,533</b>	<b>\$2,331,533</b>
<b>TOTAL, METHOD OF FINANCE (EXCLUDING RIDERS)</b>		<b>\$3,172,468</b>	<b>\$3,158,884</b>	<b>\$2,559,702</b>	<b>\$2,331,533</b>	<b>\$2,331,533</b>
<b>FULL TIME EQUIVALENT POSITIONS:</b>		<b>18.4</b>	<b>18.9</b>	<b>18.9</b>	<b>14.0</b>	<b>14.0</b>

**3.A. Strategy Request**  
 86th Regular Session, Agency Submission, Version 1  
 Automated Budget and Evaluation System of Texas (ABEST)

8/27/2018 1:15:02PM

---

**802 Parks and Wildlife Department**

GOAL: 1 Conserve Fish, Wildlife, and Natural Resources  
 OBJECTIVE: 1 Conserve Wildlife and Ensure Quality Hunting Service Categories:  
 STRATEGY: 3 Enhanced Hunting and Wildlife-related Recreational Opportunities Service: 37 Income: A.2 Age: B.3

CODE	DESCRIPTION	Exp 2017	Est 2018	Bud 2019	BL 2020	BL 2021
------	-------------	----------	----------	----------	---------	---------

**STRATEGY DESCRIPTION AND JUSTIFICATION:**

This strategy includes funding for TPWD programs aimed at enhancing public hunting opportunities. The Annual Public Hunting Permit provides walk-in hunting opportunities on TPWD owned and leased lands, including short-term leases for dove and other small game. The Public Hunt Drawing system, now accessible online, provides opportunities to apply for a variety of supervised, drawn hunts on state owned lands and leased private properties. Big Time Texas Hunt drawings provide the opportunity to participate in guided package hunts for quality native and non-native animals on TPWD lands and leased private properties. Department staff annually review hunting regulations and propose modifications to increase or enhance hunting opportunity within biological constraints. TPWD partners with a number of organizations to provide youth hunting opportunities. Relevant statutory citations include Parks and Wildlife Code §11.0181, 11.033, Chapter 61, 62, and 81.

**EXTERNAL/INTERNAL FACTORS IMPACTING STRATEGY:**

Although the total number of hunters in Texas is relatively stable, as a group, hunters are becoming a smaller percent of the overall population. Factors contributing to the decline include insufficient access to affordable hunting areas, lack of recruitment from younger generations, competition with a multitude of other activities and a cultural shift from rural to urban constituencies. TPWD recognizes the need to introduce/recruit new hunters, including youth, women and minorities, and has developed programs to address this important issue. If the number of hunters declines, license dollars will decrease, making it difficult for the agency to fulfill its mission of wildlife conservation and management. Quality hunting opportunities must be affordable and readily accessible to ensure that hunters remain supportive of TPWD programs and additional hunters are recruited.

Funding for this strategy is derived from the sale of various hunting licenses and stamp fees deposited in the Game, Fish and Water Safety Account.

**3.A. Strategy Request**  
 86th Regular Session, Agency Submission, Version 1  
 Automated Budget and Evaluation System of Texas (ABEST)

8/27/2018 1:15:02PM

**802 Parks and Wildlife Department**

GOAL: 1 Conserve Fish, Wildlife, and Natural Resources  
 OBJECTIVE: 1 Conserve Wildlife and Ensure Quality Hunting Service Categories:  
 STRATEGY: 3 Enhanced Hunting and Wildlife-related Recreational Opportunities Service: 37 Income: A.2 Age: B.3

CODE	DESCRIPTION	Exp 2017	Est 2018	Bud 2019	BL 2020	BL 2021
------	-------------	----------	----------	----------	---------	---------

**EXPLANATION OF BIENNIAL CHANGE (includes Rider amounts):**

<u>STRATEGY BIENNIAL TOTAL - ALL FUNDS</u>		<u>BIENNIAL CHANGE</u>	<u>EXPLANATION OF BIENNIAL CHANGE</u>	
<u>Base Spending (Est 2018 + Bud 2019)</u>	<u>Baseline Request (BL 2020 + BL 2021)</u>		<u>\$ Amount</u>	<u>Explanation(s) of Amount (must specify MOFs and FTEs)</u>
\$5,718,586	\$4,663,066	\$(1,055,520)	\$96,020	0009-Game, Fish, Water Safety Ac-2020-21 strategy adjustment.
			\$(1,133,642)	0555-Federal Funds-2020-21 reflects only base apportionments (CFDA's 15.605, 15.611, 15.615, 15.626, 15.634, 15.916, 20.219, 97.012 and 97.056).
			\$(17,898)	0666-Appropriated Receipts-2020-21 reflects only known receipts.
			<u>\$(1,055,520)</u>	<b>Total of Explanation of Biennial Change</b>



**3.A. Strategy Request**  
 86th Regular Session, Agency Submission, Version 1  
 Automated Budget and Evaluation System of Texas (ABEST)

8/27/2018 1:15:02PM

**802 Parks and Wildlife Department**

GOAL: 1 Conserve Fish, Wildlife, and Natural Resources

OBJECTIVE: 2 Conserve Aquatic Ecosystems and Fisheries

Service Categories:

STRATEGY: 1 Inland Fisheries Management, Habitat Conservation, and Research

Service: 37

Income: A.2

Age: B.3

CODE	DESCRIPTION	Exp 2017	Est 2018	Bud 2019	BL 2020	BL 2021
<b>Output Measures:</b>						
1	Number of Freshwater Fish Management Research Studies Underway	49.00	48.00	48.00	48.00	48.00
2	Number of Freshwater Fish Population and Harvest Surveys Conducted	2,851.00	2,800.00	3,000.00	3,000.00	3,000.00
3	Number of Water-Related Documents Reviewed (Inland)	168.00	128.00	115.00	115.00	115.00
KEY 4	Aquatic Invasive Species Management (Hours)	19,550.30	18,060.00	18,000.00	18,000.00	18,000.00
<b>Explanatory/Input Measures:</b>						
1	Number of Pollution and Fish Kill Complaints Investigated (Inland)	74.00	62.00	55.00	55.00	55.00
<b>Objects of Expense:</b>						
1001	SALARIES AND WAGES	\$7,058,226	\$7,593,125	\$7,354,916	\$7,846,410	\$7,846,410
1002	OTHER PERSONNEL COSTS	\$623,994	\$266,635	\$267,793	\$341,344	\$341,344
2001	PROFESSIONAL FEES AND SERVICES	\$24,067	\$30,050	\$131,350	\$131,350	\$131,350
2002	FUELS AND LUBRICANTS	\$144,111	\$183,829	\$314,500	\$314,500	\$314,500
2003	CONSUMABLE SUPPLIES	\$170,723	\$146,674	\$590,674	\$590,674	\$590,674
2004	UTILITIES	\$131,562	\$285,657	\$190,957	\$190,957	\$190,957
2005	TRAVEL	\$254,217	\$248,212	\$358,715	\$358,715	\$358,715
2006	RENT - BUILDING	\$84,021	\$148,478	\$102,062	\$102,061	\$102,061

**3.A. Strategy Request**  
 86th Regular Session, Agency Submission, Version 1  
 Automated Budget and Evaluation System of Texas (ABEST)

8/27/2018 1:15:02PM

**802 Parks and Wildlife Department**

GOAL: 1 Conserve Fish, Wildlife, and Natural Resources

OBJECTIVE: 2 Conserve Aquatic Ecosystems and Fisheries

Service Categories:

STRATEGY: 1 Inland Fisheries Management, Habitat Conservation, and Research

Service: 37

Income: A.2

Age: B.3

CODE	DESCRIPTION	Exp 2017	Est 2018	Bud 2019	BL 2020	BL 2021
2007	RENT - MACHINE AND OTHER	\$646,009	\$67,490	\$377,490	\$377,489	\$377,489
2009	OTHER OPERATING EXPENSE	\$3,750,772	\$9,926,019	\$4,806,875	\$4,879,668	\$4,816,568
4000	GRANTS	\$1,583,176	\$2,530,896	\$300,000	\$300,000	\$300,000
5000	CAPITAL EXPENDITURES	\$385,697	\$473,495	\$442,500	\$442,500	\$442,500
<b>TOTAL, OBJECT OF EXPENSE</b>		<b>\$14,856,575</b>	<b>\$21,900,560</b>	<b>\$15,237,832</b>	<b>\$15,875,668</b>	<b>\$15,812,568</b>
<b>Method of Financing:</b>						
8016	URMFT	\$3,727,444	\$3,194,400	\$3,194,400	\$3,194,400	\$3,194,400
<b>SUBTOTAL, MOF (GENERAL REVENUE FUNDS)</b>		<b>\$3,727,444</b>	<b>\$3,194,400</b>	<b>\$3,194,400</b>	<b>\$3,194,400</b>	<b>\$3,194,400</b>
<b>Method of Financing:</b>						
9	Game,Fish,Water Safety Ac	\$3,182,676	\$4,160,204	\$3,840,157	\$4,390,268	\$4,390,268
<b>SUBTOTAL, MOF (GENERAL REVENUE FUNDS - DEDICATED)</b>		<b>\$3,182,676</b>	<b>\$4,160,204</b>	<b>\$3,840,157</b>	<b>\$4,390,268</b>	<b>\$4,390,268</b>
<b>Method of Financing:</b>						
555	Federal Funds					
15.605.000	Sport Fish Restoration	\$6,489,383	\$10,919,673	\$7,516,005	\$7,516,005	\$7,516,005
15.608.000	Fish and Wildlife Managem	\$68,682	\$142,061	\$0	\$0	\$0
15.615.000	Cooperative Endangered Sp	\$49,124	\$350,975	\$7,463	\$0	\$0
15.634.000	State Wildlife Grants	\$605,822	\$2,017,722	\$646,445	\$646,445	\$646,445

**3.A. Strategy Request**  
 86th Regular Session, Agency Submission, Version 1  
 Automated Budget and Evaluation System of Texas (ABEST)

8/27/2018 1:15:02PM

**802 Parks and Wildlife Department**

GOAL: 1 Conserve Fish, Wildlife, and Natural Resources

OBJECTIVE: 2 Conserve Aquatic Ecosystems and Fisheries

Service Categories:

STRATEGY: 1 Inland Fisheries Management, Habitat Conservation, and Research

Service: 37

Income: A.2

Age: B.3

CODE	DESCRIPTION	Exp 2017	Est 2018	Bud 2019	BL 2020	BL 2021
	15.650.000 Research Grants (Fish and Wildlife)	\$0	\$13,463	\$0	\$0	\$0
	15.663.000 NFWF	\$27,500	\$0	\$0	\$0	\$0
CFDA Subtotal, Fund	555	\$7,240,511	\$13,443,894	\$8,169,913	\$8,162,450	\$8,162,450
<b>SUBTOTAL, MOF (FEDERAL FUNDS)</b>		<b>\$7,240,511</b>	<b>\$13,443,894</b>	<b>\$8,169,913</b>	<b>\$8,162,450</b>	<b>\$8,162,450</b>
<b>Method of Financing:</b>						
666	Appropriated Receipts	\$432,682	\$858,037	\$0	\$0	\$0
777	Interagency Contracts	\$216,694	\$68,067	\$0	\$0	\$0
802	Lic Plate Trust Fund No. 0802, est	\$56,568	\$175,958	\$33,362	\$128,550	\$65,450
<b>SUBTOTAL, MOF (OTHER FUNDS)</b>		<b>\$705,944</b>	<b>\$1,102,062</b>	<b>\$33,362</b>	<b>\$128,550</b>	<b>\$65,450</b>
<b>TOTAL, METHOD OF FINANCE (INCLUDING RIDERS)</b>					<b>\$15,875,668</b>	<b>\$15,812,568</b>
<b>TOTAL, METHOD OF FINANCE (EXCLUDING RIDERS)</b>		<b>\$14,856,575</b>	<b>\$21,900,560</b>	<b>\$15,237,832</b>	<b>\$15,875,668</b>	<b>\$15,812,568</b>
<b>FULL TIME EQUIVALENT POSITIONS:</b>		<b>124.7</b>	<b>141.0</b>	<b>141.0</b>	<b>127.0</b>	<b>127.0</b>

STRATEGY DESCRIPTION AND JUSTIFICATION:

**3.A. Strategy Request**  
 86th Regular Session, Agency Submission, Version 1  
 Automated Budget and Evaluation System of Texas (ABEST)

8/27/2018 1:15:02PM

---

**802 Parks and Wildlife Department**

GOAL: 1 Conserve Fish, Wildlife, and Natural Resources  
 OBJECTIVE: 2 Conserve Aquatic Ecosystems and Fisheries Service Categories:  
 STRATEGY: 1 Inland Fisheries Management, Habitat Conservation, and Research Service: 37 Income: A.2 Age: B.3

CODE	DESCRIPTION	Exp 2017	Est 2018	Bud 2019	BL 2020	BL 2021
------	-------------	----------	----------	----------	---------	---------

This strategy requests funds necessary to manage and conserve the state’s freshwater fisheries, their habitats, and other aquatic resources. Fisheries are managed by conducting surveys to accurately assess fish population dynamics and angling trends; proposing and applying regulations, habitat improvements, and fish stocking to maintain and enhance quality fish populations and angler satisfaction; providing outreach; and conducting research to ensure management practices are efficient, effective, and grounded in the best available science. Other aquatic resource conservation activities include technical support for watershed conservation initiatives; in-stream flow and water quality studies; habitat surveys and assessments; invasive species management; contaminant investigations; fish kill and pollution events assessments; ecological risk assessments for waste sites undergoing clean-up; permitting sand, shell, gravel, and marl removal projects in navigable streams; and assessing aquatic resource impacts of projects permitted under state and federal regulatory programs. This strategy is authorized under provisions of the Parks and Wildlife Code, including but not limited to §11.0181, 11.082, 11.084, 12.001, 12.010, 12.015, 12.024, 12.301-12.303, Chapter 47, 61, 66 and 86, as well as the Water Code, Natural Resources Code and Texas Administrative Code.

**EXTERNAL/INTERNAL FACTORS IMPACTING STRATEGY:**

**3.A. Strategy Request**  
 86th Regular Session, Agency Submission, Version 1  
 Automated Budget and Evaluation System of Texas (ABEST)

8/27/2018 1:15:02PM

---

**802 Parks and Wildlife Department**

GOAL: 1 Conserve Fish, Wildlife, and Natural Resources  
 OBJECTIVE: 2 Conserve Aquatic Ecosystems and Fisheries Service Categories:  
 STRATEGY: 1 Inland Fisheries Management, Habitat Conservation, and Research Service: 37 Income: A.2 Age: B.3

CODE	DESCRIPTION	Exp 2017	Est 2018	Bud 2019	BL 2020	BL 2021
------	-------------	----------	----------	----------	---------	---------

A large portion of funding for this strategy is derived from license/stamp proceeds deposited into the Game, Fish & Water Safety Account (009). To ensure this continues to be a stable source of funding, the department must provide quality fishing opportunities for the public. Federal funds, such as reimbursements provided by the Sport Fish Restoration Act, also comprise a large portion of funding for this strategy. State match is required & federal statutes prohibit diversion of license fees for purposes other than administration of the state fish & wildlife agency.

Other factors impacting this strategy include weather conditions such as flooding and drought, and excessive blooms of golden algae, which are toxic to fish. Loss of fish habitat and angler access due to weather conditions (especially drought), changes in water control structures, inflow rerouting, water diversion, reservoir aging, development, pollution, and changes or disturbances to aquatic habitats also pose a significant challenge to conservation efforts.

Threats posed by exotic/nuisance aquatic species, such as giant salvinia, water hyacinth and zebra mussels, continue to be a concern as new cases and species have been confirmed in Texas waterways. These species, which often grow rapidly, can displace more beneficial native species, limit recreational access, restrict flow rates, harm fish and wildlife, and negatively impact economic growth/development.

**3.A. Strategy Request**  
 86th Regular Session, Agency Submission, Version 1  
 Automated Budget and Evaluation System of Texas (ABEST)

8/27/2018 1:15:02PM

**802 Parks and Wildlife Department**

GOAL: 1 Conserve Fish, Wildlife, and Natural Resources

OBJECTIVE: 2 Conserve Aquatic Ecosystems and Fisheries

STRATEGY: 1 Inland Fisheries Management, Habitat Conservation, and Research

Service Categories:

Service: 37      Income: A.2      Age: B.3

CODE	DESCRIPTION	Exp 2017	Est 2018	Bud 2019	BL 2020	BL 2021
------	-------------	----------	----------	----------	---------	---------

**EXPLANATION OF BIENNIAL CHANGE (includes Rider amounts):**

<u>STRATEGY BIENNIAL TOTAL - ALL FUNDS</u>		<u>BIENNIAL CHANGE</u>	<u>EXPLANATION OF BIENNIAL CHANGE</u>	
<u>Base Spending (Est 2018 + Bud 2019)</u>	<u>Baseline Request (BL 2020 + BL 2021)</u>		<u>\$ Amount</u>	<u>Explanation(s) of Amount (must specify MOFs and FTEs)</u>
\$37,138,392	\$31,688,236	\$(5,450,156)	\$780,175	0009-Game, Fish, Water Safety Ac-2020-21 reallocation to address critical base funding needs.
			\$(5,288,907)	0555-Federal Funds-2020-21 reflects only base apportionments (CFDA's 15.605, 15.611, 15.615, 15.626, 15.634, 15.916, 20.219, 97.012 and 97.056).
			\$(858,037)	0666-Appropriated Receipts-2020-21 reflects only known receipts.
			\$(68,067)	0777-Interagency Contracts-2020-21 reflects only known IAC's.
			\$(15,320)	0802-Lic Plate Trust Fund No.0802, est-2020-21 reflects net of revised revenue estimates.
			<b>\$(5,450,156)</b>	<b>Total of Explanation of Biennial Change</b>

**3.A. Strategy Request**  
 86th Regular Session, Agency Submission, Version 1  
 Automated Budget and Evaluation System of Texas (ABEST)

8/27/2018 1:15:02PM

**802 Parks and Wildlife Department**

GOAL: 1 Conserve Fish, Wildlife, and Natural Resources  
 OBJECTIVE: 2 Conserve Aquatic Ecosystems and Fisheries  
 STRATEGY: 2 Inland Hatcheries Operations

Service Categories:

Service: 37      Income: A.2      Age: B.3

CODE	DESCRIPTION	Exp 2017	Est 2018	Bud 2019	BL 2020	BL 2021
<b>Output Measures:</b>						
KEY 1	Number of Fingerlings Stocked - Inland Fisheries (in Millions)	12.40	13.10	15.00	15.00	15.00
<b>Objects of Expense:</b>						
1001	SALARIES AND WAGES	\$3,191,490	\$3,402,517	\$3,767,733	\$3,767,730	\$3,767,730
1002	OTHER PERSONNEL COSTS	\$243,776	\$106,693	\$103,216	\$140,896	\$140,896
2001	PROFESSIONAL FEES AND SERVICES	\$4,261	\$10,200	\$1,000	\$1,000	\$1,000
2002	FUELS AND LUBRICANTS	\$80,077	\$120,700	\$178,700	\$178,700	\$178,700
2003	CONSUMABLE SUPPLIES	\$91,080	\$79,200	\$114,525	\$114,525	\$114,525
2004	UTILITIES	\$462,479	\$559,700	\$440,395	\$440,395	\$440,395
2005	TRAVEL	\$41,076	\$35,436	\$74,077	\$74,077	\$74,077
2006	RENT - BUILDING	\$2,725	\$1,000	\$0	\$0	\$0
2007	RENT - MACHINE AND OTHER	\$23,539	\$16,200	\$29,000	\$29,000	\$29,000
2009	OTHER OPERATING EXPENSE	\$1,559,520	\$2,892,150	\$1,986,503	\$1,954,737	\$1,954,737
5000	CAPITAL EXPENDITURES	\$688,465	\$358,147	\$389,142	\$389,142	\$389,142
<b>TOTAL, OBJECT OF EXPENSE</b>		<b>\$6,388,488</b>	<b>\$7,581,943</b>	<b>\$7,084,291</b>	<b>\$7,090,202</b>	<b>\$7,090,202</b>

**Method of Financing:**

**3.A. Strategy Request**  
 86th Regular Session, Agency Submission, Version 1  
 Automated Budget and Evaluation System of Texas (ABEST)

8/27/2018 1:15:02PM

**802 Parks and Wildlife Department**

GOAL: 1 Conserve Fish, Wildlife, and Natural Resources  
 OBJECTIVE: 2 Conserve Aquatic Ecosystems and Fisheries  
 STRATEGY: 2 Inland Hatcheries Operations

Service Categories:

Service: 37      Income: A.2      Age: B.3

CODE	DESCRIPTION	Exp 2017	Est 2018	Bud 2019	BL 2020	BL 2021
9	Game,Fish,Water Safety Ac	\$4,359,377	\$3,417,787	\$3,742,975	\$3,745,986	\$3,745,986
<b>SUBTOTAL, MOF (GENERAL REVENUE FUNDS - DEDICATED)</b>		<b>\$4,359,377</b>	<b>\$3,417,787</b>	<b>\$3,742,975</b>	<b>\$3,745,986</b>	<b>\$3,745,986</b>
<b>Method of Financing:</b>						
555	Federal Funds					
	15.605.000 Sport Fish Restoration	\$1,949,541	\$3,440,973	\$3,316,816	\$3,316,816	\$3,316,816
CFDA Subtotal, Fund	555	\$1,949,541	\$3,440,973	\$3,316,816	\$3,316,816	\$3,316,816
<b>SUBTOTAL, MOF (FEDERAL FUNDS)</b>		<b>\$1,949,541</b>	<b>\$3,440,973</b>	<b>\$3,316,816</b>	<b>\$3,316,816</b>	<b>\$3,316,816</b>
<b>Method of Financing:</b>						
666	Appropriated Receipts	\$79,570	\$723,183	\$24,500	\$27,400	\$27,400
<b>SUBTOTAL, MOF (OTHER FUNDS)</b>		<b>\$79,570</b>	<b>\$723,183</b>	<b>\$24,500</b>	<b>\$27,400</b>	<b>\$27,400</b>
<b>TOTAL, METHOD OF FINANCE (INCLUDING RIDERS)</b>					<b>\$7,090,202</b>	<b>\$7,090,202</b>
<b>TOTAL, METHOD OF FINANCE (EXCLUDING RIDERS)</b>		<b>\$6,388,488</b>	<b>\$7,581,943</b>	<b>\$7,084,291</b>	<b>\$7,090,202</b>	<b>\$7,090,202</b>
<b>FULL TIME EQUIVALENT POSITIONS:</b>		<b>65.4</b>	<b>62.0</b>	<b>62.0</b>	<b>76.0</b>	<b>76.0</b>



**3.A. Strategy Request**  
 86th Regular Session, Agency Submission, Version 1  
 Automated Budget and Evaluation System of Texas (ABEST)

8/27/2018 1:15:02PM

**802 Parks and Wildlife Department**

GOAL: 1 Conserve Fish, Wildlife, and Natural Resources  
 OBJECTIVE: 2 Conserve Aquatic Ecosystems and Fisheries  
 STRATEGY: 2 Inland Hatcheries Operations

Service Categories:

Service: 37      Income: A.2      Age: B.3

CODE	DESCRIPTION	Exp 2017	Est 2018	Bud 2019	BL 2020	BL 2021
------	-------------	----------	----------	----------	---------	---------

**STRATEGY DESCRIPTION AND JUSTIFICATION:**

Inland hatchery operations provide fish for put-take as well as put-grow-take fisheries, supplement natural fish populations, and stock fish to ensure genetic health and trophy potential of some fish populations. The Inland Fisheries Division operates five freshwater fish hatcheries located in San Marcos (A.E. Wood FH), Brookeland (John D. Parker East Texas State FH), Electra (Dundee FH), Graford (Possum Kingdom FH) and Athens (Texas Freshwater Fisheries Center). This strategy is authorized under provisions of the Parks and Wildlife Code, including but not limited to §11.0181, 12.001, and Chapter 81.

**EXTERNAL/INTERNAL FACTORS IMPACTING STRATEGY:**

The department's freshwater fish hatcheries require periodic maintenance, renovation and upgrades to continue to operate efficiently and meet the needs of sportsmen. Senate Bill 573, passed by the 85th Legislature, expanded uses of the freshwater fishing stamp to include construction of facilities, supporting management/research related to freshwater fisheries; restoration, enhancement and management of freshwater fish habitats; projects to improve angler access; and administration and operation of freshwater fish hatcheries with a defined cap.

Federal funds, such as reimbursements provided by the Sport Fish Restoration Act, comprise a portion of funding for this strategy. State match is required for receipt of these funds, and federal statutes prohibit diversion of license fees for purposes other than administration of the state fish and wildlife agency. This strategy can be impacted by adverse weather conditions such as drought and flooding. For example, operations at the Dundee Fish Hatchery were suspended between 2012 and 2016, due to low water levels at Lake Kemp. Additionally, production of striped bass and hybrid striped bass is dependent on the availability and success in collecting wild brood stock each year and highly dependent on conducive environmental conditions.

**3.A. Strategy Request**  
 86th Regular Session, Agency Submission, Version 1  
 Automated Budget and Evaluation System of Texas (ABEST)

8/27/2018 1:15:02PM

**802 Parks and Wildlife Department**

GOAL: 1 Conserve Fish, Wildlife, and Natural Resources  
 OBJECTIVE: 2 Conserve Aquatic Ecosystems and Fisheries  
 STRATEGY: 2 Inland Hatcheries Operations

Service Categories:

Service: 37      Income: A.2      Age: B.3

CODE	DESCRIPTION	Exp 2017	Est 2018	Bud 2019	BL 2020	BL 2021
------	-------------	----------	----------	----------	---------	---------

**EXPLANATION OF BIENNIAL CHANGE (includes Rider amounts):**

<u>STRATEGY BIENNIAL TOTAL - ALL FUNDS</u>		<u>BIENNIAL CHANGE</u>	<u>EXPLANATION OF BIENNIAL CHANGE</u>	
<u>Base Spending (Est 2018 + Bud 2019)</u>	<u>Baseline Request (BL 2020 + BL 2021)</u>		<u>\$ Amount</u>	<u>Explanation(s) of Amount (must specify MOFs and FTEs)</u>
\$14,666,234	\$14,180,404	\$(485,830)	\$331,210	0009-Game, Fish, Water Safety Ac-2020-21 reallocation to address critical base funding needs.
			\$(124,157)	0555-Federal Funds-2020-21 reflects only base apportionments (CFDA's 15.605, 15.611, 15.615, 15.626, 15.634, 15.916, 20.219, 97.012 and 97.056).
			\$(692,883)	0666-Appropriated Receipts-2020-21 reflects only known receipts.
			<u>\$(485,830)</u>	<b>Total of Explanation of Biennial Change</b>

**3.A. Strategy Request**  
 86th Regular Session, Agency Submission, Version 1  
 Automated Budget and Evaluation System of Texas (ABEST)

8/27/2018 1:15:02PM

**802 Parks and Wildlife Department**

GOAL: 1 Conserve Fish, Wildlife, and Natural Resources

OBJECTIVE: 2 Conserve Aquatic Ecosystems and Fisheries

STRATEGY: 3 Coastal Fisheries Management, Habitat Conservation and Research

Service Categories:

Service: 37

Income: A.2

Age: B.3

CODE	DESCRIPTION	Exp 2017	Est 2018	Bud 2019	BL 2020	BL 2021
<b>Output Measures:</b>						
	1 Number of Saltwater Fish Management Research Studies Underway	6.00	13.00	14.00	14.00	14.00
	2 Number of Saltwater Fish Population and Harvest Surveys Conducted	9,232.00	8,131.00	8,364.00	8,364.00	8,364.00
	3 Number of Water-Related Documents Reviewed (Coastal)	203.00	210.00	228.00	228.00	228.00
KEY	4 Number of Commercial Fishing Licenses Bought Back	13.00	13.00	43.00	87.00	88.00
<b>Explanatory/Input Measures:</b>						
	1 Number of Pollution and Fish Kill Complaints Investigated (Coastal)	40.00	25.00	46.00	46.00	46.00
<b>Objects of Expense:</b>						
1001	SALARIES AND WAGES	\$7,890,173	\$8,406,960	\$8,266,106	\$8,545,566	\$8,545,566
1002	OTHER PERSONNEL COSTS	\$562,474	\$301,188	\$301,308	\$354,392	\$354,392
2001	PROFESSIONAL FEES AND SERVICES	\$25,456	\$244,164	\$41,952	\$46,703	\$46,703
2002	FUELS AND LUBRICANTS	\$187,052	\$232,665	\$217,158	\$218,157	\$218,157
2003	CONSUMABLE SUPPLIES	\$79,038	\$167,930	\$100,933	\$101,433	\$101,433
2004	UTILITIES	\$140,621	\$178,913	\$175,651	\$200,251	\$200,251
2005	TRAVEL	\$124,913	\$203,180	\$139,556	\$140,555	\$140,555
2006	RENT - BUILDING	\$61,160	\$122,326	\$186,046	\$689,446	\$689,446

**3.A. Strategy Request**  
 86th Regular Session, Agency Submission, Version 1  
 Automated Budget and Evaluation System of Texas (ABEST)

8/27/2018 1:15:02PM

**802 Parks and Wildlife Department**

GOAL: 1 Conserve Fish, Wildlife, and Natural Resources

OBJECTIVE: 2 Conserve Aquatic Ecosystems and Fisheries

Service Categories:

STRATEGY: 3 Coastal Fisheries Management, Habitat Conservation and Research

Service: 37

Income: A.2

Age: B.3

CODE	DESCRIPTION	Exp 2017	Est 2018	Bud 2019	BL 2020	BL 2021
2007	RENT - MACHINE AND OTHER	\$33,986	\$54,814	\$46,855	\$46,855	\$46,855
2009	OTHER OPERATING EXPENSE	\$3,223,602	\$12,892,435	\$3,223,885	\$3,712,865	\$3,712,865
4000	GRANTS	\$1,426,248	\$4,183,266	\$0	\$70,800	\$32,100
5000	CAPITAL EXPENDITURES	\$632,211	\$356,304	\$256,417	\$200,817	\$200,817
<b>TOTAL, OBJECT OF EXPENSE</b>		<b>\$14,386,934</b>	<b>\$27,344,145</b>	<b>\$12,955,867</b>	<b>\$14,327,840</b>	<b>\$14,289,140</b>
<b>Method of Financing:</b>						
8016	URMFT	\$85,112	\$55,600	\$55,600	\$55,600	\$55,600
<b>SUBTOTAL, MOF (GENERAL REVENUE FUNDS)</b>		<b>\$85,112</b>	<b>\$55,600</b>	<b>\$55,600</b>	<b>\$55,600</b>	<b>\$55,600</b>
<b>Method of Financing:</b>						
9	Game,Fish,Water Safety Ac	\$8,605,079	\$10,403,097	\$9,267,314	\$10,592,880	\$10,592,880
<b>SUBTOTAL, MOF (GENERAL REVENUE FUNDS - DEDICATED)</b>		<b>\$8,605,079</b>	<b>\$10,403,097</b>	<b>\$9,267,314</b>	<b>\$10,592,880</b>	<b>\$10,592,880</b>
<b>Method of Financing:</b>						
555	Federal Funds					
11.407.000	Interjurisdictional Fish	\$121,549	\$121,573	\$0	\$0	\$0
11.434.000	Cooperative Fishery Stat	\$174,462	\$516,706	\$0	\$0	\$0
11.435.000	Southeast Area Monitorin	\$95,151	\$61,940	\$0	\$0	\$0
11.441.000	Regional Fishery Managem	\$34,757	\$47,482	\$0	\$0	\$0

**3.A. Strategy Request**  
 86th Regular Session, Agency Submission, Version 1  
 Automated Budget and Evaluation System of Texas (ABEST)

8/27/2018 1:15:02PM

**802 Parks and Wildlife Department**

GOAL: 1 Conserve Fish, Wildlife, and Natural Resources

OBJECTIVE: 2 Conserve Aquatic Ecosystems and Fisheries

STRATEGY: 3 Coastal Fisheries Management, Habitat Conservation and Research

Service Categories:

Service: 37

Income: A.2

Age: B.3

CODE	DESCRIPTION	Exp 2017	Est 2018	Bud 2019	BL 2020	BL 2021
15.605.000	Sport Fish Restoration	\$2,102,825	\$2,980,313	\$2,557,559	\$2,568,297	\$2,568,297
15.614.000	Coastal Wetlands Plannin	\$0	\$1,000,000	\$0	\$0	\$0
15.615.000	Cooperative Endangered Sp	\$9,884	\$45,122	\$0	\$0	\$0
15.634.000	State Wildlife Grants	\$546,647	\$1,792,429	\$621,582	\$621,582	\$621,582
15.668.001	Construct. of Freshwater Pond&Brush	\$423,020	\$11,911	\$0	\$0	\$0
15.669.000	Cooperative Landscape Conservation	\$72,495	\$264,820	\$0	\$0	\$0
66.456.000	National Estuary Program	\$0	\$75,000	\$0	\$0	\$0
CFDA Subtotal, Fund	555	\$3,580,790	\$6,917,296	\$3,179,141	\$3,189,879	\$3,189,879
<b>SUBTOTAL, MOF (FEDERAL FUNDS)</b>		<b>\$3,580,790</b>	<b>\$6,917,296</b>	<b>\$3,179,141</b>	<b>\$3,189,879</b>	<b>\$3,189,879</b>
<b>Method of Financing:</b>						
666	Appropriated Receipts	\$1,860,839	\$9,557,914	\$418,681	\$418,681	\$418,681
777	Interagency Contracts	\$255,114	\$365,791	\$0	\$0	\$0
802	Lic Plate Trust Fund No. 0802, est	\$0	\$44,447	\$35,131	\$70,800	\$32,100
<b>SUBTOTAL, MOF (OTHER FUNDS)</b>		<b>\$2,115,953</b>	<b>\$9,968,152</b>	<b>\$453,812</b>	<b>\$489,481</b>	<b>\$450,781</b>

**3.A. Strategy Request**  
 86th Regular Session, Agency Submission, Version 1  
 Automated Budget and Evaluation System of Texas (ABEST)

8/27/2018 1:15:02PM

**802 Parks and Wildlife Department**

GOAL: 1 Conserve Fish, Wildlife, and Natural Resources  
 OBJECTIVE: 2 Conserve Aquatic Ecosystems and Fisheries Service Categories:  
 STRATEGY: 3 Coastal Fisheries Management, Habitat Conservation and Research Service: 37 Income: A.2 Age: B.3

CODE	DESCRIPTION	Exp 2017	Est 2018	Bud 2019	BL 2020	BL 2021
<b>TOTAL, METHOD OF FINANCE (INCLUDING RIDERS)</b>					<b>\$14,327,840</b>	<b>\$14,289,140</b>
<b>TOTAL, METHOD OF FINANCE (EXCLUDING RIDERS)</b>		<b>\$14,386,934</b>	<b>\$27,344,145</b>	<b>\$12,955,867</b>	<b>\$14,327,840</b>	<b>\$14,289,140</b>
<b>FULL TIME EQUIVALENT POSITIONS:</b>		<b>147.9</b>	<b>165.5</b>	<b>165.5</b>	<b>164.5</b>	<b>164.5</b>

**STRATEGY DESCRIPTION AND JUSTIFICATION:**

This strategy request includes funds necessary to implement coastal fisheries management and habitat conservation efforts aimed at maintaining, protecting, restoring and enhancing the state's marine fisheries resources and aquatic ecosystems. The data collection programs and research activities that support management are designed to sustain harvest at levels that will ensure replenishable stocks of recreationally and commercially important species and provide for balanced food webs within the ecosystems. Activities and programs conducted to accomplish these management goals include annual status assessments of finfish, shrimp, crab and oyster populations and associated environmental conditions; stock identification and research activities; construction and design of artificial reefs; and active participation in the Gulf of Mexico Fishery Management Council, the Gulf States Marine Fisheries Commission, and other multi-jurisdictional entities to help ensure a coordinated approach to protection of fisheries resources. This strategy also includes efforts related to the Water Quantity and Water Quality Programs, wetland protection and restoration, review and recommendations regarding wetland and navigable water permits and projects, and development of freshwater inflow recommendations for estuaries.

This strategy is authorized under provisions of the Parks and Wildlife Code, including but not limited to §11.0181, 12.001, 12.0011, 12.015, 12.024, Chapter 47, 61, 66, 76, 77, 78, 79, 83, and 91; and provisions of the Texas Water Code and Agriculture Code.

**EXTERNAL/INTERNAL FACTORS IMPACTING STRATEGY:**

**3.A. Strategy Request**  
 86th Regular Session, Agency Submission, Version 1  
 Automated Budget and Evaluation System of Texas (ABEST)

8/27/2018 1:15:02PM

**802 Parks and Wildlife Department**

GOAL: 1 Conserve Fish, Wildlife, and Natural Resources  
 OBJECTIVE: 2 Conserve Aquatic Ecosystems and Fisheries Service Categories:  
 STRATEGY: 3 Coastal Fisheries Management, Habitat Conservation and Research Service: 37 Income: A.2 Age: B.3

CODE	DESCRIPTION	Exp 2017	Est 2018	Bud 2019	BL 2020	BL 2021
------	-------------	----------	----------	----------	---------	---------

A large portion of funding for this strategy is derived from license and stamp proceeds deposited into the Game, Fish and Water Safety Account (009). To ensure this continues to be a stable and reliable source of funding, the department must continue to provide quality fishing opportunities for the public. Saltwater stamp revenues are statutorily restricted for coastal fisheries enforcement and management activities. Authority from this and other dedicated sources will be needed to allow the department to maintain and/or enhance coastal fisheries programs and ensure that funds are being used for their intended purposes and in accordance with expectations of fee-paying constituents. Federal funds, such as reimbursements provided by the Sport Fish Restoration Act, also comprise a large portion of funding for this strategy. State match is required for receipt of these funds, and federal statutes prohibit diversion of license fees for purposes other than administration of the state fish and wildlife agency.

Other factors impacting this strategy include weather conditions such as flooding and drought, red tide and other noxious algal blooms. Loss of habitat due to water control structures, inflow rerouting, trawling, and development also pose a significant challenge to conservation efforts.

**3.A. Strategy Request**  
 86th Regular Session, Agency Submission, Version 1  
 Automated Budget and Evaluation System of Texas (ABEST)

8/27/2018 1:15:02PM

**802 Parks and Wildlife Department**

GOAL: 1 Conserve Fish, Wildlife, and Natural Resources  
 OBJECTIVE: 2 Conserve Aquatic Ecosystems and Fisheries Service Categories:  
 STRATEGY: 3 Coastal Fisheries Management, Habitat Conservation and Research Service: 37 Income: A.2 Age: B.3

CODE	DESCRIPTION	Exp 2017	Est 2018	Bud 2019	BL 2020	BL 2021
------	-------------	----------	----------	----------	---------	---------

**EXPLANATION OF BIENNIAL CHANGE (includes Rider amounts):**

<u>STRATEGY BIENNIAL TOTAL - ALL FUNDS</u>		<u>BIENNIAL CHANGE</u>	<u>EXPLANATION OF BIENNIAL CHANGE</u>	
<u>Base Spending (Est 2018 + Bud 2019)</u>	<u>Baseline Request (BL 2020 + BL 2021)</u>		<u>\$ Amount</u>	<u>Explanation(s) of Amount (must specify MOFs and FTEs)</u>
\$40,300,012	\$28,616,980	\$(11,683,032)	\$1,515,349	0009-Game, Fish, Water Safety Ac-2020-21 reallocation to address critical base funding needs.
			\$(3,716,679)	0555-Federal Funds-2020-21 reflects only base apportionments (CFDA's 15.605, 15.611, 15.615, 15.626, 15.634, 15.916, 20.219, 97.012 and 97.056).
			\$(9,139,233)	0666-Appropriated Receipts-2020-21 reflects only known receipts.
			\$(365,791)	0777-Interagency Contracts-2020-21 reflects only known IAC's.
			\$23,322	0802-Lic Plate Trust Fund No.0802, est-2020-21 reflects net of revised revenue estimates.
			<b>\$(11,683,032)</b>	<b>Total of Explanation of Biennial Change</b>



**3.A. Strategy Request**  
 86th Regular Session, Agency Submission, Version 1  
 Automated Budget and Evaluation System of Texas (ABEST)

8/27/2018 1:15:02PM

**802 Parks and Wildlife Department**

GOAL: 1 Conserve Fish, Wildlife, and Natural Resources  
 OBJECTIVE: 2 Conserve Aquatic Ecosystems and Fisheries  
 STRATEGY: 4 Coastal Hatcheries Operations

Service Categories:

Service: 37      Income: A.2      Age: B.3

CODE	DESCRIPTION	Exp 2017	Est 2018	Bud 2019	BL 2020	BL 2021
<b>Output Measures:</b>						
KEY 1	Number of Fingerlings Stocked - Coastal Fisheries (in millions)	22.57	19.00	26.00	26.00	26.00
<b>Objects of Expense:</b>						
1001	SALARIES AND WAGES	\$1,662,863	\$1,923,240	\$1,952,722	\$1,950,363	\$1,950,363
1002	OTHER PERSONNEL COSTS	\$52,734	\$57,462	\$55,439	\$55,339	\$55,339
2001	PROFESSIONAL FEES AND SERVICES	\$0	\$11,951	\$11,951	\$11,951	\$11,951
2002	FUELS AND LUBRICANTS	\$31,398	\$41,382	\$41,352	\$41,352	\$41,352
2003	CONSUMABLE SUPPLIES	\$33,945	\$38,015	\$37,715	\$37,715	\$37,715
2004	UTILITIES	\$301,407	\$350,821	\$349,488	\$324,888	\$324,888
2005	TRAVEL	\$13,208	\$16,749	\$16,349	\$16,349	\$16,349
2006	RENT - BUILDING	\$499	\$0	\$0	\$0	\$0
2007	RENT - MACHINE AND OTHER	\$25,419	\$27,200	\$27,200	\$27,200	\$27,200
2009	OTHER OPERATING EXPENSE	\$959,879	\$1,198,614	\$1,141,025	\$1,128,531	\$1,128,531
4000	GRANTS	\$39,571	\$41,896	\$10,000	\$10,000	\$10,000
5000	CAPITAL EXPENDITURES	\$134,912	\$48,500	\$0	\$0	\$0
<b>TOTAL, OBJECT OF EXPENSE</b>		<b>\$3,255,835</b>	<b>\$3,755,830</b>	<b>\$3,643,241</b>	<b>\$3,603,688</b>	<b>\$3,603,688</b>

**3.A. Strategy Request**  
 86th Regular Session, Agency Submission, Version 1  
 Automated Budget and Evaluation System of Texas (ABEST)

8/27/2018 1:15:02PM

**802 Parks and Wildlife Department**

GOAL: 1 Conserve Fish, Wildlife, and Natural Resources  
 OBJECTIVE: 2 Conserve Aquatic Ecosystems and Fisheries  
 STRATEGY: 4 Coastal Hatcheries Operations

Service Categories:

Service: 37      Income: A.2      Age: B.3

CODE	DESCRIPTION	Exp 2017	Est 2018	Bud 2019	BL 2020	BL 2021
<b>Method of Financing:</b>						
9	Game,Fish,Water Safety Ac	\$1,851,941	\$2,036,202	\$2,090,385	\$2,066,470	\$2,066,470
<b>SUBTOTAL, MOF (GENERAL REVENUE FUNDS - DEDICATED)</b>		<b>\$1,851,941</b>	<b>\$2,036,202</b>	<b>\$2,090,385</b>	<b>\$2,066,470</b>	<b>\$2,066,470</b>
<b>Method of Financing:</b>						
555	Federal Funds					
	15.605.000 Sport Fish Restoration	\$1,304,809	\$1,519,781	\$1,465,856	\$1,455,118	\$1,455,118
CFDA Subtotal, Fund	555	\$1,304,809	\$1,519,781	\$1,465,856	\$1,455,118	\$1,455,118
<b>SUBTOTAL, MOF (FEDERAL FUNDS)</b>		<b>\$1,304,809</b>	<b>\$1,519,781</b>	<b>\$1,465,856</b>	<b>\$1,455,118</b>	<b>\$1,455,118</b>
<b>Method of Financing:</b>						
666	Appropriated Receipts	\$99,085	\$199,847	\$87,000	\$82,100	\$82,100
<b>SUBTOTAL, MOF (OTHER FUNDS)</b>		<b>\$99,085</b>	<b>\$199,847</b>	<b>\$87,000</b>	<b>\$82,100</b>	<b>\$82,100</b>
<b>TOTAL, METHOD OF FINANCE (INCLUDING RIDERS)</b>					<b>\$3,603,688</b>	<b>\$3,603,688</b>
<b>TOTAL, METHOD OF FINANCE (EXCLUDING RIDERS)</b>		<b>\$3,255,835</b>	<b>\$3,755,830</b>	<b>\$3,643,241</b>	<b>\$3,603,688</b>	<b>\$3,603,688</b>
<b>FULL TIME EQUIVALENT POSITIONS:</b>		<b>33.3</b>	<b>39.0</b>	<b>39.0</b>	<b>40.0</b>	<b>40.0</b>

**3.A. Strategy Request**  
 86th Regular Session, Agency Submission, Version 1  
 Automated Budget and Evaluation System of Texas (ABEST)

8/27/2018 1:15:02PM

**802 Parks and Wildlife Department**

GOAL: 1 Conserve Fish, Wildlife, and Natural Resources  
 OBJECTIVE: 2 Conserve Aquatic Ecosystems and Fisheries  
 STRATEGY: 4 Coastal Hatcheries Operations

Service Categories:

Service: 37      Income: A.2      Age: B.3

CODE	DESCRIPTION	Exp 2017	Est 2018	Bud 2019	BL 2020	BL 2021
------	-------------	----------	----------	----------	---------	---------

**STRATEGY DESCRIPTION AND JUSTIFICATION:**

Coastal hatchery operations stock fish in public waters for anglers' recreational enjoyment and the fishing industry's economic benefit. The hatcheries maintain and enhance existing fish stocks in selected marine habitats while continuously evaluating the impact of fish stocking on resident populations and fishing success. The Coastal Fisheries Division operates marine fish hatcheries in Corpus Christi (Marine Development Center), Lake Jackson (Sea Center Texas) and Palacios (Perry R. Bass Marine Fisheries Research Station). This strategy is authorized under provisions of the Parks and Wildlife Code, including but not limited to §11.0181, 12.001, and Chapter 81.

**EXTERNAL/INTERNAL FACTORS IMPACTING STRATEGY:**

Factors impacting activities in this strategy include weather conditions such as freezing temperatures, floods and drought, red and brown tide events, and extended loss of power as a result of hurricane damage or other events, which affect water quality and in turn, fingerling production levels. In addition, ongoing maintenance and repairs are necessary to keep hatcheries operational. The timing and extent of maintenance and repair work can also impact fingerling production.

**3.A. Strategy Request**  
 86th Regular Session, Agency Submission, Version 1  
 Automated Budget and Evaluation System of Texas (ABEST)

8/27/2018 1:15:02PM

**802 Parks and Wildlife Department**

GOAL: 1 Conserve Fish, Wildlife, and Natural Resources  
 OBJECTIVE: 2 Conserve Aquatic Ecosystems and Fisheries  
 STRATEGY: 4 Coastal Hatcheries Operations

Service Categories:

Service: 37      Income: A.2      Age: B.3

CODE	DESCRIPTION	Exp 2017	Est 2018	Bud 2019	BL 2020	BL 2021
------	-------------	----------	----------	----------	---------	---------

**EXPLANATION OF BIENNIAL CHANGE (includes Rider amounts):**

<u>STRATEGY BIENNIAL TOTAL - ALL FUNDS</u>		<u>BIENNIAL CHANGE</u>	<u>EXPLANATION OF BIENNIAL CHANGE</u>	
<u>Base Spending (Est 2018 + Bud 2019)</u>	<u>Baseline Request (BL 2020 + BL 2021)</u>		<u>\$ Amount</u>	<u>Explanation(s) of Amount (must specify MOFs and FTEs)</u>
\$7,399,071	\$7,207,376	\$(191,695)	\$6,353	0009-Game, Fish, Water Safety Ac-2020-21 strategy adjustment.
			\$(75,401)	0555-Federal Funds-2020-21 reflects only base apportionments (CFDA's 15.605, 15.611, 15.615, 15.626, 15.634, 15.916, 20.219, 97.012 and 97.056).
			\$(122,647)	0666-Appropriated Receipts-2020-21 reflects only known receipts.
			<b>\$(191,695)</b>	<b>Total of Explanation of Biennial Change</b>

**3.A. Strategy Request**  
 86th Regular Session, Agency Submission, Version 1  
 Automated Budget and Evaluation System of Texas (ABEST)

8/27/2018 1:15:02PM

**802 Parks and Wildlife Department**

GOAL: 2 Access to State and Local Parks

OBJECTIVE: 1 Ensure Sites Are Open and Safe

STRATEGY: 1 State Parks, Historic Sites and State Natural Area Operations

Service Categories:

Service: 37

Income: A.2

Age: B.3

CODE	DESCRIPTION	Exp 2017	Est 2018	Bud 2019	BL 2020	BL 2021
<b>Output Measures:</b>						
1	Number of State Parks in Operation	74.00	91.00	91.00	91.00	91.00
2	# Served by Skills Training and Pgms at State Parks/Historic Sites	593,000.00	715,125.00	722,276.00	729,499.00	736,794.00
<b>Efficiency Measures:</b>						
1	Percent of Operating Costs for State Parks Recovered from Revenues	57.33 %	51.88 %	56.80 %	54.76 %	54.84 %
<b>Explanatory/Input Measures:</b>						
KEY 1	Number of Paid Park Visits (in millions)	5.48	4.94	5.21	5.38	5.38
2	Amount of Fee Revenue Collected from State Park Users (in Millions)	56.20	50.20	53.20	54.90	54.90
3	Number of Park Visits Not Subject to Fees	4.22	3.89	4.06	4.19	4.19
<b>Objects of Expense:</b>						
1001	SALARIES AND WAGES	\$45,753,051	\$47,628,603	\$49,164,290	\$50,823,879	\$50,823,879
1002	OTHER PERSONNEL COSTS	\$2,144,101	\$1,304,037	\$1,282,662	\$1,282,662	\$1,282,662
2001	PROFESSIONAL FEES AND SERVICES	\$131,998	\$0	\$79,743	\$79,743	\$79,743
2002	FUELS AND LUBRICANTS	\$1,170,537	\$1,666,055	\$1,617,254	\$1,720,254	\$1,720,254
2003	CONSUMABLE SUPPLIES	\$1,141,107	\$1,038,900	\$1,073,223	\$1,073,223	\$1,073,223

**3.A. Strategy Request**  
 86th Regular Session, Agency Submission, Version 1  
 Automated Budget and Evaluation System of Texas (ABEST)

8/27/2018 1:15:02PM

**802 Parks and Wildlife Department**

GOAL: 2 Access to State and Local Parks

OBJECTIVE: 1 Ensure Sites Are Open and Safe

STRATEGY: 1 State Parks, Historic Sites and State Natural Area Operations

Service Categories:

Service: 37

Income: A.2

Age: B.3

CODE	DESCRIPTION	Exp 2017	Est 2018	Bud 2019	BL 2020	BL 2021
2004	UTILITIES	\$5,918,587	\$7,038,479	\$6,599,879	\$6,599,879	\$6,599,879
2005	TRAVEL	\$711,257	\$910,909	\$970,374	\$1,021,281	\$1,021,281
2006	RENT - BUILDING	\$90,890	\$37,657	\$30,316	\$30,316	\$30,316
2007	RENT - MACHINE AND OTHER	\$345,556	\$392,586	\$313,185	\$313,185	\$313,185
2009	OTHER OPERATING EXPENSE	\$15,667,849	\$16,523,665	\$12,006,440	\$16,288,742	\$16,170,740
3002	FOOD FOR PERSONS - WARDS OF STATE	\$7,537	\$4,750	\$7,750	\$7,750	\$7,750
4000	GRANTS	\$54,825	\$22,654	\$0	\$88,600	\$55,500
5000	CAPITAL EXPENDITURES	\$3,140,138	\$2,236,720	\$2,024,089	\$2,024,089	\$2,024,089
<b>TOTAL, OBJECT OF EXPENSE</b>		<b>\$76,277,433</b>	<b>\$78,805,015</b>	<b>\$75,169,205</b>	<b>\$81,353,603</b>	<b>\$81,202,501</b>
<b>Method of Financing:</b>						
400	Sporting Good Tax-State	\$60,609,684	\$59,989,094	\$60,006,027	\$67,541,527	\$67,541,526
8016	URMFT	\$2,295,816	\$0	\$0	\$0	\$0
<b>SUBTOTAL, MOF (GENERAL REVENUE FUNDS)</b>		<b>\$62,905,500</b>	<b>\$59,989,094</b>	<b>\$60,006,027</b>	<b>\$67,541,527</b>	<b>\$67,541,526</b>
<b>Method of Financing:</b>						
64	State Parks Acct	\$11,929,983	\$14,976,212	\$14,778,518	\$13,271,470	\$13,271,469
<b>SUBTOTAL, MOF (GENERAL REVENUE FUNDS - DEDICATED)</b>		<b>\$11,929,983</b>	<b>\$14,976,212</b>	<b>\$14,778,518</b>	<b>\$13,271,470</b>	<b>\$13,271,469</b>

**3.A. Strategy Request**  
 86th Regular Session, Agency Submission, Version 1  
 Automated Budget and Evaluation System of Texas (ABEST)

8/27/2018 1:15:02PM

**802 Parks and Wildlife Department**

GOAL: 2 Access to State and Local Parks

OBJECTIVE: 1 Ensure Sites Are Open and Safe

STRATEGY: 1 State Parks, Historic Sites and State Natural Area Operations

Service Categories:

Service: 37

Income: A.2

Age: B.3

CODE	DESCRIPTION	Exp 2017	Est 2018	Bud 2019	BL 2020	BL 2021
<b>Method of Financing:</b>						
555	Federal Funds					
15.634.000	State Wildlife Grants	\$225,094	\$177,295	\$198,906	\$198,906	\$198,906
15.925.001	Audio Tours for Battleship TEXAS	\$0	\$49,455	\$0	\$0	\$0
97.036.000	Public Assistance Grants	\$0	\$763,041	\$0	\$0	\$0
CFDA Subtotal, Fund	555	\$225,094	\$989,791	\$198,906	\$198,906	\$198,906
<b>SUBTOTAL, MOF (FEDERAL FUNDS)</b>		<b>\$225,094</b>	<b>\$989,791</b>	<b>\$198,906</b>	<b>\$198,906</b>	<b>\$198,906</b>
<b>Method of Financing:</b>						
666	Appropriated Receipts	\$983,123	\$2,545,019	\$0	\$0	\$0
777	Interagency Contracts	\$21,000	\$69,321	\$0	\$0	\$0
802	Lic Plate Trust Fund No. 0802, est	\$212,733	\$235,578	\$185,754	\$341,700	\$190,600
<b>SUBTOTAL, MOF (OTHER FUNDS)</b>		<b>\$1,216,856</b>	<b>\$2,849,918</b>	<b>\$185,754</b>	<b>\$341,700</b>	<b>\$190,600</b>
<b>Rider Appropriations:</b>						
64	State Parks Acct					
701	1 Payments to State Park Business System Vendor (s)				\$0	\$0
<b>TOTAL, RIDER &amp; UNEXPENDED BALANCES APPROP</b>					<b>\$0</b>	<b>\$0</b>

**3.A. Strategy Request**  
 86th Regular Session, Agency Submission, Version 1  
 Automated Budget and Evaluation System of Texas (ABEST)

8/27/2018 1:15:02PM

---

**802 Parks and Wildlife Department**

GOAL: 2 Access to State and Local Parks

OBJECTIVE: 1 Ensure Sites Are Open and Safe

STRATEGY: 1 State Parks, Historic Sites and State Natural Area Operations

Service Categories:

Service: 37      Income: A.2      Age: B.3

CODE	DESCRIPTION	Exp 2017	Est 2018	Bud 2019	BL 2020	BL 2021
<b>TOTAL, METHOD OF FINANCE (INCLUDING RIDERS)</b>					<b>\$81,353,603</b>	<b>\$81,202,501</b>
<b>TOTAL, METHOD OF FINANCE (EXCLUDING RIDERS)</b>		<b>\$76,277,433</b>	<b>\$78,805,015</b>	<b>\$75,169,205</b>	<b>\$81,353,603</b>	<b>\$81,202,501</b>
<b>FULL TIME EQUIVALENT POSITIONS:</b>		<b>1,144.3</b>	<b>1,240.2</b>	<b>1,240.2</b>	<b>1,234.2</b>	<b>1,234.2</b>

**STRATEGY DESCRIPTION AND JUSTIFICATION:**

This strategy request includes funding to operate and maintain state parks, historic sites and state natural areas, including protecting and informing visitors of the natural and cultural resources on state park properties and providing recreational opportunities for the general public now and in the future. Field and program staff implement State Park programs and projects; manage cultural and natural resources; provide interpretive programs, services and exhibits that tell the story and explain the significance of each site; provide voluntary compliance and enforcement actions to provide a safe, secure environment for visitors; and ensure the delivery of customer, business, and recreational program services.

This strategy is authorized under provisions of the Parks and Wildlife Code, including but not limited to §11.0181, and Chapters 13, 21 and 22; as well as portions of the Tax Code related to disposition of sporting goods sales tax proceeds (§151.801).

**EXTERNAL/INTERNAL FACTORS IMPACTING STRATEGY:**



**3.A. Strategy Request**  
 86th Regular Session, Agency Submission, Version 1  
 Automated Budget and Evaluation System of Texas (ABEST)

8/27/2018 1:15:02PM

---

**802 Parks and Wildlife Department**

GOAL: 2 Access to State and Local Parks

OBJECTIVE: 1 Ensure Sites Are Open and Safe

STRATEGY: 1 State Parks, Historic Sites and State Natural Area Operations

Service Categories:

Service: 37      Income: A.2      Age: B.3

CODE	DESCRIPTION	Exp 2017	Est 2018	Bud 2019	BL 2020	BL 2021
------	-------------	----------	----------	----------	---------	---------

Extreme weather conditions and the funding available for maintenance affect TPWD’s ability to keep facilities safe and open to the public and impacts visitation and associated revenue generated for State Parks Account 64. In 2017 Hurricane Harvey impacted 16 sites resulting in park closures lasting from a few days up to six months.

Demographic changes also impact park operations and conservation efforts, as population growth and urbanization increase demand for access to public lands, especially near major population centers. Development near existing parks increases pressure on wildlife habitat and raises the risk of property damage due to wildland fires.

Increased park use increases costs for utilities, consumable supplies, staffing and maintenance. We must balance rising costs of labor and materials, long-term deferred maintenance, weather-related damages with increased demand. Sustained and reliable funding through full appropriations of SGST, earned revenue and strategic use of Fund 64 balances as reflected in exceptional item requests offer a path to meet construction, maintenance, operations, and customer demands effectively.

TPWD anticipates implementing a new business management software contract in January 2019. This contract is structured on a percent of revenue basis; therefore it is imperative that TPWD be provided flexibility to grow authority to pay contract costs when revenues increase/decrease.

Five undeveloped state parks require funding for staffing and facility development before they will be available for public use and growing demand .

**3.A. Strategy Request**  
 86th Regular Session, Agency Submission, Version 1  
 Automated Budget and Evaluation System of Texas (ABEST)

8/27/2018 1:15:02PM

**802 Parks and Wildlife Department**

GOAL: 2 Access to State and Local Parks

OBJECTIVE: 1 Ensure Sites Are Open and Safe

STRATEGY: 1 State Parks, Historic Sites and State Natural Area Operations

Service Categories:

Service: 37      Income: A.2      Age: B.3

CODE	DESCRIPTION	Exp 2017	Est 2018	Bud 2019	BL 2020	BL 2021
------	-------------	----------	----------	----------	---------	---------

**EXPLANATION OF BIENNIAL CHANGE (includes Rider amounts):**

<u>STRATEGY BIENNIAL TOTAL - ALL FUNDS</u>		<u>BIENNIAL CHANGE</u>	<u>EXPLANATION OF BIENNIAL CHANGE</u>	
<u>Base Spending (Est 2018 + Bud 2019)</u>	<u>Baseline Request (BL 2020 + BL 2021)</u>		<u>\$ Amount</u>	<u>Explanation(s) of Amount (must specify MOFs and FTEs)</u>
\$153,974,220	\$162,556,104	\$8,581,884	\$15,087,932	0400-Sporting Good Tax-State-2020-21 reallocated from Goal D to critical operational base funding needs in State Parks and MOF reallocation to align correct funding w/ strategies and proportionality.
			\$(3,211,791)	0640-State Parks Acct-2020-21 MOF reallocation to align correct funding with strategies and proportionality requirements.
			\$(790,885)	0555-Federal Funds-2020-21 reflects only base apportionments (CFDA's 15.605, 15.611, 15.615, 15.626, 15.634, 15.916, 20.219, 97.012 and 97.056).
			\$(2,545,019)	0666-Appropriated Receipts-2020-21 reflects only known receipts.
			\$(69,321)	0777-Interagency Contracts-2020-21 reflects only known IAC's.

**3.A. Strategy Request**  
 86th Regular Session, Agency Submission, Version 1  
 Automated Budget and Evaluation System of Texas (ABEST)

8/27/2018 1:15:02PM

---

**802 Parks and Wildlife Department**

GOAL: 2 Access to State and Local Parks

OBJECTIVE: 1 Ensure Sites Are Open and Safe

STRATEGY: 1 State Parks, Historic Sites and State Natural Area Operations

Service Categories:

Service: 37      Income: A.2      Age: B.3

CODE	DESCRIPTION	Exp 2017	Est 2018	Bud 2019	BL 2020	BL 2021
	\$153,974,220	\$162,556,104	\$8,581,884	\$110,968	0802-Lic Plate Trust Fund No.0802, est-2020-21 reflects net of revised revenue estimates.	
			<b>\$8,581,884</b>		<b>Total of Explanation of Biennial Change</b>	

**3.A. Strategy Request**  
 86th Regular Session, Agency Submission, Version 1  
 Automated Budget and Evaluation System of Texas (ABEST)

8/27/2018 1:15:02PM

**802 Parks and Wildlife Department**

GOAL: 2 Access to State and Local Parks  
 OBJECTIVE: 1 Ensure Sites Are Open and Safe  
 STRATEGY: 2 Parks Minor Repair Program

Service Categories:

Service: 37      Income: A.2      Age: B.3

CODE	DESCRIPTION	Exp 2017	Est 2018	Bud 2019	BL 2020	BL 2021
<b>Output Measures:</b>						
KEY 1	Number of Funded State Park Minor Repair Projects Completed	59.00	113.00	175.00	88.00	158.00
2	Number of Minor Repair Projects Managed	280.00	237.00	234.00	176.00	211.00
<b>Objects of Expense:</b>						
1001	SALARIES AND WAGES	\$1,020,224	\$646,188	\$647,150	\$662,056	\$662,056
1002	OTHER PERSONNEL COSTS	\$43,518	\$25,696	\$18,673	\$18,673	\$18,673
2001	PROFESSIONAL FEES AND SERVICES	\$69,310	\$0	\$0	\$0	\$0
2002	FUELS AND LUBRICANTS	\$5,216	\$0	\$0	\$0	\$0
2003	CONSUMABLE SUPPLIES	\$2,821	\$0	\$0	\$0	\$0
2004	UTILITIES	\$130,689	\$0	\$0	\$0	\$0
2005	TRAVEL	\$5,145	\$0	\$0	\$0	\$0
2007	RENT - MACHINE AND OTHER	\$10,279	\$0	\$0	\$0	\$0
2009	OTHER OPERATING EXPENSE	\$3,680,602	\$4,370,089	\$4,291,645	\$4,302,484	\$4,302,484
5000	CAPITAL EXPENDITURES	\$24,977	\$90,181	\$0	\$0	\$0
<b>TOTAL, OBJECT OF EXPENSE</b>		<b>\$4,992,781</b>	<b>\$5,132,154</b>	<b>\$4,957,468</b>	<b>\$4,983,213</b>	<b>\$4,983,213</b>

**Method of Financing:**

**3.A. Strategy Request**  
 86th Regular Session, Agency Submission, Version 1  
 Automated Budget and Evaluation System of Texas (ABEST)

8/27/2018 1:15:02PM

**802 Parks and Wildlife Department**

GOAL: 2 Access to State and Local Parks  
 OBJECTIVE: 1 Ensure Sites Are Open and Safe  
 STRATEGY: 2 Parks Minor Repair Program

Service Categories:

Service: 37      Income: A.2      Age: B.3

CODE	DESCRIPTION	Exp 2017	Est 2018	Bud 2019	BL 2020	BL 2021
400	Sporting Good Tax-State	\$185,891	\$81,916	\$80,715	\$103,853	\$103,853
<b>SUBTOTAL, MOF (GENERAL REVENUE FUNDS)</b>		<b>\$185,891</b>	<b>\$81,916</b>	<b>\$80,715</b>	<b>\$103,853</b>	<b>\$103,853</b>
<b>Method of Financing:</b>						
64	State Parks Acct	\$4,140,022	\$3,971,277	\$4,586,753	\$4,589,560	\$4,589,560
<b>SUBTOTAL, MOF (GENERAL REVENUE FUNDS - DEDICATED)</b>		<b>\$4,140,022</b>	<b>\$3,971,277</b>	<b>\$4,586,753</b>	<b>\$4,589,560</b>	<b>\$4,589,560</b>
<b>Method of Financing:</b>						
555	Federal Funds					
	20.219.000 National Recreational Tr	\$399,298	\$747,757	\$0	\$0	\$0
	97.036.000 Public Assistance Grants	\$0	\$388	\$0	\$0	\$0
CFDA Subtotal, Fund	555	\$399,298	\$748,145	\$0	\$0	\$0
<b>SUBTOTAL, MOF (FEDERAL FUNDS)</b>		<b>\$399,298</b>	<b>\$748,145</b>	<b>\$0</b>	<b>\$0</b>	<b>\$0</b>
<b>Method of Financing:</b>						
666	Appropriated Receipts	\$267,570	\$330,816	\$290,000	\$289,800	\$289,800
<b>SUBTOTAL, MOF (OTHER FUNDS)</b>		<b>\$267,570</b>	<b>\$330,816</b>	<b>\$290,000</b>	<b>\$289,800</b>	<b>\$289,800</b>

**3.A. Strategy Request**  
 86th Regular Session, Agency Submission, Version 1  
 Automated Budget and Evaluation System of Texas (ABEST)

8/27/2018 1:15:02PM

---

**802 Parks and Wildlife Department**

GOAL: 2 Access to State and Local Parks  
 OBJECTIVE: 1 Ensure Sites Are Open and Safe  
 STRATEGY: 2 Parks Minor Repair Program

Service Categories:

Service: 37      Income: A.2      Age: B.3

CODE	DESCRIPTION	Exp 2017	Est 2018	Bud 2019	BL 2020	BL 2021
<b>TOTAL, METHOD OF FINANCE (INCLUDING RIDERS)</b>					<b>\$4,983,213</b>	<b>\$4,983,213</b>
<b>TOTAL, METHOD OF FINANCE (EXCLUDING RIDERS)</b>		<b>\$4,992,781</b>	<b>\$5,132,154</b>	<b>\$4,957,468</b>	<b>\$4,983,213</b>	<b>\$4,983,213</b>
<b>FULL TIME EQUIVALENT POSITIONS:</b>		<b>18.4</b>	<b>14.0</b>	<b>14.0</b>	<b>14.0</b>	<b>14.0</b>

**STRATEGY DESCRIPTION AND JUSTIFICATION:**

The minor repair program enhances the State Parks Division’s ability to operate and maintain the system of parks, historic sites, and natural areas in an effective manner, which contributes to increased revenue by ensuring that facilities are accessible and are in clean and safe conditions for visitors. The program addresses smaller, immediate repairs that do not lend themselves to the funding levels and execution cycle of Major Projects. Minor Repair funding is crucial to proper upkeep and maintenance, which reduces the likelihood of catastrophic failures, and minimizes costly major repairs.

This strategy is authorized under provisions of the Parks and Wildlife Code including but not limited to Chapters 13 and 22.

**EXTERNAL/INTERNAL FACTORS IMPACTING STRATEGY:**

**3.A. Strategy Request**  
 86th Regular Session, Agency Submission, Version 1  
 Automated Budget and Evaluation System of Texas (ABEST)

8/27/2018 1:15:02PM

**802 Parks and Wildlife Department**

GOAL: 2 Access to State and Local Parks  
 OBJECTIVE: 1 Ensure Sites Are Open and Safe  
 STRATEGY: 2 Parks Minor Repair Program

Service Categories:

Service: 37      Income: A.2      Age: B.3

CODE	DESCRIPTION	Exp 2017	Est 2018	Bud 2019	BL 2020	BL 2021
------	-------------	----------	----------	----------	---------	---------

Sufficient and dependable funding for the repair and maintenance of park, historic and state natural area facilities and infrastructure is vital to the success of this strategy. A 2008 study mandated by Rider 31 of the 2008-09 General Appropriations Act found a need to improve the condition of existing state park facilities and infrastructure and recommended an annual reinvestment of 4 to 6% of the total value of state park assets into repair and replacement projects.

Emergency projects resulting from extreme acts of nature or other unplanned but necessary repairs can impact the availability of funding for scheduled maintenance and minor repairs. General weather conditions will also affect facility use and wear, with resulting fluctuations in revenue.

Complex contracting and purchasing rules, as well as other regulatory requirements can cause administrative delays and can negatively impact program performance. Costs associated with compliance, both in terms of dollars and time, divert resources from delivery to overhead expenses, resulting in less actual investment in repairs and maintenance.

Increased visitation also results in increased wear and tear on park facilities, resulting in cost increases to the agency and the need for additional funding to maintain services.

The division is currently transitioning to a new Minor Repair project management system.

**3.A. Strategy Request**  
 86th Regular Session, Agency Submission, Version 1  
 Automated Budget and Evaluation System of Texas (ABEST)

8/27/2018 1:15:02PM

**802 Parks and Wildlife Department**

GOAL: 2 Access to State and Local Parks  
 OBJECTIVE: 1 Ensure Sites Are Open and Safe  
 STRATEGY: 2 Parks Minor Repair Program

Service Categories:

Service: 37      Income: A.2      Age: B.3

CODE	DESCRIPTION	Exp 2017	Est 2018	Bud 2019	BL 2020	BL 2021
------	-------------	----------	----------	----------	---------	---------

**EXPLANATION OF BIENNIAL CHANGE (includes Rider amounts):**

<u>STRATEGY BIENNIAL TOTAL - ALL FUNDS</u>		<u>BIENNIAL CHANGE</u>	<u>EXPLANATION OF BIENNIAL CHANGE</u>	
<u>Base Spending (Est 2018 + Bud 2019)</u>	<u>Baseline Request (BL 2020 + BL 2021)</u>		<u>\$ Amount</u>	<u>Explanation(s) of Amount (must specify MOFs and FTEs)</u>
\$10,089,622	\$9,966,426	\$(123,196)	\$45,075	0400-Sporting Good Tax-State-2020-21 strategy adjustment.
			\$621,090	0064-State Parks Acct-2018-19 onetime projects transfers to 4-1-1 as the projects exceeded the 100k threshold for minor repair.
			\$(748,145)	0555-Federal Funds-2020-21 reflects only base apportionments (CFDA's 15.605, 15.611, 15.615, 15.626, 15.634, 15.916, 20.219, 97.012 and 97.056).
			\$(41,216)	0666-Appropriated Receipts-2020-21 reflects only known receipts.
			<u>\$(123,196)</u>	<b>Total of Explanation of Biennial Change</b>



**3.A. Strategy Request**  
 86th Regular Session, Agency Submission, Version 1  
 Automated Budget and Evaluation System of Texas (ABEST)

8/27/2018 1:15:02PM

**802 Parks and Wildlife Department**

GOAL: 2 Access to State and Local Parks  
 OBJECTIVE: 1 Ensure Sites Are Open and Safe  
 STRATEGY: 3 Parks Support

Service Categories:

Service: 37      Income: A.2      Age: B.3

CODE	DESCRIPTION	Exp 2017	Est 2018	Bud 2019	BL 2020	BL 2021
<b>Explanatory/Input Measures:</b>						
1	Value of Labor, Cash, Service Contributions to State Parks Activities	10,316,814.00	11,085,049.00	11,189,949.00	11,295,898.00	11,402,907.00
<b>Objects of Expense:</b>						
1001	SALARIES AND WAGES	\$4,205,330	\$4,419,536	\$4,259,048	\$4,596,795	\$4,596,795
1002	OTHER PERSONNEL COSTS	\$251,317	\$134,770	\$136,047	\$136,047	\$136,047
2001	PROFESSIONAL FEES AND SERVICES	\$21,185	\$0	\$1,500	\$1,500	\$1,500
2002	FUELS AND LUBRICANTS	\$23,062	\$28,543	\$28,069	\$28,069	\$28,069
2003	CONSUMABLE SUPPLIES	\$53,314	\$73,288	\$26,350	\$26,350	\$26,350
2004	UTILITIES	\$34,140	\$46,376	\$31,739	\$31,739	\$31,739
2005	TRAVEL	\$80,508	\$113,043	\$121,657	\$121,657	\$121,657
2006	RENT - BUILDING	\$65,156	\$389,300	\$418,463	\$105,447	\$105,447
2007	RENT - MACHINE AND OTHER	\$16,601	\$20,693	\$17,553	\$17,553	\$17,553
2009	OTHER OPERATING EXPENSE	\$921,565	\$816,106	\$584,143	\$639,918	\$639,918
4000	GRANTS	\$5,388	\$16,000	\$19,092	\$19,092	\$19,092
<b>TOTAL, OBJECT OF EXPENSE</b>		<b>\$5,677,566</b>	<b>\$6,057,655</b>	<b>\$5,643,661</b>	<b>\$5,724,167</b>	<b>\$5,724,167</b>

**Method of Financing:**

**3.A. Strategy Request**  
 86th Regular Session, Agency Submission, Version 1  
 Automated Budget and Evaluation System of Texas (ABEST)

8/27/2018 1:15:02PM

**802 Parks and Wildlife Department**

GOAL: 2 Access to State and Local Parks  
 OBJECTIVE: 1 Ensure Sites Are Open and Safe  
 STRATEGY: 3 Parks Support

Service Categories:

Service: 37      Income: A.2      Age: B.3

CODE	DESCRIPTION	Exp 2017	Est 2018	Bud 2019	BL 2020	BL 2021
400	Sporting Good Tax-State	\$51,135	\$0	\$0	\$0	\$0
<b>SUBTOTAL, MOF (GENERAL REVENUE FUNDS)</b>		<b>\$51,135</b>	<b>\$0</b>	<b>\$0</b>	<b>\$0</b>	<b>\$0</b>
<b>Method of Financing:</b>						
64	State Parks Acct	\$5,280,792	\$5,824,544	\$5,643,661	\$5,724,167	\$5,724,167
<b>SUBTOTAL, MOF (GENERAL REVENUE FUNDS - DEDICATED)</b>		<b>\$5,280,792</b>	<b>\$5,824,544</b>	<b>\$5,643,661</b>	<b>\$5,724,167</b>	<b>\$5,724,167</b>
<b>Method of Financing:</b>						
666	Appropriated Receipts	\$345,639	\$233,111	\$0	\$0	\$0
<b>SUBTOTAL, MOF (OTHER FUNDS)</b>		<b>\$345,639</b>	<b>\$233,111</b>	<b>\$0</b>	<b>\$0</b>	<b>\$0</b>
<b>TOTAL, METHOD OF FINANCE (INCLUDING RIDERS)</b>					<b>\$5,724,167</b>	<b>\$5,724,167</b>
<b>TOTAL, METHOD OF FINANCE (EXCLUDING RIDERS)</b>		<b>\$5,677,566</b>	<b>\$6,057,655</b>	<b>\$5,643,661</b>	<b>\$5,724,167</b>	<b>\$5,724,167</b>
<b>FULL TIME EQUIVALENT POSITIONS:</b>		<b>68.1</b>	<b>69.0</b>	<b>69.0</b>	<b>75.0</b>	<b>75.0</b>
<b>STRATEGY DESCRIPTION AND JUSTIFICATION:</b>						

**3.A. Strategy Request**  
 86th Regular Session, Agency Submission, Version 1  
 Automated Budget and Evaluation System of Texas (ABEST)

8/27/2018 1:15:02PM

**802 Parks and Wildlife Department**

GOAL: 2 Access to State and Local Parks  
 OBJECTIVE: 1 Ensure Sites Are Open and Safe  
 STRATEGY: 3 Parks Support

Service Categories:

Service: 37      Income: A.2      Age: B.3

CODE	DESCRIPTION	Exp 2017	Est 2018	Bud 2019	BL 2020	BL 2021
------	-------------	----------	----------	----------	---------	---------

This strategy includes the State Parks Division’s management of the functions and programs that directly support park operations, including the directed oversight over natural and cultural resources management, historic sites management, interpretive planning and exhibit design management, park law enforcement management, customer contact management, budget and procurement, human resource management, field support training, volunteer recruitment, safety and FEMA coordination, and management of business activities. This strategy is authorized under provisions of the Parks and Wildlife Code, including §11.081 and Chapters 13 and 22.

**EXTERNAL/INTERNAL FACTORS IMPACTING STRATEGY:**

Improvements to the division’s business information systems have allowed for greater data extraction capability. Correspondingly, demand for information from within the agency and from external sources has increased. The volume of these requests is at times significant considering the limited human resources currently being funded for such activities, resulting in cost increases to the agency and the need for exceptional item funding.

**EXPLANATION OF BIENNIAL CHANGE (includes Rider amounts):**

<u>STRATEGY BIENNIAL TOTAL - ALL FUNDS</u>		<u>BIENNIAL CHANGE</u>	<u>EXPLANATION OF BIENNIAL CHANGE</u>	
<u>Base Spending (Est 2018 + Bud 2019)</u>	<u>Baseline Request (BL 2020 + BL 2021)</u>		<u>\$ Amount</u>	<u>Explanation(s) of Amount (must specify MOFs and FTEs)</u>
\$11,701,316	\$11,448,334	\$(252,982)	\$(19,871)	0064-State Parks Acct-2020-21 strategy adjustment.
			\$(233,111)	0666-Appropriated Receipts-2020-21 reflects only known receipts.
			<b>\$(252,982)</b>	<b>Total of Explanation of Biennial Change</b>

**3.A. Strategy Request**  
 86th Regular Session, Agency Submission, Version 1  
 Automated Budget and Evaluation System of Texas (ABEST)

8/27/2018 1:15:02PM

**802 Parks and Wildlife Department**

GOAL: 2 Access to State and Local Parks  
 OBJECTIVE: 2 Provide funding and support for local parks  
 STRATEGY: 1 Provide Local Park Grants

Service Categories:

Service: 37      Income: A.2      Age: B.3

CODE	DESCRIPTION	Exp 2017	Est 2018	Bud 2019	BL 2020	BL 2021
<b>Output Measures:</b>						
KEY 1	Number of Grant Assisted Projects Completed	22.00	26.00	27.00	28.00	28.00
<b>Efficiency Measures:</b>						
1	Program Costs as a Percent of Total Grant Dollars Awarded	3.96 %	4.38 %	7.73 %	6.40 %	6.40 %
<b>Objects of Expense:</b>						
1001	SALARIES AND WAGES	\$579,173	\$960,682	\$966,834	\$966,834	\$966,834
1002	OTHER PERSONNEL COSTS	\$45,764	\$17,960	\$23,338	\$23,338	\$23,338
2001	PROFESSIONAL FEES AND SERVICES	\$2,142	\$177,000	\$18,000	\$18,000	\$18,000
2002	FUELS AND LUBRICANTS	\$3,391	\$5,000	\$5,000	\$5,000	\$5,000
2003	CONSUMABLE SUPPLIES	\$1,922	\$2,500	\$2,500	\$2,500	\$2,500
2004	UTILITIES	\$13,456	\$10,000	\$10,000	\$10,000	\$10,000
2005	TRAVEL	\$37,909	\$35,000	\$35,000	\$35,000	\$35,000
2006	RENT - BUILDING	\$0	\$0	\$100	\$100	\$100
2007	RENT - MACHINE AND OTHER	\$3,945	\$4,000	\$4,000	\$4,000	\$4,000
2009	OTHER OPERATING EXPENSE	\$166,203	\$2,492,316	\$2,468,753	\$2,580,139	\$2,580,139
4000	GRANTS	\$20,579,552	\$19,300,514	\$10,818,351	\$8,599,000	\$8,599,000
5000	CAPITAL EXPENDITURES	\$30,650	\$0	\$0	\$0	\$0

**3.A. Strategy Request**  
 86th Regular Session, Agency Submission, Version 1  
 Automated Budget and Evaluation System of Texas (ABEST)

8/27/2018 1:15:02PM

**802 Parks and Wildlife Department**

GOAL: 2 Access to State and Local Parks  
 OBJECTIVE: 2 Provide funding and support for local parks  
 STRATEGY: 1 Provide Local Park Grants

Service Categories:  
 Service: 37      Income: A.2      Age: B.3

CODE	DESCRIPTION	Exp 2017	Est 2018	Bud 2019	BL 2020	BL 2021
<b>TOTAL, OBJECT OF EXPENSE</b>		<b>\$21,464,107</b>	<b>\$23,004,972</b>	<b>\$14,351,876</b>	<b>\$12,243,911</b>	<b>\$12,243,911</b>
<b>Method of Financing:</b>						
1	General Revenue Fund	\$250,000	\$0	\$0	\$0	\$0
401	Sporting Good Tax-Local	\$10,531,950	\$7,890,877	\$7,890,877	\$6,993,034	\$6,993,034
402	Sporting Good Tax Transfer to 5150	\$10,009,592	\$4,060,235	\$4,060,235	\$2,850,113	\$2,850,113
<b>SUBTOTAL, MOF (GENERAL REVENUE FUNDS)</b>		<b>\$20,791,542</b>	<b>\$11,951,112</b>	<b>\$11,951,112</b>	<b>\$9,843,147</b>	<b>\$9,843,147</b>
<b>Method of Financing:</b>						
5150	Lrg County & Municipal Rec & Parks	\$(26,364)	\$0	\$0	\$0	\$0
<b>SUBTOTAL, MOF (GENERAL REVENUE FUNDS - DEDICATED)</b>		<b>\$(26,364)</b>	<b>\$0</b>	<b>\$0</b>	<b>\$0</b>	<b>\$0</b>
<b>Method of Financing:</b>						
555	Federal Funds					
	15.916.000 Outdoor Recreation_Acquis	\$698,929	\$11,053,860	\$2,400,764	\$2,400,764	\$2,400,764
CFDA Subtotal, Fund	555	\$698,929	\$11,053,860	\$2,400,764	\$2,400,764	\$2,400,764
<b>SUBTOTAL, MOF (FEDERAL FUNDS)</b>		<b>\$698,929</b>	<b>\$11,053,860</b>	<b>\$2,400,764</b>	<b>\$2,400,764</b>	<b>\$2,400,764</b>

**3.A. Strategy Request**  
 86th Regular Session, Agency Submission, Version 1  
 Automated Budget and Evaluation System of Texas (ABEST)

8/27/2018 1:15:02PM

**802 Parks and Wildlife Department**

GOAL: 2 Access to State and Local Parks  
 OBJECTIVE: 2 Provide funding and support for local parks  
 STRATEGY: 1 Provide Local Park Grants

Service Categories:

Service: 37      Income: A.2      Age: B.3

CODE	DESCRIPTION	Exp 2017	Est 2018	Bud 2019	BL 2020	BL 2021
<b>TOTAL, METHOD OF FINANCE (INCLUDING RIDERS)</b>					<b>\$12,243,911</b>	<b>\$12,243,911</b>
<b>TOTAL, METHOD OF FINANCE (EXCLUDING RIDERS)</b>		<b>\$21,464,107</b>	<b>\$23,004,972</b>	<b>\$14,351,876</b>	<b>\$12,243,911</b>	<b>\$12,243,911</b>
<b>FULL TIME EQUIVALENT POSITIONS:</b>		<b>8.7</b>	<b>10.0</b>	<b>10.0</b>	<b>12.0</b>	<b>12.0</b>

**STRATEGY DESCRIPTION AND JUSTIFICATION:**

Local parks provide valuable outdoor recreational and educational opportunities for communities and are the “frontline” in a nationwide system of parks including state and national parks. This strategy reflects amounts requested for the Outdoor and Indoor Recreation Grants, Regional Park Grants, and Small Community Park Grants programs. These programs provide 50% matching grants to local governments and other entities to (1) acquire and develop parkland or renovate existing public recreation areas; (2) construct recreation centers and other facilities; (3) create large recreation areas, regional systems of parks, and conservations areas with trail linkages, and (4) develop or beautify parkland, respectively. This strategy is authorized by provisions of the Parks and Wildlife Code, including Chapter 24.

**EXTERNAL/INTERNAL FACTORS IMPACTING STRATEGY:**

As the population of the state grows, competition for grant funds is expected to increase as demand for local recreational opportunities also rise, particularly in rapidly developing communities without existing recreational resources. Local parks provide valuable social and recreational venues for communities. They have been found to contribute to the physical, social and mental well-being of residents, as well as creating positive economic impacts in communities. The provision of 50% state matching grants has strong public support and is an effective method to leverage state funding to obtain these positive outcomes for Texas communities . Current demand for grant assistance far exceeds the available funds and as a result, many worthy projects presented by local governments do not receive department assistance.

**3.A. Strategy Request**  
 86th Regular Session, Agency Submission, Version 1  
 Automated Budget and Evaluation System of Texas (ABEST)

8/27/2018 1:15:02PM

**802 Parks and Wildlife Department**

GOAL: 2 Access to State and Local Parks  
 OBJECTIVE: 2 Provide funding and support for local parks  
 STRATEGY: 1 Provide Local Park Grants

Service Categories:  
 Service: 37      Income: A.2      Age: B.3

CODE	DESCRIPTION	Exp 2017	Est 2018	Bud 2019	BL 2020	BL 2021
------	-------------	----------	----------	----------	---------	---------

**EXPLANATION OF BIENNIAL CHANGE (includes Rider amounts):**

<u>STRATEGY BIENNIAL TOTAL - ALL FUNDS</u>		<u>BIENNIAL CHANGE</u>	<u>EXPLANATION OF BIENNIAL CHANGE</u>	
<u>Base Spending (Est 2018 + Bud 2019)</u>	<u>Baseline Request (BL 2020 + BL 2021)</u>		<u>\$ Amount</u>	<u>Explanation(s) of Amount (must specify MOFs and FTEs)</u>
\$37,356,848	\$24,487,822	\$(12,869,026)	\$(1,795,686)	0401-Sporting Good Tax-Local-2020-21 reallocation of funds to 4-1-1 to address critical capital construction projects and shift from fund 5150 to address increase demand in local grant funding (0467).
			\$(2,420,244)	0402-Sporting Good Tax-Transfer to 5150-2020-21 reallocation to fund 0467 to address increase in local park grant demand opposed to large municipality grants.
			\$(8,653,096)	0555-Federal Funds-2020-21 reflects only base apportionments (CFDA's 15.605, 15.611, 15.615, 15.626, 15.634, 15.916, 20.219, 97.012 and 97.056).
			<b>\$(12,869,026)</b>	<b>Total of Explanation of Biennial Change</b>

**3.A. Strategy Request**  
 86th Regular Session, Agency Submission, Version 1  
 Automated Budget and Evaluation System of Texas (ABEST)

8/27/2018 1:15:02PM

**802 Parks and Wildlife Department**

GOAL: 2 Access to State and Local Parks  
 OBJECTIVE: 2 Provide funding and support for local parks  
 STRATEGY: 2 Provide Boating Access, Trails and Other Grants

Service Categories:

Service: 37      Income: A.2      Age: B.3

CODE	DESCRIPTION	Exp 2017	Est 2018	Bud 2019	BL 2020	BL 2021
<b>Output Measures:</b>						
1	Number of Community Outdoor Outreach Grants Awarded	39.00	22.00	28.00	31.00	31.00
2	Number of Recreational Trail Grants Awarded	23.00	19.00	22.00	23.00	20.00
<b>Explanatory/Input Measures:</b>						
1	Boating Access Program Grant Dollars Awarded	1.51	1.86	1.96	2.10	2.10
<b>Objects of Expense:</b>						
1001	SALARIES AND WAGES	\$674,442	\$802,809	\$590,488	\$590,488	\$590,488
1002	OTHER PERSONNEL COSTS	\$19,221	\$18,999	\$12,626	\$12,626	\$12,626
2001	PROFESSIONAL FEES AND SERVICES	\$75	\$26,000	\$2,000	\$2,000	\$2,000
2002	FUELS AND LUBRICANTS	\$4,864	\$1,500	\$8,000	\$8,000	\$8,000
2003	CONSUMABLE SUPPLIES	\$354	\$1,300	\$1,700	\$1,700	\$1,700
2004	UTILITIES	\$6,966	\$4,300	\$8,300	\$8,300	\$8,300
2005	TRAVEL	\$23,924	\$34,209	\$37,400	\$37,400	\$37,400
2006	RENT - BUILDING	\$0	\$0	\$0	\$55,570	\$55,570
2007	RENT - MACHINE AND OTHER	\$0	\$0	\$400	\$400	\$400
2009	OTHER OPERATING EXPENSE	\$90,694	\$1,908,474	\$642,907	\$646,441	\$646,441
4000	GRANTS	\$5,046,577	\$23,473,929	\$7,449,283	\$7,168,634	\$7,168,634
5000	CAPITAL EXPENDITURES	\$5,000	\$0	\$0	\$0	\$0



**3.A. Strategy Request**  
 86th Regular Session, Agency Submission, Version 1  
 Automated Budget and Evaluation System of Texas (ABEST)

8/27/2018 1:15:02PM

**802 Parks and Wildlife Department**

GOAL: 2 Access to State and Local Parks  
 OBJECTIVE: 2 Provide funding and support for local parks  
 STRATEGY: 2 Provide Boating Access, Trails and Other Grants

Service Categories:

Service: 37      Income: A.2      Age: B.3

CODE	DESCRIPTION	Exp 2017	Est 2018	Bud 2019	BL 2020	BL 2021
<b>TOTAL, OBJECT OF EXPENSE</b>		<b>\$5,872,117</b>	<b>\$26,271,520</b>	<b>\$8,753,104</b>	<b>\$8,531,559</b>	<b>\$8,531,559</b>
<b>Method of Financing:</b>						
1	General Revenue Fund	\$300,468	\$329,000	\$329,000	\$329,000	\$329,000
401	Sporting Good Tax-Local	\$132,452	\$1,122,595	\$1,122,595	\$879,460	\$879,460
402	Sporting Good Tax Transfer to 5150	\$231,337	\$801,944	\$801,944	\$823,518	\$823,518
<b>SUBTOTAL, MOF (GENERAL REVENUE FUNDS)</b>		<b>\$664,257</b>	<b>\$2,253,539</b>	<b>\$2,253,539</b>	<b>\$2,031,978</b>	<b>\$2,031,978</b>
<b>Method of Financing:</b>						
9	Game,Fish,Water Safety Ac	\$37,813	\$45,080	\$45,080	\$45,096	\$45,096
<b>SUBTOTAL, MOF (GENERAL REVENUE FUNDS - DEDICATED)</b>		<b>\$37,813</b>	<b>\$45,080</b>	<b>\$45,080</b>	<b>\$45,096</b>	<b>\$45,096</b>
<b>Method of Financing:</b>						
555	Federal Funds					
	15.605.000 Sport Fish Restoration	\$1,703,689	\$10,432,721	\$2,527,265	\$2,527,265	\$2,527,265
	15.616.000 Clean Vessel Act	\$147,389	\$1,408,751	\$0	\$0	\$0
	15.622.000 SPORTFISHING AND BOATING SAFETY ACT	\$2,147	\$2,089,374	\$0	\$0	\$0
	20.219.000 National Recreational Tr	\$3,316,822	\$10,042,055	\$3,927,220	\$3,927,220	\$3,927,220
CFDA Subtotal, Fund	555	\$5,170,047	\$23,972,901	\$6,454,485	\$6,454,485	\$6,454,485

**3.A. Strategy Request**  
 86th Regular Session, Agency Submission, Version 1  
 Automated Budget and Evaluation System of Texas (ABEST)

8/27/2018 1:15:02PM

---

**802 Parks and Wildlife Department**

GOAL: 2 Access to State and Local Parks  
 OBJECTIVE: 2 Provide funding and support for local parks  
 STRATEGY: 2 Provide Boating Access, Trails and Other Grants

Service Categories:

Service: 37      Income: A.2      Age: B.3

CODE	DESCRIPTION	Exp 2017	Est 2018	Bud 2019	BL 2020	BL 2021
<b>SUBTOTAL, MOF (FEDERAL FUNDS)</b>		<b>\$5,170,047</b>	<b>\$23,972,901</b>	<b>\$6,454,485</b>	<b>\$6,454,485</b>	<b>\$6,454,485</b>
<b>TOTAL, METHOD OF FINANCE (INCLUDING RIDERS)</b>					<b>\$8,531,559</b>	<b>\$8,531,559</b>
<b>TOTAL, METHOD OF FINANCE (EXCLUDING RIDERS)</b>		<b>\$5,872,117</b>	<b>\$26,271,520</b>	<b>\$8,753,104</b>	<b>\$8,531,559</b>	<b>\$8,531,559</b>
<b>FULL TIME EQUIVALENT POSITIONS:</b>		<b>10.2</b>	<b>9.0</b>	<b>9.0</b>	<b>7.0</b>	<b>7.0</b>

**STRATEGY DESCRIPTION AND JUSTIFICATION:**

This strategy request includes funding for Recreational Trails, Community Outdoor Outreach, Boating Access and other grants. Recreational Trails Grants provide 80% matching funds (maximum \$200,000) to build trails in local communities for hikers, cyclists, horseback riders, off-road motor vehicles, and nature enthusiasts. This program receives federal funding from the National Recreational Trail Fund.

The Community Outdoor Outreach Grant program provides grants to non-profit organizations and other groups to help introduce under-served populations to TPWD services, programs, and facilities.

Boating Access Grants provide funds for the purchase, construction and maintenance of boat ramps, access roads and related improvements. Program funds may also be used for capital improvements to existing state boat ramp sites. The program receives funding from the Federal Aid in Sport Fish Restoration Act and the Game, Fish and Water Safety Fund.

Grant activities in this strategy are authorized by provisions of the Parks and Wildlife Code, including Chapters 13, 24, 28 and §31.141.

**3.A. Strategy Request**  
 86th Regular Session, Agency Submission, Version 1  
 Automated Budget and Evaluation System of Texas (ABEST)

8/27/2018 1:15:02PM

**802 Parks and Wildlife Department**

GOAL: 2 Access to State and Local Parks

OBJECTIVE: 2 Provide funding and support for local parks

Service Categories:

STRATEGY: 2 Provide Boating Access, Trails and Other Grants

Service: 37

Income: A.2

Age: B.3

CODE	DESCRIPTION	Exp 2017	Est 2018	Bud 2019	BL 2020	BL 2021
------	-------------	----------	----------	----------	---------	---------

**EXTERNAL/INTERNAL FACTORS IMPACTING STRATEGY:**

The National Recreational Trails Fund (NRTF) is derived from a portion of the federal gasoline tax generated by gasoline purchases for motorized off-road vehicles. Administered by the Federal Highway Administration, the NRTF is distributed to states based on a formula that takes into account state population and sales of fuel for off-road recreational vehicles. State match is required for receipt of these federal funds.

The State Boat Ramp Program receives funding from the Game, Fish and Water Safety Account and the Federal Sport Fish Restoration Act. Fifteen percent of the state's annual apportionment from the Federal Aid in Sport Fish Restoration Act must be used to provide access for motor boating facilities. A State match is required for receipt of these federal funds. In addition, diversion of fishing license fees for purposes other than administration of the state fish and wildlife agency is prohibited. Requests for boat ramp funding have increased due to population growth and increased demand for boating access facilities. As in the case of local park grants, numerous requests cannot be accommodated due to limited funds and staff.

Population growth and shifts in the ethnic demographics of the state have also resulted in increased demand for Community Outdoor Outreach grants.

**3.A. Strategy Request**  
 86th Regular Session, Agency Submission, Version 1  
 Automated Budget and Evaluation System of Texas (ABEST)

8/27/2018 1:15:02PM

**802 Parks and Wildlife Department**

GOAL: 2 Access to State and Local Parks

OBJECTIVE: 2 Provide funding and support for local parks

STRATEGY: 2 Provide Boating Access, Trails and Other Grants

Service Categories:

Service: 37      Income: A.2      Age: B.3

CODE	DESCRIPTION	Exp 2017	Est 2018	Bud 2019	BL 2020	BL 2021
------	-------------	----------	----------	----------	---------	---------

**EXPLANATION OF BIENNIAL CHANGE (includes Rider amounts):**

<u>STRATEGY BIENNIAL TOTAL - ALL FUNDS</u>		<u>BIENNIAL CHANGE</u>	<u>EXPLANATION OF BIENNIAL CHANGE</u>	
<u>Base Spending (Est 2018 + Bud 2019)</u>	<u>Baseline Request (BL 2020 + BL 2021)</u>		<u>\$ Amount</u>	<u>Explanation(s) of Amount (must specify MOFs and FTEs)</u>
\$35,024,624	\$17,063,118	\$(17,961,506)	\$ (486,270)	0401-Sporting Good Tax-Local-2020-21 reallocation of strategy funding with 2-2-1.
			\$43,148	0402-Sporting Good Tax-Transfer to 5150-2020-21 reallocation of strategy funding with 2-2-1.
			\$32	0009-Game, Fish, Water Safety Ac-2020-21 proportionality adjustment
			\$(17,518,416)	0555-Federal Funds-2020-21 reflects only base apportionments (CFDA's 15.605, 15.611, 15.615, 15.626, 15.634, 15.916, 20.219, 97.012 and 97.056).
			<b>\$(17,961,506)</b>	<b>Total of Explanation of Biennial Change</b>

**3.A. Strategy Request**  
86th Regular Session, Agency Submission, Version 1  
Automated Budget and Evaluation System of Texas (ABEST)

8/27/2018 1:15:02PM

**802 Parks and Wildlife Department**

GOAL: 3 Increase Awareness, Participation, Revenue, and Compliance  
OBJECTIVE: 1 Ensure Public Compliance with Agency Rules and Regulations  
STRATEGY: 1 Wildlife, Fisheries and Water Safety Enforcement

Service Categories:

Service: 37      Income: A.2      Age: B.3

CODE	DESCRIPTION	Exp 2017	Est 2018	Bud 2019	BL 2020	BL 2021
<b>Output Measures:</b>						
KEY 1	Miles Patrolled in Vehicles (in millions)	11.74	11.60	11.01	11.01	11.01
KEY 2	Hours Patrolled in Boats	130,783.25	105,000.00	127,240.00	127,240.00	127,240.00
	3 Hunting and Fishing Contacts	1,363,370.08	1,200,000.00	1,374,925.00	1,374,925.00	1,374,925.00
	4 Water Safety Contacts	651,826.92	600,000.00	666,072.00	666,072.00	666,072.00
<b>Explanatory/Input Measures:</b>						
	1 Conviction Rate for Hunting, Fishing and License Violators	80.81	81.49	81.49	81.49	81.49
	2 Conviction Rate for Water Safety Violators	90.20	89.72	89.72	89.72	89.72
<b>Objects of Expense:</b>						
1001	SALARIES AND WAGES	\$41,005,154	\$41,302,486	\$40,855,203	\$39,803,165	\$39,803,165
1002	OTHER PERSONNEL COSTS	\$2,843,643	\$1,886,867	\$1,895,727	\$1,879,717	\$1,879,717
2001	PROFESSIONAL FEES AND SERVICES	\$44,403	\$31,858	\$30,907	\$30,907	\$30,907
2002	FUELS AND LUBRICANTS	\$1,906,824	\$3,174,214	\$3,671,611	\$3,792,861	\$3,792,861
2003	CONSUMABLE SUPPLIES	\$424,266	\$403,578	\$499,482	\$499,482	\$499,482
2004	UTILITIES	\$820,417	\$965,483	\$926,943	\$926,943	\$926,943
2005	TRAVEL	\$1,052,131	\$1,389,608	\$1,267,317	\$1,388,567	\$1,388,567
2006	RENT - BUILDING	\$1,166,968	\$1,225,856	\$1,290,030	\$1,290,030	\$1,290,030
2007	RENT - MACHINE AND OTHER	\$207,934	\$233,636	\$209,904	\$209,904	\$209,904

**3.A. Strategy Request**  
 86th Regular Session, Agency Submission, Version 1  
 Automated Budget and Evaluation System of Texas (ABEST)

8/27/2018 1:15:02PM

**802 Parks and Wildlife Department**

GOAL: 3 Increase Awareness, Participation, Revenue, and Compliance  
 OBJECTIVE: 1 Ensure Public Compliance with Agency Rules and Regulations  
 STRATEGY: 1 Wildlife, Fisheries and Water Safety Enforcement

Service Categories:

Service: 37      Income: A.2      Age: B.3

CODE	DESCRIPTION	Exp 2017	Est 2018	Bud 2019	BL 2020	BL 2021
2009	OTHER OPERATING EXPENSE	\$6,391,333	\$8,382,636	\$5,937,468	\$5,081,058	\$5,081,057
5000	CAPITAL EXPENDITURES	\$5,504,450	\$14,511,519	\$4,551,658	\$6,919,658	\$6,919,658
<b>TOTAL, OBJECT OF EXPENSE</b>		<b>\$61,367,523</b>	<b>\$73,507,741</b>	<b>\$61,136,250</b>	<b>\$61,822,292</b>	<b>\$61,822,291</b>
<b>Method of Financing:</b>						
1	General Revenue Fund	\$2,764,947	\$13,803,575	\$8,582,575	\$11,460,937	\$11,460,937
8016	URMFT	\$4,221,456	\$8,704,118	\$8,704,117	\$8,704,118	\$8,704,117
<b>SUBTOTAL, MOF (GENERAL REVENUE FUNDS)</b>		<b>\$6,986,403</b>	<b>\$22,507,693</b>	<b>\$17,286,692</b>	<b>\$20,165,055</b>	<b>\$20,165,054</b>
<b>Method of Financing:</b>						
9	Game,Fish,Water Safety Ac	\$46,195,143	\$39,537,817	\$40,081,892	\$37,889,571	\$37,889,571
544	Lifetime Lic Endow Acct	\$0	\$4,000,000	\$0	\$0	\$0
<b>SUBTOTAL, MOF (GENERAL REVENUE FUNDS - DEDICATED)</b>		<b>\$46,195,143</b>	<b>\$43,537,817</b>	<b>\$40,081,892</b>	<b>\$37,889,571</b>	<b>\$37,889,571</b>
<b>Method of Financing:</b>						
555	Federal Funds					
	11.000.007 Joint Enforcement Agreement	\$743,618	\$778,308	\$0	\$0	\$0
	11.432.000 Environmental Research L	\$8,310	\$0	\$0	\$0	\$0
	16.738.000 Justice Assistance Grant	\$389,989	\$96	\$0	\$0	\$0

**3.A. Strategy Request**  
86th Regular Session, Agency Submission, Version 1  
Automated Budget and Evaluation System of Texas (ABEST)

8/27/2018 1:15:02PM

**802 Parks and Wildlife Department**

GOAL: 3 Increase Awareness, Participation, Revenue, and Compliance  
OBJECTIVE: 1 Ensure Public Compliance with Agency Rules and Regulations  
STRATEGY: 1 Wildlife, Fisheries and Water Safety Enforcement

Service Categories:

Service: 37      Income: A.2      Age: B.3

CODE	DESCRIPTION	Exp 2017	Est 2018	Bud 2019	BL 2020	BL 2021
16.922.000	Equitable Sharing Program	\$0	\$51,149	\$0	\$0	\$0
97.012.000	Boating Sfty. Financial Assist	\$3,110,260	\$3,414,850	\$2,956,611	\$2,956,611	\$2,956,611
97.036.000	Public Assistance Grants	\$0	\$1,138,173	\$0	\$0	\$0
97.056.000	Port Security Grant Program	\$529,548	\$1,301,538	\$586,055	\$586,055	\$586,055
97.067.100	HSGP	\$157,281	\$204,444	\$0	\$0	\$0
CFDA Subtotal, Fund	555	\$4,939,006	\$6,888,558	\$3,542,666	\$3,542,666	\$3,542,666
<b>SUBTOTAL, MOF (FEDERAL FUNDS)</b>		<b>\$4,939,006</b>	<b>\$6,888,558</b>	<b>\$3,542,666</b>	<b>\$3,542,666</b>	<b>\$3,542,666</b>
<b>Method of Financing:</b>						
666	Appropriated Receipts	\$542,952	\$383,307	\$0	\$0	\$0
777	Interagency Contracts	\$2,704,019	\$190,366	\$225,000	\$225,000	\$225,000
<b>SUBTOTAL, MOF (OTHER FUNDS)</b>		<b>\$3,246,971</b>	<b>\$573,673</b>	<b>\$225,000</b>	<b>\$225,000</b>	<b>\$225,000</b>
<b>TOTAL, METHOD OF FINANCE (INCLUDING RIDERS)</b>					<b>\$61,822,292</b>	<b>\$61,822,291</b>
<b>TOTAL, METHOD OF FINANCE (EXCLUDING RIDERS)</b>		<b>\$61,367,523</b>	<b>\$73,507,741</b>	<b>\$61,136,250</b>	<b>\$61,822,292</b>	<b>\$61,822,291</b>
<b>FULL TIME EQUIVALENT POSITIONS:</b>		<b>605.3</b>	<b>618.0</b>	<b>618.0</b>	<b>595.0</b>	<b>595.0</b>

**3.A. Strategy Request**  
 86th Regular Session, Agency Submission, Version 1  
 Automated Budget and Evaluation System of Texas (ABEST)

8/27/2018 1:15:02PM

---

**802 Parks and Wildlife Department**

GOAL: 3 Increase Awareness, Participation, Revenue, and Compliance  
 OBJECTIVE: 1 Ensure Public Compliance with Agency Rules and Regulations  
 STRATEGY: 1 Wildlife, Fisheries and Water Safety Enforcement

Service Categories:

Service: 37      Income: A.2      Age: B.3

CODE	DESCRIPTION	Exp 2017	Est 2018	Bud 2019	BL 2020	BL 2021
------	-------------	----------	----------	----------	---------	---------

**STRATEGY DESCRIPTION AND JUSTIFICATION:**

The department is charged with enforcement of game, fish and water safety laws throughout the state. To meet these charges, the Law Enforcement Division operates a comprehensive statewide program of public education, preventative patrols, and apprehension of violators. To prevent violations, the division proactively provides resource users information and educational programs regarding rules, regulations, seasons, and bag limits. Public safety objectives are pursued through aggressive education efforts and stringent enforcement of hunter/boater education requirements. Twenty-eight law enforcement offices statewide provide support to game wardens and services to the public through the sale of licenses, registration and titling of boats/motors, and dissemination of information. This strategy also includes major investigative initiatives related to wildlife, marine theft, covert and environmental crimes. Finally, activities related to disaster response and Homeland Security are reflected in this strategy as well.

This strategy is authorized under provisions of the Parks and Wildlife Code, including but not limited to §11.0181, 11.019-11.0201, 12.101-12.119, Chapter 31, selected provisions of the Texas Penal Code, and Texas Code of Criminal Procedures Article 2.12 (10).

**EXTERNAL/INTERNAL FACTORS IMPACTING STRATEGY:**



**3.A. Strategy Request**  
 86th Regular Session, Agency Submission, Version 1  
 Automated Budget and Evaluation System of Texas (ABEST)

8/27/2018 1:15:02PM

---

**802 Parks and Wildlife Department**

GOAL: 3 Increase Awareness, Participation, Revenue, and Compliance

OBJECTIVE: 1 Ensure Public Compliance with Agency Rules and Regulations

Service Categories:

STRATEGY: 1 Wildlife, Fisheries and Water Safety Enforcement

Service: 37

Income: A.2

Age: B.3

CODE	DESCRIPTION	Exp 2017	Est 2018	Bud 2019	BL 2020	BL 2021
------	-------------	----------	----------	----------	---------	---------

In addition to enforcing fish and wildlife laws, Texas game wardens are often called upon to assist in disaster response, border operations and Homeland Security efforts. Because they have specialized equipment, training, and knowledge of our State’s waterways, they are called upon to assist in protecting dams, nuclear power facilities, and industrial chemical plants across the state.

Ensuring that game wardens are adequately equipped and trained to carry out their duties safely and efficiently is a priority for TPWD . As such, TPWD has submitted an exceptional item request for Law Enforcement radios, equipment, training and aircraft. In addition, maintaining the funding appropriated during the 85th Legislative Session and allowing greater flexibility in its use for border security enhancement statewide is crucial for TPWD’s ongoing patrol and enforcement efforts along the Texas -Mexico border. This additional flexibility would allow the division to continue border operations with the same frequency and staffing , while allowing some funds to be utilized for statewide operations, including much needed equipment like body-worn cameras and portable and mobile radios during the biennium.

Federal funds comprise a portion of funding for this strategy. State match is required for receipt of these funds.

**3.A. Strategy Request**  
 86th Regular Session, Agency Submission, Version 1  
 Automated Budget and Evaluation System of Texas (ABEST)

8/27/2018 1:15:02PM

**802 Parks and Wildlife Department**

GOAL: 3 Increase Awareness, Participation, Revenue, and Compliance  
 OBJECTIVE: 1 Ensure Public Compliance with Agency Rules and Regulations  
 STRATEGY: 1 Wildlife, Fisheries and Water Safety Enforcement

Service Categories:

Service: 37      Income: A.2      Age: B.3

CODE	DESCRIPTION	Exp 2017	Est 2018	Bud 2019	BL 2020	BL 2021
------	-------------	----------	----------	----------	---------	---------

**EXPLANATION OF BIENNIAL CHANGE (includes Rider amounts):**

<u>STRATEGY BIENNIAL TOTAL - ALL FUNDS</u>		<u>BIENNIAL CHANGE</u>	<u>EXPLANATION OF BIENNIAL CHANGE</u>	
<u>Base Spending (Est 2018 + Bud 2019)</u>	<u>Baseline Request (BL 2020 + BL 2021)</u>		<u>\$ Amount</u>	<u>Explanation(s) of Amount (must specify MOFs and FTEs)</u>
\$134,643,991	\$123,644,583	\$(10,999,408)	\$535,724	0001-General Revenue Fund-2020-21 reallocated from 4-1-1 mainly to address base funding need for reoccurring SORM budget shortfall.
			\$(3,840,567)	0009-Game, Fish, Water Safety Ac-2020-21 reallocation to 3-1-2 to mainly address anticipated increase of Game Warden classes/cadets in the biennium and to 3-1-3 to address critical base funding needs.
			\$(4,000,000)	0544-Lifetime Lic Endow Acct-2018-19 onetime Lifetime License Endowment Acct appropriation.
			\$(3,345,892)	0555-Federal Funds-2020-21 reflects only base apportionments (CFDA's 15.605, 15.611, 15.615, 15.626, 15.634, 15.916, 20.219, 97.012 and 97.056).
			\$(383,307)	0666-Appropriated Receipts-2020-21 reflects only known receipts.

**3.A. Strategy Request**  
 86th Regular Session, Agency Submission, Version 1  
 Automated Budget and Evaluation System of Texas (ABEST)

8/27/2018 1:15:02PM

---

**802 Parks and Wildlife Department**

GOAL: 3 Increase Awareness, Participation, Revenue, and Compliance  
 OBJECTIVE: 1 Ensure Public Compliance with Agency Rules and Regulations  
 STRATEGY: 1 Wildlife, Fisheries and Water Safety Enforcement

Service Categories:

Service: 37      Income: A.2      Age: B.3

CODE	DESCRIPTION	Exp 2017	Est 2018	Bud 2019	BL 2020	BL 2021
	\$134,643,991	\$123,644,583	\$(10,999,408)	\$34,634	0777-Interagency Contracts-2020-21 reflects only known IAC's.	
			<u>\$(10,999,408)</u>		<b>Total of Explanation of Biennial Change</b>	

**3.A. Strategy Request**  
 86th Regular Session, Agency Submission, Version 1  
 Automated Budget and Evaluation System of Texas (ABEST)

8/27/2018 1:15:02PM

**802 Parks and Wildlife Department**

GOAL: 3 Increase Awareness, Participation, Revenue, and Compliance  
 OBJECTIVE: 1 Ensure Public Compliance with Agency Rules and Regulations  
 STRATEGY: 2 Texas Game Warden Training Center

Service Categories:

Service: 37      Income: A.2      Age: B.3

CODE	DESCRIPTION	Exp 2017	Est 2018	Bud 2019	BL 2020	BL 2021
<b>Objects of Expense:</b>						
1001	SALARIES AND WAGES	\$1,921,437	\$1,529,621	\$1,106,836	\$2,165,418	\$2,165,418
1002	OTHER PERSONNEL COSTS	\$107,697	\$52,467	\$53,004	\$58,296	\$58,296
2001	PROFESSIONAL FEES AND SERVICES	\$24,190	\$21,600	\$20,750	\$20,750	\$20,750
2002	FUELS AND LUBRICANTS	\$41,292	\$78,977	\$58,800	\$58,800	\$58,800
2003	CONSUMABLE SUPPLIES	\$31,138	\$16,716	\$15,500	\$15,500	\$15,500
2004	UTILITIES	\$65,111	\$91,234	\$91,947	\$91,947	\$91,947
2005	TRAVEL	\$66,784	\$32,458	\$20,300	\$20,300	\$20,300
2006	RENT - BUILDING	\$1,188	\$1,325	\$0	\$0	\$0
2007	RENT - MACHINE AND OTHER	\$5,787	\$7,967	\$5,878	\$5,878	\$5,878
2009	OTHER OPERATING EXPENSE	\$518,627	\$343,876	\$258,884	\$293,592	\$293,592
<b>TOTAL, OBJECT OF EXPENSE</b>		<b>\$2,783,251</b>	<b>\$2,176,241</b>	<b>\$1,631,899</b>	<b>\$2,730,481</b>	<b>\$2,730,481</b>
<b>Method of Financing:</b>						
9	Game,Fish,Water Safety Ac	\$2,583,503	\$1,977,231	\$1,498,917	\$2,578,899	\$2,578,899
<b>SUBTOTAL, MOF (GENERAL REVENUE FUNDS - DEDICATED)</b>		<b>\$2,583,503</b>	<b>\$1,977,231</b>	<b>\$1,498,917</b>	<b>\$2,578,899</b>	<b>\$2,578,899</b>
<b>Method of Financing:</b>						
555	Federal Funds					

**3.A. Strategy Request**  
 86th Regular Session, Agency Submission, Version 1  
 Automated Budget and Evaluation System of Texas (ABEST)

8/27/2018 1:15:02PM

**802 Parks and Wildlife Department**

GOAL: 3 Increase Awareness, Participation, Revenue, and Compliance  
 OBJECTIVE: 1 Ensure Public Compliance with Agency Rules and Regulations  
 STRATEGY: 2 Texas Game Warden Training Center

Service Categories:

Service: 37      Income: A.2      Age: B.3

CODE	DESCRIPTION	Exp 2017	Est 2018	Bud 2019	BL 2020	BL 2021
	97.012.000 Boating Sfty. Financial Assist	\$171,539	\$173,168	\$108,982	\$108,982	\$108,982
CFDA Subtotal, Fund	555	\$171,539	\$173,168	\$108,982	\$108,982	\$108,982
<b>SUBTOTAL, MOF (FEDERAL FUNDS)</b>		<b>\$171,539</b>	<b>\$173,168</b>	<b>\$108,982</b>	<b>\$108,982</b>	<b>\$108,982</b>
<b>Method of Financing:</b>						
	666 Appropriated Receipts	\$28,209	\$25,842	\$24,000	\$42,600	\$42,600
<b>SUBTOTAL, MOF (OTHER FUNDS)</b>		<b>\$28,209</b>	<b>\$25,842</b>	<b>\$24,000</b>	<b>\$42,600</b>	<b>\$42,600</b>
<b>TOTAL, METHOD OF FINANCE (INCLUDING RIDERS)</b>					<b>\$2,730,481</b>	<b>\$2,730,481</b>
<b>TOTAL, METHOD OF FINANCE (EXCLUDING RIDERS)</b>		<b>\$2,783,251</b>	<b>\$2,176,241</b>	<b>\$1,631,899</b>	<b>\$2,730,481</b>	<b>\$2,730,481</b>
<b>FULL TIME EQUIVALENT POSITIONS:</b>		<b>34.3</b>	<b>25.2</b>	<b>25.2</b>	<b>32.0</b>	<b>32.0</b>
<b>STRATEGY DESCRIPTION AND JUSTIFICATION:</b>						

**3.A. Strategy Request**  
 86th Regular Session, Agency Submission, Version 1  
 Automated Budget and Evaluation System of Texas (ABEST)

8/27/2018 1:15:02PM

---

**802 Parks and Wildlife Department**

GOAL: 3 Increase Awareness, Participation, Revenue, and Compliance  
 OBJECTIVE: 1 Ensure Public Compliance with Agency Rules and Regulations Service Categories:  
 STRATEGY: 2 Texas Game Warden Training Center Service: 37 Income: A.2 Age: B.3

CODE	DESCRIPTION	Exp 2017	Est 2018	Bud 2019	BL 2020	BL 2021
------	-------------	----------	----------	----------	---------	---------

The Texas Game Warden Training Center provides mandated instruction to newly hired game warden cadets in preparation for the state peace officer licensing exam and trains cadets in the enforcement of rules, regulations and proclamations of the Parks and Wildlife Code. The Training Center also provides Texas Commission on Law Enforcement (TCOLE) mandated continuing education training for licensed peace officers and marine safety enforcement officer certification and training to outside law enforcement agencies. Other functions of the Texas Game Warden Training Center include hiring, promotions and recruitment for the Law Enforcement Division.

This strategy is authorized under Texas Parks and Wildlife Code §11.019-11.0201 and Chapter 31. Peace officer training and education is governed by TCOLE rules and the Occupations Code §1701.352.

**EXTERNAL/INTERNAL FACTORS IMPACTING STRATEGY:**

TPWD is mandated through authority of the state peace officer licensing commission, TCOLE, to provide training for newly hired cadets as well as existing officers in the field. Professional training, however, must be extended beyond minimum requirements to improve the knowledge base of our law enforcement officers.

A top priority for the training academy continues to be improved diversity in cadet applicant pools and ultimately, the workforce. Continued funding and support is necessary to ensure effective recruitment efforts.

**3.A. Strategy Request**  
 86th Regular Session, Agency Submission, Version 1  
 Automated Budget and Evaluation System of Texas (ABEST)

8/27/2018 1:15:02PM

**802 Parks and Wildlife Department**

GOAL: 3 Increase Awareness, Participation, Revenue, and Compliance  
 OBJECTIVE: 1 Ensure Public Compliance with Agency Rules and Regulations  
 STRATEGY: 2 Texas Game Warden Training Center

Service Categories:

Service: 37 Income: A.2 Age: B.3

CODE	DESCRIPTION	Exp 2017	Est 2018	Bud 2019	BL 2020	BL 2021
------	-------------	----------	----------	----------	---------	---------

**EXPLANATION OF BIENNIAL CHANGE (includes Rider amounts):**

<u>STRATEGY BIENNIAL TOTAL - ALL FUNDS</u>		<u>BIENNIAL CHANGE</u>	<u>EXPLANATION OF BIENNIAL CHANGE</u>	
<u>Base Spending (Est 2018 + Bud 2019)</u>	<u>Baseline Request (BL 2020 + BL 2021)</u>		<u>\$ Amount</u>	<u>Explanation(s) of Amount (must specify MOFs and FTEs)</u>
\$3,808,140	\$5,460,962	\$1,652,822	\$1,681,650	0009-Game, Fish, Water Safety Ac-2020-21 reallocation from 3-1-1 to address anticipated increase of Game Warden classes/cadets in the biennium.
			\$(64,186)	0555-Federal Funds-2020-21 reflects only base apportionments (CFDA's 15.605, 15.611, 15.615, 15.626, 15.634, 15.916, 20.219, 97.012 and 97.056).
			\$35,358	0666-Appropriated Receipts-2020-21 reflects only known receipts.
			<u>\$1,652,822</u>	<b>Total of Explanation of Biennial Change</b>

**3.A. Strategy Request**  
 86th Regular Session, Agency Submission, Version 1  
 Automated Budget and Evaluation System of Texas (ABEST)

8/27/2018 1:15:02PM

**802 Parks and Wildlife Department**

GOAL: 3 Increase Awareness, Participation, Revenue, and Compliance  
 OBJECTIVE: 1 Ensure Public Compliance with Agency Rules and Regulations  
 STRATEGY: 3 Provide Law Enforcement Oversight, Management and Support

Service Categories:

Service: 37      Income: A.2      Age: B.3

CODE	DESCRIPTION	Exp 2017	Est 2018	Bud 2019	BL 2020	BL 2021
<b>Objects of Expense:</b>						
1001	SALARIES AND WAGES	\$1,726,277	\$1,896,452	\$1,837,107	\$1,837,107	\$1,837,107
1002	OTHER PERSONNEL COSTS	\$171,643	\$66,721	\$73,999	\$73,999	\$73,999
2001	PROFESSIONAL FEES AND SERVICES	\$720	\$2,575	\$980	\$980	\$980
2002	FUELS AND LUBRICANTS	\$101,989	\$117,365	\$139,840	\$139,840	\$139,840
2003	CONSUMABLE SUPPLIES	\$6,594	\$10,411	\$8,000	\$8,000	\$8,000
2004	UTILITIES	\$28,728	\$27,814	\$29,809	\$29,809	\$29,809
2005	TRAVEL	\$47,053	\$57,392	\$56,300	\$56,300	\$56,300
2006	RENT - BUILDING	\$153,201	\$131,467	\$129,767	\$90,123	\$90,123
2007	RENT - MACHINE AND OTHER	\$187	\$720	\$720	\$720	\$720
2009	OTHER OPERATING EXPENSE	\$314,749	\$309,480	\$278,157	\$545,584	\$545,584
<b>TOTAL, OBJECT OF EXPENSE</b>		<b>\$2,551,141</b>	<b>\$2,620,397</b>	<b>\$2,554,679</b>	<b>\$2,782,462</b>	<b>\$2,782,462</b>
<b>Method of Financing:</b>						
9	Game,Fish,Water Safety Ac	\$2,501,848	\$2,579,612	\$2,513,855	\$2,741,638	\$2,741,638
<b>SUBTOTAL, MOF (GENERAL REVENUE FUNDS - DEDICATED)</b>		<b>\$2,501,848</b>	<b>\$2,579,612</b>	<b>\$2,513,855</b>	<b>\$2,741,638</b>	<b>\$2,741,638</b>
<b>Method of Financing:</b>						
555	Federal Funds					



**3.A. Strategy Request**  
86th Regular Session, Agency Submission, Version 1  
Automated Budget and Evaluation System of Texas (ABEST)

8/27/2018 1:15:02PM

**802 Parks and Wildlife Department**

GOAL: 3 Increase Awareness, Participation, Revenue, and Compliance  
OBJECTIVE: 1 Ensure Public Compliance with Agency Rules and Regulations  
STRATEGY: 3 Provide Law Enforcement Oversight, Management and Support

Service Categories:

Service: 37      Income: A.2      Age: B.3

CODE	DESCRIPTION	Exp 2017	Est 2018	Bud 2019	BL 2020	BL 2021
	15.611.000 Wildlife Restoration	\$9,931	\$0	\$0	\$0	\$0
	97.012.000 Boating Sfty. Financial Assist	\$32,712	\$35,338	\$40,824	\$40,824	\$40,824
CFDA Subtotal, Fund	555	\$42,643	\$35,338	\$40,824	\$40,824	\$40,824
<b>SUBTOTAL, MOF (FEDERAL FUNDS)</b>		<b>\$42,643</b>	<b>\$35,338</b>	<b>\$40,824</b>	<b>\$40,824</b>	<b>\$40,824</b>
<b>Method of Financing:</b>						
	666 Appropriated Receipts	\$0	\$3,182	\$0	\$0	\$0
	777 Interagency Contracts	\$6,650	\$2,265	\$0	\$0	\$0
<b>SUBTOTAL, MOF (OTHER FUNDS)</b>		<b>\$6,650</b>	<b>\$5,447</b>	<b>\$0</b>	<b>\$0</b>	<b>\$0</b>
<b>TOTAL, METHOD OF FINANCE (INCLUDING RIDERS)</b>					<b>\$2,782,462</b>	<b>\$2,782,462</b>
<b>TOTAL, METHOD OF FINANCE (EXCLUDING RIDERS)</b>		<b>\$2,551,141</b>	<b>\$2,620,397</b>	<b>\$2,554,679</b>	<b>\$2,782,462</b>	<b>\$2,782,462</b>
<b>FULL TIME EQUIVALENT POSITIONS:</b>		<b>20.6</b>	<b>21.5</b>	<b>21.5</b>	<b>26.5</b>	<b>26.5</b>
<b>STRATEGY DESCRIPTION AND JUSTIFICATION:</b>						

**3.A. Strategy Request**  
 86th Regular Session, Agency Submission, Version 1  
 Automated Budget and Evaluation System of Texas (ABEST)

8/27/2018 1:15:02PM

---

**802 Parks and Wildlife Department**

GOAL: 3 Increase Awareness, Participation, Revenue, and Compliance  
 OBJECTIVE: 1 Ensure Public Compliance with Agency Rules and Regulations  
 STRATEGY: 3 Provide Law Enforcement Oversight, Management and Support

Service Categories:

Service: 37      Income: A.2      Age: B.3

CODE	DESCRIPTION	Exp 2017	Est 2018	Bud 2019	BL 2020	BL 2021
------	-------------	----------	----------	----------	---------	---------

Law Enforcement oversight, management and support includes overall management of the division, including regional operations, budget and administrative support, and development, coordination and implementation of policies, procedures and programs. Major oversight programs include Wildlife Enforcement, Fisheries Enforcement, and Marine Safety Enforcement.

Relevant statutory authority includes Parks and Wildlife Code §11.019-11.0201, 12.101-12.119, 12.201-12.206, and Chapter 31, selected provisions of the Texas Penal Code, and the Texas Code of Criminal Procedure, Article 2.12 (10).

**EXTERNAL/INTERNAL FACTORS IMPACTING STRATEGY:**

Internal and external factors impacting this strategy include an increased demand for coordination with other agencies on Homeland Security, border operations and/or disaster relief activities and with other divisions/field offices regarding statutory interpretation and enforcement policies, while maintaining oversight on normal operational activities.

**3.A. Strategy Request**  
 86th Regular Session, Agency Submission, Version 1  
 Automated Budget and Evaluation System of Texas (ABEST)

8/27/2018 1:15:02PM

**802 Parks and Wildlife Department**

GOAL: 3 Increase Awareness, Participation, Revenue, and Compliance  
 OBJECTIVE: 1 Ensure Public Compliance with Agency Rules and Regulations  
 STRATEGY: 3 Provide Law Enforcement Oversight, Management and Support

Service Categories:

Service: 37      Income: A.2      Age: B.3

CODE	DESCRIPTION	Exp 2017	Est 2018	Bud 2019	BL 2020	BL 2021
------	-------------	----------	----------	----------	---------	---------

**EXPLANATION OF BIENNIAL CHANGE (includes Rider amounts):**

<u>STRATEGY BIENNIAL TOTAL - ALL FUNDS</u>		<u>BIENNIAL CHANGE</u>	<u>EXPLANATION OF BIENNIAL CHANGE</u>	
<u>Base Spending (Est 2018 + Bud 2019)</u>	<u>Baseline Request (BL 2020 + BL 2021)</u>		<u>\$ Amount</u>	<u>Explanation(s) of Amount (must specify MOFs and FTEs)</u>
\$5,175,076	\$5,564,924	\$389,848	\$389,809	0009-Game, Fish, Water Safety Ac-2020-21 reallocation to address critical base funding needs.
			\$5,486	0555-Federal Funds-2020-21 reflects only base apportionments (CFDA's 15.605, 15.611, 15.615, 15.626, 15.634, 15.916, 20.219, 97.012 and 97.056).
			\$(3,182)	0666-Appropriated Receipts-2020-21 reflects only known receipts.
			\$(2,265)	0777-Interagency Contracts-2020-21 reflects only known IAC's.
			<b>\$389,848</b>	<b>Total of Explanation of Biennial Change</b>

**3.A. Strategy Request**  
 86th Regular Session, Agency Submission, Version 1  
 Automated Budget and Evaluation System of Texas (ABEST)

8/27/2018 1:15:02PM

**802 Parks and Wildlife Department**

GOAL: 3 Increase Awareness, Participation, Revenue, and Compliance  
 OBJECTIVE: 2 Increase Awareness  
 STRATEGY: 1 Outreach and Education Programs

Service Categories:

Service: 37      Income: A.2      Age: B.3

CODE	DESCRIPTION	Exp 2017	Est 2018	Bud 2019	BL 2020	BL 2021
<b>Output Measures:</b>						
KEY 1	Number of Students Trained in Hunter Education	59,294.00	55,000.00	58,000.00	58,000.00	58,000.00
KEY 2	Number of Students Trained in Boater Education	20,221.00	20,000.00	21,000.00	22,000.00	23,000.00
	3 Number of People Reached by Other Outreach and Education Efforts	142,579.00	130,000.00	135,000.00	135,000.00	135,000.00
<b>Efficiency Measures:</b>						
	1 Volunteer Labor as a % of Hunter/Boater Ed Program Operating Costs	39.67 %	42.00 %	42.00 %	42.00 %	42.00 %
	2 Vol Labor as a % of Other Outreach and Ed Pgm Oper Costs	42.61 %	35.00 %	35.00 %	35.00 %	35.00 %
<b>Objects of Expense:</b>						
1001	SALARIES AND WAGES	\$1,366,452	\$1,491,963	\$1,443,668	\$1,624,135	\$1,624,135
1002	OTHER PERSONNEL COSTS	\$84,910	\$29,743	\$31,359	\$33,878	\$33,878
2001	PROFESSIONAL FEES AND SERVICES	\$142,494	\$184,686	\$72,205	\$84,117	\$84,117
2002	FUELS AND LUBRICANTS	\$30,712	\$32,059	\$44,467	\$56,390	\$56,390
2003	CONSUMABLE SUPPLIES	\$48,131	\$43,660	\$44,242	\$56,165	\$56,165
2004	UTILITIES	\$35,866	\$77,737	\$113,731	\$126,806	\$126,806
2005	TRAVEL	\$58,832	\$49,762	\$44,242	\$56,168	\$56,168
2006	RENT - BUILDING	\$117,253	\$78,651	\$121,846	\$322,987	\$322,987

**3.A. Strategy Request**  
 86th Regular Session, Agency Submission, Version 1  
 Automated Budget and Evaluation System of Texas (ABEST)

8/27/2018 1:15:02PM

**802 Parks and Wildlife Department**

GOAL: 3 Increase Awareness, Participation, Revenue, and Compliance  
 OBJECTIVE: 2 Increase Awareness  
 STRATEGY: 1 Outreach and Education Programs

Service Categories:

Service: 37      Income: A.2      Age: B.3

CODE	DESCRIPTION	Exp 2017	Est 2018	Bud 2019	BL 2020	BL 2021
2007	RENT - MACHINE AND OTHER	\$2,420	\$11,148	\$44,242	\$56,165	\$56,165
2009	OTHER OPERATING EXPENSE	\$837,814	\$1,546,424	\$1,644,506	\$1,230,110	\$1,230,110
4000	GRANTS	\$251,473	\$10,163,128	\$280,000	\$232,737	\$232,737
5000	CAPITAL EXPENDITURES	\$102,550	\$36,500	\$0	\$0	\$0
<b>TOTAL, OBJECT OF EXPENSE</b>		<b>\$3,078,907</b>	<b>\$13,745,461</b>	<b>\$3,884,508</b>	<b>\$3,879,658</b>	<b>\$3,879,658</b>
<b>Method of Financing:</b>						
9	Game,Fish,Water Safety Ac	\$1,880,547	\$1,161,734	\$1,145,319	\$1,274,077	\$1,274,077
<b>SUBTOTAL, MOF (GENERAL REVENUE FUNDS - DEDICATED)</b>		<b>\$1,880,547</b>	<b>\$1,161,734</b>	<b>\$1,145,319</b>	<b>\$1,274,077</b>	<b>\$1,274,077</b>
<b>Method of Financing:</b>						
555	Federal Funds					
	15.605.000 Sport Fish Restoration	\$532,362	\$716,619	\$535,032	\$663,614	\$663,614
	15.611.000 Wildlife Restoration	\$336,168	\$11,179,634	\$2,000,378	\$1,738,188	\$1,738,188
	15.626.000 HUNTER EDUCATION & SAFETY PROGRAM	\$169,200	\$423,519	\$203,779	\$203,779	\$203,779
CFDA Subtotal, Fund	555	\$1,037,730	\$12,319,772	\$2,739,189	\$2,605,581	\$2,605,581
<b>SUBTOTAL, MOF (FEDERAL FUNDS)</b>		<b>\$1,037,730</b>	<b>\$12,319,772</b>	<b>\$2,739,189</b>	<b>\$2,605,581</b>	<b>\$2,605,581</b>

**Method of Financing:**

**3.A. Strategy Request**  
 86th Regular Session, Agency Submission, Version 1  
 Automated Budget and Evaluation System of Texas (ABEST)

8/27/2018 1:15:02PM

**802 Parks and Wildlife Department**

GOAL: 3 Increase Awareness, Participation, Revenue, and Compliance  
 OBJECTIVE: 2 Increase Awareness  
 STRATEGY: 1 Outreach and Education Programs

Service Categories:

Service: 37      Income: A.2      Age: B.3

CODE	DESCRIPTION	Exp 2017	Est 2018	Bud 2019	BL 2020	BL 2021
666	Appropriated Receipts	\$138,630	\$220,955	\$0	\$0	\$0
777	Interagency Contracts	\$22,000	\$43,000	\$0	\$0	\$0
<b>SUBTOTAL, MOF (OTHER FUNDS)</b>		<b>\$160,630</b>	<b>\$263,955</b>	<b>\$0</b>	<b>\$0</b>	<b>\$0</b>
<b>TOTAL, METHOD OF FINANCE (INCLUDING RIDERS)</b>					<b>\$3,879,658</b>	<b>\$3,879,658</b>
<b>TOTAL, METHOD OF FINANCE (EXCLUDING RIDERS)</b>		<b>\$3,078,907</b>	<b>\$13,745,461</b>	<b>\$3,884,508</b>	<b>\$3,879,658</b>	<b>\$3,879,658</b>
<b>FULL TIME EQUIVALENT POSITIONS:</b>		<b>25.1</b>	<b>26.0</b>	<b>26.0</b>	<b>27.0</b>	<b>27.0</b>

**STRATEGY DESCRIPTION AND JUSTIFICATION:**

The programs funded within this strategy educate hunters, boaters and other water users to be safe, knowledgeable and responsible in pursuing hunting or water related activities, encourage the conservation and enjoyment of the state's natural and cultural resources, engage new users, especially youth, women, and minorities in natural resource outdoor recreation, and recruit new and reactivate returning outdoor users who fund the agency through purchases of licenses and sporting goods. The Communications Division manages the mandatory Hunter and Boater Education programs required of a certain age segment of participants in order to legally hunt or boat in Texas. Both hunter and boater education programs are based on nationally adopted standards. Courses are offered online, as well as from volunteers trained and managed by department staff. Other programs include outdoor skills workshops in archery, bowhunting, fishing and shot gunning; Get Outside® events, and conservation education programs such as Project WILD and Texas-based aquatic education. Most programs use trained volunteers to provide conservation education and outdoor recreation skills training.

This strategy is authorized by provisions of the Parks and Wildlife Code including §11.0181, 31.108-31.110, and 62.014.

**3.A. Strategy Request**  
 86th Regular Session, Agency Submission, Version 1  
 Automated Budget and Evaluation System of Texas (ABEST)

8/27/2018 1:15:02PM

**802 Parks and Wildlife Department**

GOAL: 3 Increase Awareness, Participation, Revenue, and Compliance

OBJECTIVE: 2 Increase Awareness

Service Categories:

STRATEGY: 1 Outreach and Education Programs

Service: 37

Income: A.2

Age: B.3

CODE	DESCRIPTION	Exp 2017	Est 2018	Bud 2019	BL 2020	BL 2021
------	-------------	----------	----------	----------	---------	---------

**EXTERNAL/INTERNAL FACTORS IMPACTING STRATEGY:**

Understanding the recreational needs and cultural values of minorities, women, youth and urban populations is critical to increase participation in hunting, fishing and other outdoor recreation. Minorities comprise only a fraction of TPWD’s traditional user base but an increasing part of the state’s demographic base. Urbanization and competition from other activities also help to determine whether these outdoor activities grow. Since outdoor recreation is a gateway to conservation, maintaining vigorous engagement in this area increases chances for a knowledgeable, conservation-minded population.

Studies indicate that children who play and learn outdoors lead healthier, happier lives and perform better in school. TPWD has a leadership role in the Texas Children in Nature network, encouraging Texans of all ages to achieve healthier lifestyles by spending more time outside. The longevity of the program significantly hinges on access to additional staff support, funding and interagency cooperation.

Federal funds including the Wildlife & Sport Fish Restoration program comprise a large portion of funding for the hunter and aquatic education programs. State match is required for receipt of these and other federal funding sources. Federal statutes prohibit diversion of state and federal wildlife funds for other uses. Without state matching funds, TPWD stands to lose mainstay funding for educational programs. Programs in this strategy rely on trained external volunteers to train constituents. Volunteers serve as a source of in-kind funds used to receive the federal match.

**3.A. Strategy Request**  
 86th Regular Session, Agency Submission, Version 1  
 Automated Budget and Evaluation System of Texas (ABEST)

8/27/2018 1:15:02PM

**802 Parks and Wildlife Department**

GOAL: 3 Increase Awareness, Participation, Revenue, and Compliance  
 OBJECTIVE: 2 Increase Awareness  
 STRATEGY: 1 Outreach and Education Programs

Service Categories:

Service: 37      Income: A.2      Age: B.3

CODE	DESCRIPTION	Exp 2017	Est 2018	Bud 2019	BL 2020	BL 2021
------	-------------	----------	----------	----------	---------	---------

**EXPLANATION OF BIENNIAL CHANGE (includes Rider amounts):**

<u>STRATEGY BIENNIAL TOTAL - ALL FUNDS</u>		<u>BIENNIAL CHANGE</u>	<u>EXPLANATION OF BIENNIAL CHANGE</u>	
<u>Base Spending (Est 2018 + Bud 2019)</u>	<u>Baseline Request (BL 2020 + BL 2021)</u>		<u>\$ Amount</u>	<u>Explanation(s) of Amount (must specify MOFs and FTEs)</u>
\$17,629,969	\$7,759,316	\$(9,870,653)	\$241,101	0009-Game, Fish, Water Safety Ac-2020-21 reallocation to address critical base funding needs.
			\$(9,847,799)	0555-Federal Funds-2020-21 reflects only base apportionments (CFDA's 15.605, 15.611, 15.615, 15.626, 15.634, 15.916, 20.219, 97.012 and 97.056).
			\$(220,955)	0666-Appropriated Receipts-2020-21 reflects only known receipts.
			\$(43,000)	0777-Interagency Contracts-2020-21 reflects only known IAC's.
			<b>\$(9,870,653)</b>	<b>Total of Explanation of Biennial Change</b>



**3.A. Strategy Request**  
 86th Regular Session, Agency Submission, Version 1  
 Automated Budget and Evaluation System of Texas (ABEST)

8/27/2018 1:15:02PM

**802 Parks and Wildlife Department**

GOAL: 3 Increase Awareness, Participation, Revenue, and Compliance

OBJECTIVE: 2 Increase Awareness

Service Categories:

STRATEGY: 2 Provide Communication Products and Services

Service: 37

Income: A.2

Age: B.3

CODE	DESCRIPTION	Exp 2017	Est 2018	Bud 2019	BL 2020	BL 2021
<b>Output Measures:</b>						
1	Number of Unique Visitors to the TPWD Website	13,772,785.00	13,498,924.00	13,566,419.00	13,634,251.00	13,702,422.00
2	Number of TPWD Online Video Views	2,736,131.00	3,000,000.00	3,100,000.00	3,200,000.00	3,300,000.00
3	Number of Subscribers to the TPWD Email Subscription Service	691,449.00	836,000.00	919,600.00	1,011,560.00	1,112,719.00
<b>Efficiency Measures:</b>						
1	Percent of Magazine Expenditures Recovered from Revenues	71.70 %	79.00 %	72.00 %	78.00 %	71.00 %
<b>Explanatory/Input Measures:</b>						
1	Avg Number of TP&W Magazines Circulated (Per Issue)	160,466.00	160,892.00	160,000.00	160,000.00	160,000.00
<b>Objects of Expense:</b>						
1001	SALARIES AND WAGES	\$2,765,478	\$3,010,840	\$2,961,014	\$3,083,479	\$3,083,479
1002	OTHER PERSONNEL COSTS	\$304,919	\$85,201	\$87,004	\$79,643	\$79,643
2001	PROFESSIONAL FEES AND SERVICES	\$47,262	\$17,697	\$128,325	\$133,017	\$133,017
2002	FUELS AND LUBRICANTS	\$11,126	\$9,297	\$126,615	\$131,307	\$131,307
2003	CONSUMABLE SUPPLIES	\$21,086	\$10,997	\$126,618	\$131,310	\$131,310
2004	UTILITIES	\$13,994	\$10,216	\$275,506	\$280,199	\$280,199
2005	TRAVEL	\$27,952	\$29,275	\$124,868	\$129,560	\$129,560

**3.A. Strategy Request**  
 86th Regular Session, Agency Submission, Version 1  
 Automated Budget and Evaluation System of Texas (ABEST)

8/27/2018 1:15:02PM

**802 Parks and Wildlife Department**

GOAL: 3 Increase Awareness, Participation, Revenue, and Compliance  
 OBJECTIVE: 2 Increase Awareness  
 STRATEGY: 2 Provide Communication Products and Services

Service Categories:

Service: 37      Income: A.2      Age: B.3

CODE	DESCRIPTION	Exp 2017	Est 2018	Bud 2019	BL 2020	BL 2021
2006	RENT - BUILDING	\$100	\$2,266	\$126,618	\$131,310	\$131,310
2007	RENT - MACHINE AND OTHER	\$15,735	\$21,027	\$126,618	\$131,310	\$131,310
2009	OTHER OPERATING EXPENSE	\$2,887,138	\$3,070,975	\$1,445,097	\$1,277,233	\$1,277,233
5000	CAPITAL EXPENDITURES	\$66,101	\$36,058	\$33,459	\$33,459	\$33,459
<b>TOTAL, OBJECT OF EXPENSE</b>		<b>\$6,160,891</b>	<b>\$6,303,849</b>	<b>\$5,561,742</b>	<b>\$5,541,827</b>	<b>\$5,541,827</b>
<b>Method of Financing:</b>						
9	Game,Fish,Water Safety Ac	\$1,796,039	\$1,658,793	\$1,668,472	\$1,916,485	\$1,916,485
64	State Parks Acct	\$1,619,156	\$1,530,924	\$1,524,983	\$1,670,942	\$1,670,942
<b>SUBTOTAL, MOF (GENERAL REVENUE FUNDS - DEDICATED)</b>		<b>\$3,415,195</b>	<b>\$3,189,717</b>	<b>\$3,193,455</b>	<b>\$3,587,427</b>	<b>\$3,587,427</b>
<b>Method of Financing:</b>						
555	Federal Funds					
	15.605.000 Sport Fish Restoration	\$101,572	\$127,660	\$128,582	\$0	\$0
	15.611.000 Wildlife Restoration	\$75,263	\$145,087	\$200,705	\$0	\$0
CFDA Subtotal, Fund	555	\$176,835	\$272,747	\$329,287	\$0	\$0
<b>SUBTOTAL, MOF (FEDERAL FUNDS)</b>		<b>\$176,835</b>	<b>\$272,747</b>	<b>\$329,287</b>	<b>\$0</b>	<b>\$0</b>

**Method of Financing:**

**3.A. Strategy Request**  
 86th Regular Session, Agency Submission, Version 1  
 Automated Budget and Evaluation System of Texas (ABEST)

8/27/2018 1:15:02PM

**802 Parks and Wildlife Department**

GOAL: 3 Increase Awareness, Participation, Revenue, and Compliance  
 OBJECTIVE: 2 Increase Awareness  
 STRATEGY: 2 Provide Communication Products and Services

Service Categories:

Service: 37      Income: A.2      Age: B.3

CODE	DESCRIPTION	Exp 2017	Est 2018	Bud 2019	BL 2020	BL 2021
666	Appropriated Receipts	\$2,522,423	\$2,781,843	\$1,990,000	\$1,905,400	\$1,905,400
802	Lic Plate Trust Fund No. 0802, est	\$46,438	\$59,542	\$49,000	\$49,000	\$49,000
<b>SUBTOTAL, MOF (OTHER FUNDS)</b>		<b>\$2,568,861</b>	<b>\$2,841,385</b>	<b>\$2,039,000</b>	<b>\$1,954,400</b>	<b>\$1,954,400</b>
<b>TOTAL, METHOD OF FINANCE (INCLUDING RIDERS)</b>					<b>\$5,541,827</b>	<b>\$5,541,827</b>
<b>TOTAL, METHOD OF FINANCE (EXCLUDING RIDERS)</b>		<b>\$6,160,891</b>	<b>\$6,303,849</b>	<b>\$5,561,742</b>	<b>\$5,541,827</b>	<b>\$5,541,827</b>
<b>FULL TIME EQUIVALENT POSITIONS:</b>		<b>46.5</b>	<b>43.0</b>	<b>43.0</b>	<b>43.0</b>	<b>43.0</b>

**STRATEGY DESCRIPTION AND JUSTIFICATION:**

This strategy helps fund communication efforts to inform and engage Texans in the responsible enjoyment of outdoor recreation and the importance of conserving the natural and cultural resources of Texas. Communications efforts include Department products such as its website, the Texas Parks & Wildlife magazine, the Texas Parks and Wildlife television series, the Passport to Texas radio series and the TPWD podcast. This strategy also includes the agency's communication services including: social media, video, mobile app (front-end design), media relations, email and text messaging marketing, marketing campaigns, photography services, printed materials, and marketing programs such as the Texas Paddling Trails, the Texas Wildlife Trails and Conservation License Plates. Collectively these communications efforts raise awareness of conservation and outdoor recreational opportunities, help retain traditional customers, generate revenue and recruit a rapidly increasing urban population that is most at risk for losing its connection with nature and the outdoors.

Relevant statutory authority includes Parks and Wildlife Code §11.0181, 11.033, 12.006, and 13.017.

**3.A. Strategy Request**  
 86th Regular Session, Agency Submission, Version 1  
 Automated Budget and Evaluation System of Texas (ABEST)

8/27/2018 1:15:02PM

---

**802 Parks and Wildlife Department**

GOAL: 3 Increase Awareness, Participation, Revenue, and Compliance

OBJECTIVE: 2 Increase Awareness

Service Categories:

STRATEGY: 2 Provide Communication Products and Services

Service: 37

Income: A.2

Age: B.3

CODE	DESCRIPTION	Exp 2017	Est 2018	Bud 2019	BL 2020	BL 2021
------	-------------	----------	----------	----------	---------	---------

**EXTERNAL/INTERNAL FACTORS IMPACTING STRATEGY:**

Economic conditions and increasing fixed costs (paper and postage) limit the magazine’s ability to recruit more subscribers and advertisers. Additional burdens include increased demand for digital formats to support print formats. This is an additional cost that has not been offset by increases in funds.

Federal grants comprise a major funding source for the TV show, radio series and Fishing Report, and require that content is strictly focused on grant-funded projects, making it difficult to serve broader agency goals to promote outdoor recreation and conservation. Sponsorship opportunities have had limited success.

Marketing is key to our efforts to retain, reactivate and recruit current, lapsed and new customers. However, funds for marketing have proven difficult to identify and dedicate to achieve these critical goals.

Further, participation in nature-based outdoor recreational activity continues to grow, but state funding for these efforts is scarce and federal funding does not allow for marketing/public relations. Sponsorship and advertising help support these communications efforts, but the availability of these funds varies greatly year-to-year and are largely based on the current economic climate.

Finally, TPWD believes that it is also important to increase awareness of outdoor recreational opportunities on non-state park land and build partnerships with communities to offer more access to the outdoors. TPWD’s Wildlife Trails and Paddling Trails programs are examples that attempt this, but are not user funded and have no dedicated source of funding.

**3.A. Strategy Request**  
 86th Regular Session, Agency Submission, Version 1  
 Automated Budget and Evaluation System of Texas (ABEST)

8/27/2018 1:15:02PM

**802 Parks and Wildlife Department**

GOAL: 3 Increase Awareness, Participation, Revenue, and Compliance  
 OBJECTIVE: 2 Increase Awareness  
 STRATEGY: 2 Provide Communication Products and Services

Service Categories:

Service: 37      Income: A.2      Age: B.3

CODE	DESCRIPTION	Exp 2017	Est 2018	Bud 2019	BL 2020	BL 2021
------	-------------	----------	----------	----------	---------	---------

**EXPLANATION OF BIENNIAL CHANGE (includes Rider amounts):**

<u>STRATEGY BIENNIAL TOTAL - ALL FUNDS</u>		<u>BIENNIAL</u>	<u>EXPLANATION OF BIENNIAL CHANGE</u>	
<u>Base Spending (Est 2018 + Bud 2019)</u>	<u>Baseline Request (BL 2020 + BL 2021)</u>	<u>CHANGE</u>	<u>\$ Amount</u>	<u>Explanation(s) of Amount (must specify MOFs and FTEs)</u>
\$11,865,591	\$11,083,654	\$(781,937)	\$505,705	0009-Game, Fish, Water Safety Ac-2020-21 reallocation to address critical base funding needs.
			\$285,977	0064-State Parks Acct-2020-21 reallocation to address critical base funding needs.
			\$(602,034)	0555-Federal Funds-2020-21 reflects only base apportionments (CFDA's 15.605, 15.611, 15.615, 15.626, 15.634, 15.916, 20.219, 97.012 and 97.056).
			\$(961,043)	0666-Appropriated Receipts-2020-21 reflects only known receipts.
			\$(10,542)	0802-Lic Plate Trust Fund No.0802, est-2020-21 reflects net of revised revenue estimates.
			<u>\$(781,937)</u>	<b>Total of Explanation of Biennial Change</b>

**3.A. Strategy Request**  
 86th Regular Session, Agency Submission, Version 1  
 Automated Budget and Evaluation System of Texas (ABEST)

8/27/2018 1:15:02PM

**802 Parks and Wildlife Department**

GOAL: 3 Increase Awareness, Participation, Revenue, and Compliance  
 OBJECTIVE: 3 Implement Licensing and Registration Provisions  
 STRATEGY: 1 Hunting and Fishing License Issuance

Service Categories:

Service: 37      Income: A.2      Age: B.3

CODE	DESCRIPTION	Exp 2017	Est 2018	Bud 2019	BL 2020	BL 2021
<b>Output Measures:</b>						
1	Number of Hunting Licenses Sold	524,111.00	501,116.00	513,644.00	518,781.00	518,781.00
2	Number of Fishing Licenses Sold	1,350,081.00	1,250,519.00	1,281,782.00	1,313,826.00	1,313,826.00
KEY 3	Number of Combination Licenses Sold	636,389.00	617,016.00	632,441.00	638,766.00	638,766.00
<b>Explanatory/Input Measures:</b>						
1	Total License Agent Costs	4,535,598.05	4,288,451.00	4,395,662.00	4,483,575.00	4,483,575.00
<b>Objects of Expense:</b>						
1001	SALARIES AND WAGES	\$400,702	\$439,925	\$473,563	\$473,563	\$473,563
1002	OTHER PERSONNEL COSTS	\$39,380	\$13,365	\$12,148	\$12,148	\$12,148
2001	PROFESSIONAL FEES AND SERVICES	\$15,862	\$10,998	\$2,500	\$2,500	\$2,500
2003	CONSUMABLE SUPPLIES	\$4,592	\$3,537	\$3,500	\$3,500	\$3,500
2004	UTILITIES	\$726	\$3,350	\$1,500	\$1,500	\$1,500
2005	TRAVEL	\$824	\$200	\$1,000	\$1,000	\$1,000
2009	OTHER OPERATING EXPENSE	\$8,673,998	\$8,980,422	\$7,064,373	\$7,649,198	\$7,649,198
<b>TOTAL, OBJECT OF EXPENSE</b>		<b>\$9,136,084</b>	<b>\$9,451,797</b>	<b>\$7,558,584</b>	<b>\$8,143,409</b>	<b>\$8,143,409</b>
<b>Method of Financing:</b>						
1	General Revenue Fund	\$75,350	\$225,000	\$225,000	\$225,000	\$225,000

**3.A. Strategy Request**  
 86th Regular Session, Agency Submission, Version 1  
 Automated Budget and Evaluation System of Texas (ABEST)

8/27/2018 1:15:02PM

**802 Parks and Wildlife Department**

GOAL: 3 Increase Awareness, Participation, Revenue, and Compliance  
 OBJECTIVE: 3 Implement Licensing and Registration Provisions  
 STRATEGY: 1 Hunting and Fishing License Issuance

Service Categories:

Service: 37      Income: A.2      Age: B.3

CODE	DESCRIPTION	Exp 2017	Est 2018	Bud 2019	BL 2020	BL 2021
<b>SUBTOTAL, MOF (GENERAL REVENUE FUNDS)</b>		<b>\$75,350</b>	<b>\$225,000</b>	<b>\$225,000</b>	<b>\$225,000</b>	<b>\$225,000</b>
<b>Method of Financing:</b>						
9	Game,Fish,Water Safety Ac	\$8,702,623	\$6,416,584	\$6,416,584	\$6,177,196	\$6,177,196
506	Non-game End Species Acct	\$0	\$0	\$0	\$187	\$187
544	Lifetime Lic Endow Acct	\$0	\$0	\$0	\$226	\$226
<b>SUBTOTAL, MOF (GENERAL REVENUE FUNDS - DEDICATED)</b>		<b>\$8,702,623</b>	<b>\$6,416,584</b>	<b>\$6,416,584</b>	<b>\$6,177,609</b>	<b>\$6,177,609</b>
<b>Method of Financing:</b>						
666	Appropriated Receipts	\$358,111	\$2,810,213	\$917,000	\$1,740,800	\$1,740,800
<b>SUBTOTAL, MOF (OTHER FUNDS)</b>		<b>\$358,111</b>	<b>\$2,810,213</b>	<b>\$917,000</b>	<b>\$1,740,800</b>	<b>\$1,740,800</b>
<b>TOTAL, METHOD OF FINANCE (INCLUDING RIDERS)</b>					<b>\$8,143,409</b>	<b>\$8,143,409</b>
<b>TOTAL, METHOD OF FINANCE (EXCLUDING RIDERS)</b>		<b>\$9,136,084</b>	<b>\$9,451,797</b>	<b>\$7,558,584</b>	<b>\$8,143,409</b>	<b>\$8,143,409</b>
<b>FULL TIME EQUIVALENT POSITIONS:</b>		<b>8.0</b>	<b>9.0</b>	<b>9.0</b>	<b>10.0</b>	<b>10.0</b>
<b>STRATEGY DESCRIPTION AND JUSTIFICATION:</b>						

**3.A. Strategy Request**  
 86th Regular Session, Agency Submission, Version 1  
 Automated Budget and Evaluation System of Texas (ABEST)

8/27/2018 1:15:02PM

---

**802 Parks and Wildlife Department**

GOAL: 3 Increase Awareness, Participation, Revenue, and Compliance  
 OBJECTIVE: 3 Implement Licensing and Registration Provisions  
 STRATEGY: 1 Hunting and Fishing License Issuance

Service Categories:

Service: 37      Income: A.2      Age: B.3

CODE	DESCRIPTION	Exp 2017	Est 2018	Bud 2019	BL 2020	BL 2021
------	-------------	----------	----------	----------	---------	---------

Recreational and commercial hunting and fishing licenses are currently (1) issued over-the-counter by a network of license agents (generally retail businesses that sell outdoor gear and supplies) and TPWD offices; (2) issued by processing mail-in applications; (3) issued by processing phone requests; or (4) issued via Internet sales. A commission of roughly 5% is paid on sales made through license agents. Sales of hunting and fishing licenses are processed through a point-of-sale system called the Texas License Connection. The Financial Resources Division manages the contract with the vendor providing the point-of-sale system, manages relationships with all the license agents, processes mail-in requests for recreational and certain commercial licenses, and produces and mails all licenses ordered via phone, mail-in or the Internet. The division also ensures that all license revenues are collected, accounted for, and reconciled between processing and accounting systems.

Statutory authority includes but is not limited to Parks and Wildlife Code § 12.701-12.707 and Chapters 42, 43, 46, 47 and 50.

**EXTERNAL/INTERNAL FACTORS IMPACTING STRATEGY:**

Key internal factors affecting this activity include (1) the availability of adequate staffing to provide timely support to license agents, timely delivery of documents due to customers (tags and licenses), to answer public and field questions 45 hours per week and the prompt collection of all funds due; and (2) adequate operation and support of the point-of-sale-system. External factors include (1) changes to regulations or statutes impacting fees or licensing requirements; (2) the state of the economy and weather factors, which can impact the volume of license sales; (3) postage costs; and (4) changes in customer use of different sales channels. Events affecting the external vendor for the automated point-of-sale system could also impact this strategy.



**3.A. Strategy Request**  
 86th Regular Session, Agency Submission, Version 1  
 Automated Budget and Evaluation System of Texas (ABEST)

8/27/2018 1:15:02PM

**802 Parks and Wildlife Department**

GOAL: 3 Increase Awareness, Participation, Revenue, and Compliance  
 OBJECTIVE: 3 Implement Licensing and Registration Provisions  
 STRATEGY: 1 Hunting and Fishing License Issuance

Service Categories:

Service: 37      Income: A.2      Age: B.3

CODE	DESCRIPTION	Exp 2017	Est 2018	Bud 2019	BL 2020	BL 2021
------	-------------	----------	----------	----------	---------	---------

**EXPLANATION OF BIENNIAL CHANGE (includes Rider amounts):**

<u>STRATEGY BIENNIAL TOTAL - ALL FUNDS</u>		<u>BIENNIAL CHANGE</u>	<u>EXPLANATION OF BIENNIAL CHANGE</u>	
<u>Base Spending (Est 2018 + Bud 2019)</u>	<u>Baseline Request (BL 2020 + BL 2021)</u>		<u>\$ Amount</u>	<u>Explanation(s) of Amount (must specify MOFs and FTEs)</u>
\$17,010,381	\$16,286,818	\$(723,563)	\$(478,776)	0009-Game, Fish, Water Safety Ac-2020-21 reallocation mainly to 3-3-2 to address base funding needs between the Boats/Licenses strategies.
			\$374	0506-Non-game End Species Acct-2020-21 Payments to License Agents, Tax Assessor Collectors, and License Vendor Rider adjustment.
			\$452	0544-Lifetime Lic Endow Acct-2020-21 Payments to License Agents, Tax Assessor Collectors, and License Vendor Rider adjustment.
			\$(245,613)	0666-Appropriated Receipts-2020-21 reflects only known receipts.
			<b>\$(723,563)</b>	<b>Total of Explanation of Biennial Change</b>

**3.A. Strategy Request**  
 86th Regular Session, Agency Submission, Version 1  
 Automated Budget and Evaluation System of Texas (ABEST)

8/27/2018 1:15:02PM

**802 Parks and Wildlife Department**

GOAL: 3 Increase Awareness, Participation, Revenue, and Compliance  
 OBJECTIVE: 3 Implement Licensing and Registration Provisions  
 STRATEGY: 2 Boat Registration and Titling

Service Categories:

Service: 37      Income: A.2      Age: B.3

CODE	DESCRIPTION	Exp 2017	Est 2018	Bud 2019	BL 2020	BL 2021
<b>Output Measures:</b>						
1	# of Boat Registration, Titling, & Marine Industry Lic Trans Processed	508,840.00	514,626.00	513,727.00	513,727.00	513,727.00
<b>Objects of Expense:</b>						
1001	SALARIES AND WAGES	\$811,260	\$813,881	\$832,882	\$832,882	\$832,882
1002	OTHER PERSONNEL COSTS	\$92,774	\$30,636	\$26,504	\$26,504	\$26,504
2001	PROFESSIONAL FEES AND SERVICES	\$40,048	\$43,500	\$27,892	\$27,892	\$27,892
2002	FUELS AND LUBRICANTS	\$65	\$50	\$200	\$200	\$200
2003	CONSUMABLE SUPPLIES	\$24,546	\$17,220	\$16,500	\$16,500	\$16,500
2004	UTILITIES	\$1,501	\$3,550	\$3,500	\$3,500	\$3,500
2005	TRAVEL	\$16	\$500	\$0	\$0	\$0
2006	RENT - BUILDING	\$17,247	\$0	\$0	\$0	\$0
2009	OTHER OPERATING EXPENSE	\$584,264	\$555,434	\$509,718	\$762,802	\$762,802
<b>TOTAL, OBJECT OF EXPENSE</b>		<b>\$1,571,721</b>	<b>\$1,464,771</b>	<b>\$1,417,196</b>	<b>\$1,670,280</b>	<b>\$1,670,280</b>
<b>Method of Financing:</b>						
9	Game, Fish, Water Safety Ac	\$1,464,622	\$1,417,196	\$1,417,196	\$1,670,280	\$1,670,280
<b>SUBTOTAL, MOF (GENERAL REVENUE FUNDS - DEDICATED)</b>		<b>\$1,464,622</b>	<b>\$1,417,196</b>	<b>\$1,417,196</b>	<b>\$1,670,280</b>	<b>\$1,670,280</b>

**3.A. Strategy Request**  
 86th Regular Session, Agency Submission, Version 1  
 Automated Budget and Evaluation System of Texas (ABEST)

8/27/2018 1:15:02PM

---

**802 Parks and Wildlife Department**

GOAL: 3 Increase Awareness, Participation, Revenue, and Compliance  
 OBJECTIVE: 3 Implement Licensing and Registration Provisions  
 STRATEGY: 2 Boat Registration and Titling

Service Categories:

Service: 37      Income: A.2      Age: B.3

CODE	DESCRIPTION	Exp 2017	Est 2018	Bud 2019	BL 2020	BL 2021
<b>Method of Financing:</b>						
666	Appropriated Receipts	\$107,099	\$47,575	\$0	\$0	\$0
<b>SUBTOTAL, MOF (OTHER FUNDS)</b>		<b>\$107,099</b>	<b>\$47,575</b>	<b>\$0</b>	<b>\$0</b>	<b>\$0</b>
<b>TOTAL, METHOD OF FINANCE (INCLUDING RIDERS)</b>					<b>\$1,670,280</b>	<b>\$1,670,280</b>
<b>TOTAL, METHOD OF FINANCE (EXCLUDING RIDERS)</b>		<b>\$1,571,721</b>	<b>\$1,464,771</b>	<b>\$1,417,196</b>	<b>\$1,670,280</b>	<b>\$1,670,280</b>
<b>FULL TIME EQUIVALENT POSITIONS:</b>		<b>21.0</b>	<b>21.0</b>	<b>21.0</b>	<b>21.0</b>	<b>21.0</b>
<b>STRATEGY DESCRIPTION AND JUSTIFICATION:</b>						

**3.A. Strategy Request**  
 86th Regular Session, Agency Submission, Version 1  
 Automated Budget and Evaluation System of Texas (ABEST)

8/27/2018 1:15:02PM

---

**802 Parks and Wildlife Department**

GOAL: 3 Increase Awareness, Participation, Revenue, and Compliance

OBJECTIVE: 3 Implement Licensing and Registration Provisions

Service Categories:

STRATEGY: 2 Boat Registration and Titling

Service: 37

Income: A.2

Age: B.3

CODE	DESCRIPTION	Exp 2017	Est 2018	Bud 2019	BL 2020	BL 2021
------	-------------	----------	----------	----------	---------	---------

Boat registration and vessel/boat motor titles are currently (1) issued over-the-counter at TPWD Law Enforcement offices, TPWD Headquarters and at participating county tax assessor-collector offices throughout the state; (2) issued by processing mail-in applications; or (3) sold via the Internet (registration renewals and replacement titles/cards/decals only). Boat titling and registrations are processed through a web-based application. A 10% commission on boat registration and titling fees is paid on sales through county tax assessor-collector offices. Ninety-five percent (95%) of sales tax revenues collected are transferred to the Comptroller's Office for deposit into General Revenue Fund 001.

The Financial Resources Division manages relationships with all the law enforcement and tax assessor-collector staff processing boat titles and registrations. TPWD Headquarters staff provide answers to the public and field staff via two phone banks, process mail-in requests for titles, registrations and marine dealer licenses, produce and mail all titles, decals and ID cards not provided over the counter, and ensure that all marine license, title and registration fees and boat sales taxes are collected, accounted for and reconciled between processing and accounting systems. Relevant statutory authority includes Parks and Wildlife Code Chapter 31, Chapter 11, §11.032 (Game, Fish and Water Safety Account-Sources), and Tax Code, Chapter 160.

**EXTERNAL/INTERNAL FACTORS IMPACTING STRATEGY:**

Key internal factors affecting this activity include (1) the availability of adequate staffing to provide timely and accurate processing of registration/titling and related documents, to provide timely delivery of documents due to customers (titles, decals, etc.), to answer public and field questions 45 hours per week, and to promptly collect all funds due; and (2) adequate operation and support of the point-of-sale system. External factors include (1) changes to regulations or statutes impacting fees or boat registration/titling requirements; (2) the state of the economy and environmental (weather) factors, which can impact the volume of boat registration and titling transactions; and (3) postage, decal supply and printing costs, and costs associated with acceptance of credit cards.

TPWD relies on existing TxDMV technology infrastructure in place at tax assessor-collector offices (for vehicle registrations) to allow counties to access our boat registration system. The continued functionality and availability of the TxDMV system is necessary or TPWD must establish a new access approach.

**3.A. Strategy Request**  
 86th Regular Session, Agency Submission, Version 1  
 Automated Budget and Evaluation System of Texas (ABEST)

8/27/2018 1:15:02PM

**802 Parks and Wildlife Department**

GOAL: 3 Increase Awareness, Participation, Revenue, and Compliance  
 OBJECTIVE: 3 Implement Licensing and Registration Provisions  
 STRATEGY: 2 Boat Registration and Titling

Service Categories:

Service: 37      Income: A.2      Age: B.3

CODE	DESCRIPTION	Exp 2017	Est 2018	Bud 2019	BL 2020	BL 2021
------	-------------	----------	----------	----------	---------	---------

**EXPLANATION OF BIENNIAL CHANGE (includes Rider amounts):**

<u>STRATEGY BIENNIAL TOTAL - ALL FUNDS</u>		<u>BIENNIAL CHANGE</u>	<u>EXPLANATION OF BIENNIAL CHANGE</u>	
<u>Base Spending (Est 2018 + Bud 2019)</u>	<u>Baseline Request (BL 2020 + BL 2021)</u>		<u>\$ Amount</u>	<u>Explanation(s) of Amount (must specify MOFs and FTEs)</u>
\$2,881,967	\$3,340,560	\$458,593	\$506,168	0009-Game, Fish, Water Safety Ac-2020-21 reallocation mainly from 3-3-1 to address base funding needs between the Boats/Licenses strategies.
			\$(47,575)	0666-Appropriated Receipts-2020-21 reflects only known receipts.
			<b>\$458,593</b>	<b>Total of Explanation of Biennial Change</b>

**3.A. Strategy Request**  
 86th Regular Session, Agency Submission, Version 1  
 Automated Budget and Evaluation System of Texas (ABEST)

8/27/2018 1:15:02PM

**802 Parks and Wildlife Department**

GOAL: 4 Manage Capital Programs  
 OBJECTIVE: 1 Ensures Projects are Completed on Time Service Categories:  
 STRATEGY: 1 Implement Capital Improvements and Major Repairs Service: 10 Income: A.2 Age: B.3

CODE	DESCRIPTION	Exp 2017	Est 2018	Bud 2019	BL 2020	BL 2021
<b>Output Measures:</b>						
1	Number of Major Repair/Construction Projects Completed	21.00	29.00	65.00	31.00	10.00
2	Number of Major Repair/Construction Projects Managed	153.00	150.00	150.00	129.00	129.00
<b>Objects of Expense:</b>						
1001	SALARIES AND WAGES	\$3,165,490	\$1,791,987	\$555,231	\$0	\$0
1002	OTHER PERSONNEL COSTS	\$77,795	\$81,558	\$17,172	\$0	\$0
2001	PROFESSIONAL FEES AND SERVICES	\$12,267,393	\$2,306,486	\$0	\$0	\$0
2002	FUELS AND LUBRICANTS	\$29,455	\$13,896	\$0	\$0	\$0
2003	CONSUMABLE SUPPLIES	\$2,731	\$208	\$0	\$0	\$0
2004	UTILITIES	\$73,132	\$1,672	\$0	\$0	\$0
2005	TRAVEL	\$190,755	\$68,218	\$0	\$0	\$0
2007	RENT - MACHINE AND OTHER	\$15,227	\$5,327	\$0	\$0	\$0
2009	OTHER OPERATING EXPENSE	\$15,497,778	\$7,597,812	\$0	\$0	\$0
4000	GRANTS	\$614,111	\$145,899	\$0	\$0	\$0
5000	CAPITAL EXPENDITURES	\$77,940,948	\$46,323,680	\$47,859,176	\$50,562,922	\$23,425,171
<b>TOTAL, OBJECT OF EXPENSE</b>		<b>\$109,874,815</b>	<b>\$58,336,743</b>	<b>\$48,431,579</b>	<b>\$50,562,922</b>	<b>\$23,425,171</b>

**Method of Financing:**

**3.A. Strategy Request**  
 86th Regular Session, Agency Submission, Version 1  
 Automated Budget and Evaluation System of Texas (ABEST)

8/27/2018 1:15:02PM

**802 Parks and Wildlife Department**

GOAL: 4 Manage Capital Programs  
 OBJECTIVE: 1 Ensures Projects are Completed on Time Service Categories:  
 STRATEGY: 1 Implement Capital Improvements and Major Repairs Service: 10 Income: A.2 Age: B.3

CODE	DESCRIPTION	Exp 2017	Est 2018	Bud 2019	BL 2020	BL 2021
1	General Revenue Fund	\$112,857	\$338,550	\$338,550	\$69,739	\$0
400	Sporting Good Tax-State	\$3,328,726	\$0	\$0	\$0	\$0
403	Capital Account	\$1,736,093	\$28,654,283	\$28,654,282	\$23,425,172	\$23,425,171
8016	URMFT	\$68,498	\$0	\$0	\$0	\$0
<b>SUBTOTAL, MOF (GENERAL REVENUE FUNDS)</b>		<b>\$5,246,174</b>	<b>\$28,992,833</b>	<b>\$28,992,832</b>	<b>\$23,494,911</b>	<b>\$23,425,171</b>
<b>Method of Financing:</b>						
9	Game,Fish,Water Safety Ac	\$7,042,034	\$6,802,230	\$1,731,131	\$8,200,000	\$0
64	State Parks Acct	\$4,396,840	\$1,211,349	\$511,654	\$0	\$0
544	Lifetime Lic Endow Acct	\$0	\$3,500,000	\$0	\$0	\$0
5166	Deferred Maintenance	\$73,765,988	\$0	\$0	\$0	\$0
<b>SUBTOTAL, MOF (GENERAL REVENUE FUNDS - DEDICATED)</b>		<b>\$85,204,862</b>	<b>\$11,513,579</b>	<b>\$2,242,785</b>	<b>\$8,200,000</b>	<b>\$0</b>
<b>Method of Financing:</b>						
555	Federal Funds					
10.923.000	Emergency Watershed Protection	\$921,265	\$0	\$0	\$44,267	\$0
11.419.000	Coastal Zone Management	\$374,875	\$300,000	\$0	\$25,125	\$0
14.218.001	CDBG - Wildfire	\$0	\$0	\$0	\$90,016	\$0
15.611.000	Wildlife Restoration	\$1,332,745	\$2,176,146	\$8,981,696	\$1,332,035	\$0

**3.A. Strategy Request**  
 86th Regular Session, Agency Submission, Version 1  
 Automated Budget and Evaluation System of Texas (ABEST)

8/27/2018 1:15:02PM

**802 Parks and Wildlife Department**

GOAL: 4 Manage Capital Programs  
 OBJECTIVE: 1 Ensures Projects are Completed on Time  
 STRATEGY: 1 Implement Capital Improvements and Major Repairs

Service Categories:  
 Service: 10      Income: A.2      Age: B.3

CODE	DESCRIPTION	Exp 2017	Est 2018	Bud 2019	BL 2020	BL 2021
15.614.000	Coastal Wetlands Plannin	\$74,541	\$223,079	\$0	\$24,762	\$0
15.668.001	Construct. of Freshwater Pond&Brush	\$9,169	\$552,019	\$0	\$0	\$0
15.916.000	Outdoor Recreation_Acquis	\$700,510	\$804,269	\$1,249,594	\$250,000	\$0
20.205.000	Highway Planning and Cons	\$4,911	\$12,565	\$328,859	\$0	\$0
20.219.000	National Recreational Tr	\$392,813	\$11,657	\$0	\$0	\$0
97.036.000	Public Assistance Grants	\$16,227	\$521,840	\$15,339	\$345,266	\$0
CFDA Subtotal, Fund 555		\$3,827,056	\$4,601,575	\$10,575,488	\$2,111,471	\$0
<b>SUBTOTAL, MOF (FEDERAL FUNDS)</b>		<b>\$3,827,056</b>	<b>\$4,601,575</b>	<b>\$10,575,488</b>	<b>\$2,111,471</b>	<b>\$0</b>
<b>Method of Financing:</b>						
666	Appropriated Receipts	\$2,076,192	\$4,330,464	\$1,009,177	\$11,171,962	\$0
777	Interagency Contracts	\$125,042	\$6,404,444	\$0	\$0	\$0
780	Bond Proceed-Gen Obligat	\$13,395,489	\$2,493,848	\$5,611,297	\$5,584,578	\$0
<b>SUBTOTAL, MOF (OTHER FUNDS)</b>		<b>\$15,596,723</b>	<b>\$13,228,756</b>	<b>\$6,620,474</b>	<b>\$16,756,540</b>	<b>\$0</b>
<b>Rider Appropriations:</b>						
9	Game,Fish,Water Safety Ac					
4	1 Appropriation: Unexpended Balance for Construction Projects				\$0	\$0
403	Capital Account					



**3.A. Strategy Request**  
 86th Regular Session, Agency Submission, Version 1  
 Automated Budget and Evaluation System of Texas (ABEST)

8/27/2018 1:15:02PM

**802 Parks and Wildlife Department**

GOAL: 4 Manage Capital Programs  
 OBJECTIVE: 1 Ensures Projects are Completed on Time  
 STRATEGY: 1 Implement Capital Improvements and Major Repairs

Service Categories:  
 Service: 10      Income: A.2      Age: B.3

CODE	DESCRIPTION	Exp 2017	Est 2018	Bud 2019	BL 2020	BL 2021
4 1	Appropriation: Unexpended Balance for Construction Projects				\$0	\$0
<b>TOTAL, RIDER &amp; UNEXPENDED BALANCES APPROP</b>					<b>\$0</b>	<b>\$0</b>
<b>TOTAL, METHOD OF FINANCE (INCLUDING RIDERS)</b>					<b>\$50,562,922</b>	<b>\$23,425,171</b>
<b>TOTAL, METHOD OF FINANCE (EXCLUDING RIDERS)</b>		<b>\$109,874,815</b>	<b>\$58,336,743</b>	<b>\$48,431,579</b>	<b>\$50,562,922</b>	<b>\$23,425,171</b>
<b>FULL TIME EQUIVALENT POSITIONS:</b>		<b>53.6</b>	<b>33.3</b>	<b>33.3</b>	<b>0.0</b>	<b>0.0</b>

**STRATEGY DESCRIPTION AND JUSTIFICATION:**

This strategy reflects the Department's funding for capital improvement and major repair projects needed to maintain and develop more than 150 different locations throughout the state. These facilities have been acquired and developed to represent the highlights and uniqueness of Texas landscapes, natural environments, wildlife, history and culture. While revenue, general obligation bonds, and Sporting Goods Sales Tax proceeds appropriated in past years have made strides in addressing the deferred maintenance backlog, there remains a significant backlog of deferred projects ranging from general repairs to code compliance to life safety.

Relevant statutory authority includes but is not limited to Texas Const., Art. 3, §49-e, Art 3, §50-f, and Parks and Wildlife Code Chapter 22, §11.043, 13.002, 13.0045, 81.101-102.

**EXTERNAL/INTERNAL FACTORS IMPACTING STRATEGY:**

**3.A. Strategy Request**  
 86th Regular Session, Agency Submission, Version 1  
 Automated Budget and Evaluation System of Texas (ABEST)

8/27/2018 1:15:02PM

---

**802 Parks and Wildlife Department**

GOAL: 4 Manage Capital Programs  
 OBJECTIVE: 1 Ensures Projects are Completed on Time Service Categories:  
 STRATEGY: 1 Implement Capital Improvements and Major Repairs Service: 10 Income: A.2 Age: B.3

CODE	DESCRIPTION	Exp 2017	Est 2018	Bud 2019	BL 2020	BL 2021
------	-------------	----------	----------	----------	---------	---------

TPWD’s assets have been enjoyed by visitors for many decades, contributing to their quality being eroded over time in the absence of sustained funding to address deferred maintenance needs. Texas’ harsh climate also contributes to deterioration of facilities. A planned and sustained program of repair and restoration is critical to ensuring TPWD’s ability to effectively address facility needs.

Challenges in this area include uncertainty of funding from session to session, weather/disaster events, changing legislative priorities, and emergency projects. In a significant departure from past sessions, in 2018-19, the Legislature eliminated TPWD’s ability to carry forward unexpended balances of GR/GR-D capital construction authority. The requirement to have all funds encumbered in the same biennium in which they are appropriated significantly limits flexibility to respond to emerging priorities such as those caused by unexpected weather catastrophes and can pose impediments to efficient use of capital funding.

Weather related events also continue to pose serious issues for TPWD’s infrastructure. Although TPWD received approximately \$66.2 million in 2018-19 capital construction appropriations, Hurricane Harvey facility damages set the Department back at approximately \$22 million. Because of this, approximately \$11 million had to be redirected to address higher priority hurricane repairs and critical deferred maintenance.

TPWD faces significant challenges in trying to balance evolving capital construction priorities with strategic long-term planning.

**3.A. Strategy Request**  
 86th Regular Session, Agency Submission, Version 1  
 Automated Budget and Evaluation System of Texas (ABEST)

8/27/2018 1:15:02PM

**802 Parks and Wildlife Department**

GOAL: 4 Manage Capital Programs  
 OBJECTIVE: 1 Ensures Projects are Completed on Time Service Categories:  
 STRATEGY: 1 Implement Capital Improvements and Major Repairs Service: 10 Income: A.2 Age: B.3

CODE	DESCRIPTION	Exp 2017	Est 2018	Bud 2019	BL 2020	BL 2021
------	-------------	----------	----------	----------	---------	---------

**EXPLANATION OF BIENNIAL CHANGE (includes Rider amounts):**

<u>STRATEGY BIENNIAL TOTAL - ALL FUNDS</u>		<u>BIENNIAL CHANGE</u>	<u>EXPLANATION OF BIENNIAL CHANGE</u>	
<u>Base Spending (Est 2018 + Bud 2019)</u>	<u>Baseline Request (BL 2020 + BL 2021)</u>		<u>\$ Amount</u>	<u>Explanation(s) of Amount (must specify MOFs and FTEs)</u>
\$106,768,322	\$73,988,093	\$(32,780,229)	\$(607,361)	0001-General Revenue Fund-2020-21 reallocated to 3-1-1 to address base funding need for reoccurring SORM budget shortfall.
			\$(10,458,222)	0400-Sporting Good Tax-State-2020-21 reallocated to Goal B to critical operational base funding needs in State Parks.
			\$(333,361)	0009-Game, Fish, Water Safety Ac-2018-19 onetime projects, funding transferred from Goal A over base appropriation and reallocation into Strategy 4-1-3 to address construction project paid issue.
			\$(1,723,003)	0064-State Parks Acct-2018-19 onetime projects, funding transferred from Goal B and reallocation into Strategy 4-1-3 to address construction project paid issue.
			\$(3,500,000)	0544-Lifetime Lic Endow Acct-2018-19 onetime Lifetime License Endowment Acct appropriation.

**3.A. Strategy Request**  
 86th Regular Session, Agency Submission, Version 1  
 Automated Budget and Evaluation System of Texas (ABEST)

8/27/2018 1:15:02PM

---

**802 Parks and Wildlife Department**

GOAL: 4 Manage Capital Programs  
 OBJECTIVE: 1 Ensures Projects are Completed on Time  
 STRATEGY: 1 Implement Capital Improvements and Major Repairs

Service Categories:  
 Service: 10      Income: A.2      Age: B.3

CODE	DESCRIPTION	Exp 2017	Est 2018	Bud 2019	BL 2020	BL 2021
	\$106,768,322	\$73,988,093	\$(32,780,229)	\$(13,065,592)	0555-Federal Funds-2020-21 reflects only base apportionments (CFDA's 15.605, 15.611, 15.615, 15.626, 15.634, 15.916, 20.219, 97.012 and 97.056).	
				\$5,832,321	0666-Appropriated Receipts-2020-21 reflects only known receipts.	
				\$(6,404,444)	0777-Interagency Contracts-2020-21 reflects only known IAC's.	
				\$(2,520,567)	0780-Bond Proceed-Gen Obligat-2020-21 GO Bond UB variance.	
				<u>\$(32,780,229)</u>	<b>Total of Explanation of Biennial Change</b>	

**3.A. Strategy Request**  
 86th Regular Session, Agency Submission, Version 1  
 Automated Budget and Evaluation System of Texas (ABEST)

8/27/2018 1:15:02PM

**802 Parks and Wildlife Department**

GOAL: 4 Manage Capital Programs  
 OBJECTIVE: 1 Ensures Projects are Completed on Time  
 STRATEGY: 2 Land Acquisition

Service Categories:

Service: 37      Income: A.2      Age: B.3

CODE	DESCRIPTION	Exp 2017	Est 2018	Bud 2019	BL 2020	BL 2021
<b>Output Measures:</b>						
1	Number of Acres Acquired (Net)	5,742.61	1,054.00	2,315.00	475.00	1,400.00
2	Number of Acres Transferred	0.00	0.00	0.00	1,997.00	0.00
<b>Explanatory/Input Measures:</b>						
1	Number of Acres in Department's Public Lands System per 1,000 Texans	51.15	50.44	50.20	49.80	49.20
<b>Objects of Expense:</b>						
1001	SALARIES AND WAGES	\$398,961	\$447,694	\$438,239	\$438,239	\$438,239
1002	OTHER PERSONNEL COSTS	\$18,889	\$7,180	\$0	\$0	\$0
2001	PROFESSIONAL FEES AND SERVICES	\$19,574	\$12,500	\$0	\$0	\$0
2002	FUELS AND LUBRICANTS	\$561	\$1,000	\$0	\$0	\$0
2003	CONSUMABLE SUPPLIES	\$2,265	\$1,000	\$0	\$0	\$0
2004	UTILITIES	\$1,995	\$1,500	\$0	\$0	\$0
2005	TRAVEL	\$1,271	\$3,000	\$0	\$0	\$0
2007	RENT - MACHINE AND OTHER	\$334	\$1,800	\$0	\$0	\$0
2009	OTHER OPERATING EXPENSE	\$24,509	\$1,918,217	\$1,879,928	\$1,884,327	\$1,884,327
4000	GRANTS	\$1,834,660	\$1,780,736	\$0	\$1,760,910	\$0
5000	CAPITAL EXPENDITURES	\$3,483,311	\$5,051,347	\$0	\$0	\$0

**3.A. Strategy Request**  
 86th Regular Session, Agency Submission, Version 1  
 Automated Budget and Evaluation System of Texas (ABEST)

8/27/2018 1:15:02PM

**802 Parks and Wildlife Department**

GOAL: 4 Manage Capital Programs  
 OBJECTIVE: 1 Ensures Projects are Completed on Time  
 STRATEGY: 2 Land Acquisition

Service Categories:

Service: 37      Income: A.2      Age: B.3

CODE	DESCRIPTION	Exp 2017	Est 2018	Bud 2019	BL 2020	BL 2021
<b>TOTAL, OBJECT OF EXPENSE</b>		<b>\$5,786,330</b>	<b>\$9,225,974</b>	<b>\$2,318,167</b>	<b>\$4,083,476</b>	<b>\$2,322,566</b>
<b>Method of Financing:</b>						
1	General Revenue Fund	\$1,895,282	\$1,880,736	\$119,826	\$1,880,736	\$119,826
400	Sporting Good Tax-State	\$0	\$15,733	\$0	\$0	\$0
<b>SUBTOTAL, MOF (GENERAL REVENUE FUNDS)</b>		<b>\$1,895,282</b>	<b>\$1,896,469</b>	<b>\$119,826</b>	<b>\$1,880,736</b>	<b>\$119,826</b>
<b>Method of Financing:</b>						
9	Game,Fish,Water Safety Ac	\$180,168	\$169,842	\$169,842	\$175,159	\$175,159
64	State Parks Acct	\$187,696	\$222,240	\$150,240	\$149,322	\$149,322
544	Lifetime Lic Endow Acct	\$0	\$500,000	\$0	\$0	\$0
<b>SUBTOTAL, MOF (GENERAL REVENUE FUNDS - DEDICATED)</b>		<b>\$367,864</b>	<b>\$892,082</b>	<b>\$320,082</b>	<b>\$324,481</b>	<b>\$324,481</b>
<b>Method of Financing:</b>						
555	Federal Funds					
	15.916.000 Outdoor Recreation_Acquis	\$0	\$2,895,470	\$1,878,259	\$1,878,259	\$1,878,259
	87.051.001 RESTORE Council - Matagorda Bay	\$3,087,263	\$3,428,737	\$0	\$0	\$0
CFDA Subtotal, Fund	555	\$3,087,263	\$6,324,207	\$1,878,259	\$1,878,259	\$1,878,259

**3.A. Strategy Request**  
 86th Regular Session, Agency Submission, Version 1  
 Automated Budget and Evaluation System of Texas (ABEST)

8/27/2018 1:15:02PM

---

**802 Parks and Wildlife Department**

GOAL: 4 Manage Capital Programs  
 OBJECTIVE: 1 Ensures Projects are Completed on Time  
 STRATEGY: 2 Land Acquisition

Service Categories:

Service: 37      Income: A.2      Age: B.3

CODE	DESCRIPTION	Exp 2017	Est 2018	Bud 2019	BL 2020	BL 2021
<b>SUBTOTAL, MOF (FEDERAL FUNDS)</b>		<b>\$3,087,263</b>	<b>\$6,324,207</b>	<b>\$1,878,259</b>	<b>\$1,878,259</b>	<b>\$1,878,259</b>
<b>Method of Financing:</b>						
666	Appropriated Receipts	\$435,921	\$113,216	\$0	\$0	\$0
<b>SUBTOTAL, MOF (OTHER FUNDS)</b>		<b>\$435,921</b>	<b>\$113,216</b>	<b>\$0</b>	<b>\$0</b>	<b>\$0</b>
<b>TOTAL, METHOD OF FINANCE (INCLUDING RIDERS)</b>					<b>\$4,083,476</b>	<b>\$2,322,566</b>
<b>TOTAL, METHOD OF FINANCE (EXCLUDING RIDERS)</b>		<b>\$5,786,330</b>	<b>\$9,225,974</b>	<b>\$2,318,167</b>	<b>\$4,083,476</b>	<b>\$2,322,566</b>
<b>FULL TIME EQUIVALENT POSITIONS:</b>		<b>5.8</b>	<b>6.0</b>	<b>6.0</b>	<b>6.0</b>	<b>6.0</b>
<b>STRATEGY DESCRIPTION AND JUSTIFICATION:</b>						

**3.A. Strategy Request**  
 86th Regular Session, Agency Submission, Version 1  
 Automated Budget and Evaluation System of Texas (ABEST)

8/27/2018 1:15:02PM

---

**802 Parks and Wildlife Department**

GOAL: 4 Manage Capital Programs  
 OBJECTIVE: 1 Ensures Projects are Completed on Time Service Categories:  
 STRATEGY: 2 Land Acquisition Service: 37 Income: A.2 Age: B.3

CODE	DESCRIPTION	Exp 2017	Est 2018	Bud 2019	BL 2020	BL 2021
------	-------------	----------	----------	----------	---------	---------

Through the addition of lands to the TPWD system and provision of grant funds to purchase conservation easements, the agency strives to meet the state’s recreational needs and conserve and protect vital habitat and natural resources. This strategy reflects: (1) the department’s capital budget authority for acquisition of land and other real property, and (2) grants to purchase conservation easements from willing sellers under the Texas Farm and Ranchlands Conservation Program (TFRLCP). TPWD’s land acquisition efforts are focused on addressing the goals and objectives set forth in the Land and Water Conservation and Recreation Plan, including expansion of existing sites and conservation of priority habitats. The goal of TFRLCP is to conserve working lands that have high values for water, fish, wildlife and agricultural production that are at risk of development.

Land Acquisition staff negotiate and manage all agency land transactions, including sales, purchases, leases, conservation and other easements, analyze existing land inventory and make recommendations to the Executive Director and Commission.

Relevant statutory authority includes but is not limited to Const., Art.3, §49-e and Parks and Wildlife Code §11.043, 13.001, 13.002, 13.005, 13.008, 13.009, 81.102, 81.103, 81.401.

**EXTERNAL/INTERNAL FACTORS IMPACTING STRATEGY:**



**3.A. Strategy Request**  
 86th Regular Session, Agency Submission, Version 1  
 Automated Budget and Evaluation System of Texas (ABEST)

8/27/2018 1:15:02PM

---

**802 Parks and Wildlife Department**

GOAL: 4 Manage Capital Programs  
 OBJECTIVE: 1 Ensures Projects are Completed on Time  
 STRATEGY: 2 Land Acquisition

Service Categories:

Service: 37      Income: A.2      Age: B.3

CODE	DESCRIPTION	Exp 2017	Est 2018	Bud 2019	BL 2020	BL 2021
------	-------------	----------	----------	----------	---------	---------

The most significant factors impacting the acquisition of new public lands include the availability of funding for acquisition purposes, the availability of priority lands, and general market conditions. As the population of the state continues to grow and becomes increasingly urban, and as rural lands are converted for residential uses, opportunities and venues for outdoor recreational experiences will continue to diminish. It will be increasingly important for TPWD to acquire lands to meet the needs of the public, including parks to improve access in underserved areas and wildlife management areas in under-represented ecosystems. These factors make pursuing innovative partnerships and maximizing state funding for land acquisition a high priority.

Activities included in this strategy were expanded in 2015, when the Legislature passed House Bill 1925, transferring the Texas Farm and Ranch Lands Conservation Program (TFRLCP) from the General Land Office to TPWD, appropriating \$2.0 million and two FTEs for TPWD to implement the program. This appropriation was continued for the 2018-19 biennium. The Texas Farm and Ranchlands Trust Council has approved funding for a number of projects, covering tens of thousands of acres of the state's high value working farms and ranches under conservation agreement.

**3.A. Strategy Request**  
 86th Regular Session, Agency Submission, Version 1  
 Automated Budget and Evaluation System of Texas (ABEST)

8/27/2018 1:15:02PM

**802 Parks and Wildlife Department**

GOAL: 4 Manage Capital Programs  
 OBJECTIVE: 1 Ensures Projects are Completed on Time Service Categories:  
 STRATEGY: 2 Land Acquisition Service: 37 Income: A.2 Age: B.3

CODE	DESCRIPTION	Exp 2017	Est 2018	Bud 2019	BL 2020	BL 2021
------	-------------	----------	----------	----------	---------	---------

**EXPLANATION OF BIENNIAL CHANGE (includes Rider amounts):**

<u>STRATEGY BIENNIAL TOTAL - ALL FUNDS</u>		<u>BIENNIAL CHANGE</u>	<u>EXPLANATION OF BIENNIAL CHANGE</u>	
<u>Base Spending (Est 2018 + Bud 2019)</u>	<u>Baseline Request (BL 2020 + BL 2021)</u>		<u>\$ Amount</u>	<u>Explanation(s) of Amount (must specify MOFs and FTEs)</u>
\$11,544,141	\$6,406,042	\$(5,138,099)	\$(15,733)	0400-Sporting Good Tax-State-2018-19 onetime appraisal projects.
			\$10,634	0009-Game, Fish, Water Safety Ac-2020-21 funding reallocation in conjunction with Fund 0064 for proportionality realignment.
			\$(73,836)	0064-State Parks Acct-2018-19 onetime appraisal projects and 2020-21 funding reallocation in conjunction with Fund 0009 for proportionality realignment.
			\$(500,000)	0544-Lifetime Lic Endow Acct-2018-19 onetime Lifetime License Endowment Acct appropriation.
			\$(4,445,948)	0555-Federal Funds-2020-21 reflects only base apportionments (CFDA's 15.605, 15.611, 15.615, 15.626, 15.634, 15.916, 20.219, 97.012 and 97.056).
			\$(113,216)	0666-Appropriated Receipts-2020-21 reflects only known receipts.

**3.A. Strategy Request**  
 86th Regular Session, Agency Submission, Version 1  
 Automated Budget and Evaluation System of Texas (ABEST)

8/27/2018 1:15:02PM

---

**802 Parks and Wildlife Department**

GOAL: 4 Manage Capital Programs  
 OBJECTIVE: 1 Ensures Projects are Completed on Time  
 STRATEGY: 2 Land Acquisition

Service Categories:  
 Service: 37      Income: A.2      Age: B.3

CODE	DESCRIPTION	Exp 2017	Est 2018	Bud 2019	BL 2020	BL 2021
------	-------------	----------	----------	----------	---------	---------

\$(5,138,099)      **Total of Explanation of Biennial Change**

**3.A. Strategy Request**  
 86th Regular Session, Agency Submission, Version 1  
 Automated Budget and Evaluation System of Texas (ABEST)

8/27/2018 1:15:02PM

**802 Parks and Wildlife Department**

GOAL: 4 Manage Capital Programs  
 OBJECTIVE: 1 Ensures Projects are Completed on Time  
 STRATEGY: 3 Infrastructure Program Administration

Service Categories:

Service: 10      Income: A.2      Age: B.3

CODE	DESCRIPTION	Exp 2017	Est 2018	Bud 2019	BL 2020	BL 2021
<b>Objects of Expense:</b>						
1001	SALARIES AND WAGES	\$2,432,796	\$3,284,142	\$3,272,263	\$5,928,742	\$5,928,742
1002	OTHER PERSONNEL COSTS	\$399,618	\$117,258	\$101,204	\$183,363	\$183,363
2001	PROFESSIONAL FEES AND SERVICES	\$22,500	\$26,060	\$20,800	\$20,800	\$20,800
2002	FUELS AND LUBRICANTS	\$12,352	\$16,600	\$13,748	\$13,748	\$13,748
2003	CONSUMABLE SUPPLIES	\$30,328	\$24,590	\$26,496	\$26,499	\$26,499
2004	UTILITIES	\$49,490	\$40,380	\$35,136	\$35,136	\$35,136
2005	TRAVEL	\$31,060	\$80,590	\$42,339	\$42,338	\$42,338
2006	RENT - BUILDING	\$37,449	\$2,500	\$680	\$680	\$680
2007	RENT - MACHINE AND OTHER	\$29,490	\$28,361	\$25,324	\$25,324	\$25,324
2009	OTHER OPERATING EXPENSE	\$507,659	\$192,401	\$359,892	\$330,137	\$330,137
5000	CAPITAL EXPENDITURES	\$388,878	\$199,000	\$199,000	\$201,788	\$201,788
<b>TOTAL, OBJECT OF EXPENSE</b>		<b>\$3,941,620</b>	<b>\$4,011,882</b>	<b>\$4,096,882</b>	<b>\$6,808,555</b>	<b>\$6,808,555</b>
<b>Method of Financing:</b>						
9	Game,Fish,Water Safety Ac	\$849,364	\$787,924	\$791,924	\$779,280	\$779,280
64	State Parks Acct	\$3,092,256	\$3,223,958	\$3,304,958	\$6,029,275	\$6,029,275
<b>SUBTOTAL, MOF (GENERAL REVENUE FUNDS - DEDICATED)</b>		<b>\$3,941,620</b>	<b>\$4,011,882</b>	<b>\$4,096,882</b>	<b>\$6,808,555</b>	<b>\$6,808,555</b>

**3.A. Strategy Request**  
 86th Regular Session, Agency Submission, Version 1  
 Automated Budget and Evaluation System of Texas (ABEST)

8/27/2018 1:15:02PM

---

**802 Parks and Wildlife Department**

GOAL: 4 Manage Capital Programs  
 OBJECTIVE: 1 Ensures Projects are Completed on Time  
 STRATEGY: 3 Infrastructure Program Administration

Service Categories:

Service: 10      Income: A.2      Age: B.3

CODE	DESCRIPTION	Exp 2017	Est 2018	Bud 2019	BL 2020	BL 2021
<b>TOTAL, METHOD OF FINANCE (INCLUDING RIDERS)</b>					<b>\$6,808,555</b>	<b>\$6,808,555</b>
<b>TOTAL, METHOD OF FINANCE (EXCLUDING RIDERS)</b>		<b>\$3,941,620</b>	<b>\$4,011,882</b>	<b>\$4,096,882</b>	<b>\$6,808,555</b>	<b>\$6,808,555</b>
<b>FULL TIME EQUIVALENT POSITIONS:</b>		<b>36.5</b>	<b>49.9</b>	<b>49.9</b>	<b>91.0</b>	<b>91.0</b>

**STRATEGY DESCRIPTION AND JUSTIFICATION:**

Infrastructure program administration includes activities necessary to manage the design, construction and repair of facilities, and the development of TPWD lands. Project management oversight provides scheduling and project administration of capital projects. Architectural and Engineering Design services provide resources to ensure projects comply with adopted design, construction and building code standards; provide early scoping review of facility needs; and manage planning, implementation, and design of projects for ADA purposes. Construction and restoration efforts include the Historic Sites Program (identify, record, and preserve cultural and historically significant sites for preservation and repair) and the TxDOT program (coordinate road development and repairs with TxDOT). Other activities include administering all professional design and construction contracts; master planning; survey and inspections; administering, coordinating and managing the annual Capital Construction Program; and maintaining a program and project management system.

Relevant statutory authority includes but is not limited to Texas Const., Art. 3, §49-e, Art 3, 50-f, Parks and Wildlife Code §11.043, 13.002, 13.0045, Chapter 22, 81.101-102. See also provisions of the Government Code, Occupations Code, and Americans with Disabilities Act.

**EXTERNAL/INTERNAL FACTORS IMPACTING STRATEGY:**

This strategy is impacted by the total amounts of funding available for capital improvement, construction and repair projects.

**3.A. Strategy Request**  
 86th Regular Session, Agency Submission, Version 1  
 Automated Budget and Evaluation System of Texas (ABEST)

8/27/2018 1:15:02PM

**802 Parks and Wildlife Department**

GOAL: 4 Manage Capital Programs  
 OBJECTIVE: 1 Ensures Projects are Completed on Time Service Categories:  
 STRATEGY: 3 Infrastructure Program Administration Service: 10 Income: A.2 Age: B.3

CODE	DESCRIPTION	Exp 2017	Est 2018	Bud 2019	BL 2020	BL 2021
------	-------------	----------	----------	----------	---------	---------

**EXPLANATION OF BIENNIAL CHANGE (includes Rider amounts):**

<u>STRATEGY BIENNIAL TOTAL - ALL FUNDS</u>		<u>BIENNIAL CHANGE</u>	<u>EXPLANATION OF BIENNIAL CHANGE</u>	
<u>Base Spending (Est 2018 + Bud 2019)</u>	<u>Baseline Request (BL 2020 + BL 2021)</u>		<u>\$ Amount</u>	<u>Explanation(s) of Amount (must specify MOFs and FTEs)</u>
\$8,108,764	\$13,617,110	\$5,508,346	\$(21,288)	0009-Game, Fish, Water Safety Ac-2020-21 funding reallocation in conjunction with Fund 0064 for proportionality realignment.
			\$5,529,634	0064-State Parks Acct-2020-21 reallocation to address base capital construction project paid issue and funding reallocation in conjunction with Fund 0009 for proportionality realignment.
			<u>\$5,508,346</u>	<b>Total of Explanation of Biennial Change</b>

**3.A. Strategy Request**  
 86th Regular Session, Agency Submission, Version 1  
 Automated Budget and Evaluation System of Texas (ABEST)

8/27/2018 1:15:02PM

---

**802 Parks and Wildlife Department**

GOAL: 4 Manage Capital Programs  
 OBJECTIVE: 1 Ensures Projects are Completed on Time  
 STRATEGY: 4 Meet Debt Service Requirements

Service Categories:  
 Service: 10      Income: A.2      Age: B.3

CODE	DESCRIPTION	Exp 2017	Est 2018	Bud 2019	BL 2020	BL 2021
<b>Objects of Expense:</b>						
2008	DEBT SERVICE	\$3,069,355	\$3,008,230	\$2,056,488	\$710,911	\$0
<b>TOTAL, OBJECT OF EXPENSE</b>		<b>\$3,069,355</b>	<b>\$3,008,230</b>	<b>\$2,056,488</b>	<b>\$710,911</b>	<b>\$0</b>
<b>Method of Financing:</b>						
1	General Revenue Fund	\$3,069,355	\$3,008,230	\$2,056,488	\$710,911	\$0
<b>SUBTOTAL, MOF (GENERAL REVENUE FUNDS)</b>		<b>\$3,069,355</b>	<b>\$3,008,230</b>	<b>\$2,056,488</b>	<b>\$710,911</b>	<b>\$0</b>
<b>TOTAL, METHOD OF FINANCE (INCLUDING RIDERS)</b>					<b>\$710,911</b>	<b>\$0</b>
<b>TOTAL, METHOD OF FINANCE (EXCLUDING RIDERS)</b>		<b>\$3,069,355</b>	<b>\$3,008,230</b>	<b>\$2,056,488</b>	<b>\$710,911</b>	<b>\$0</b>

**FULL TIME EQUIVALENT POSITIONS:**

**STRATEGY DESCRIPTION AND JUSTIFICATION:**

The strategy reflects ongoing debt service requirements associated with revenue bonds issued for infrastructure repairs, maintenance, and other projects. Relevant statutory authority includes but is not limited to Texas Const., Art. 3, §49-e and Art. 3, §50-f.

**EXTERNAL/INTERNAL FACTORS IMPACTING STRATEGY:**

**3.A. Strategy Request**  
 86th Regular Session, Agency Submission, Version 1  
 Automated Budget and Evaluation System of Texas (ABEST)

8/27/2018 1:15:02PM

**802 Parks and Wildlife Department**

GOAL: 4 Manage Capital Programs  
 OBJECTIVE: 1 Ensures Projects are Completed on Time  
 STRATEGY: 4 Meet Debt Service Requirements

Service Categories:  
 Service: 10      Income: A.2      Age: B.3

CODE	DESCRIPTION	Exp 2017	Est 2018	Bud 2019	BL 2020	BL 2021
------	-------------	----------	----------	----------	---------	---------

The primary factor impacting funding for this strategy is the amount of bonds issued for repairs, acquisition and other projects, which influences the amount of debt service payments required annually.

**EXPLANATION OF BIENNIAL CHANGE (includes Rider amounts):**

<u>STRATEGY BIENNIAL TOTAL - ALL FUNDS</u>		<u>BIENNIAL CHANGE</u>	<u>EXPLANATION OF BIENNIAL CHANGE</u>	
<u>Base Spending (Est 2018 + Bud 2019)</u>	<u>Baseline Request (BL 2020 + BL 2021)</u>		<u>\$ Amount</u>	<u>Explanation(s) of Amount (must specify MOFs and FTEs)</u>
\$5,064,718	\$710,911	\$(4,353,807)	\$(4,353,807)	0001-General Revenue Fund-2020-21 debt service variance based on estimates provided by TPFA.
			<b>\$(4,353,807)</b>	<b>Total of Explanation of Biennial Change</b>



**3.A. Strategy Request**  
 86th Regular Session, Agency Submission, Version 1  
 Automated Budget and Evaluation System of Texas (ABEST)

8/27/2018 1:15:02PM

**802 Parks and Wildlife Department**

GOAL: 5 Indirect Administration  
 OBJECTIVE: 1 Indirect Administration  
 STRATEGY: 1 Central Administration

Service Categories:

Service: 09      Income: A.2      Age: B.3

CODE	DESCRIPTION	Exp 2017	Est 2018	Bud 2019	BL 2020	BL 2021
<b>Objects of Expense:</b>						
1001	SALARIES AND WAGES	\$7,820,937	\$8,671,893	\$8,308,498	\$8,982,639	\$8,982,638
1002	OTHER PERSONNEL COSTS	\$652,294	\$223,767	\$198,427	\$243,622	\$243,622
2001	PROFESSIONAL FEES AND SERVICES	\$251,865	\$49,649	\$15,826	\$15,627	\$15,627
2002	FUELS AND LUBRICANTS	\$15,643	\$31,981	\$12,917	\$11,915	\$11,915
2003	CONSUMABLE SUPPLIES	\$42,755	\$43,792	\$28,442	\$25,529	\$25,529
2004	UTILITIES	\$75,643	\$40,621	\$28,514	\$30,096	\$30,096
2005	TRAVEL	\$100,875	\$124,787	\$75,948	\$82,131	\$82,131
2006	RENT - BUILDING	\$177,363	\$69,565	\$97,247	\$97,247	\$97,247
2007	RENT - MACHINE AND OTHER	\$20,329	\$27,045	\$22,827	\$21,750	\$21,750
2009	OTHER OPERATING EXPENSE	\$572,137	\$498,164	\$423,085	\$419,542	\$419,542
4000	GRANTS	\$45,000	\$36,936	\$0	\$0	\$0
5000	CAPITAL EXPENDITURES	\$113,207	\$0	\$0	\$0	\$0
<b>TOTAL, OBJECT OF EXPENSE</b>		<b>\$9,888,048</b>	<b>\$9,818,200</b>	<b>\$9,211,731</b>	<b>\$9,930,098</b>	<b>\$9,930,097</b>
<b>Method of Financing:</b>						
1	General Revenue Fund	\$0	\$271,120	\$149,966	\$400,978	\$400,977
<b>SUBTOTAL, MOF (GENERAL REVENUE FUNDS)</b>		<b>\$0</b>	<b>\$271,120</b>	<b>\$149,966</b>	<b>\$400,978</b>	<b>\$400,977</b>

**3.A. Strategy Request**  
 86th Regular Session, Agency Submission, Version 1  
 Automated Budget and Evaluation System of Texas (ABEST)

8/27/2018 1:15:02PM

---

**802 Parks and Wildlife Department**

GOAL: 5 Indirect Administration  
 OBJECTIVE: 1 Indirect Administration  
 STRATEGY: 1 Central Administration

Service Categories:

Service: 09      Income: A.2      Age: B.3

CODE	DESCRIPTION	Exp 2017	Est 2018	Bud 2019	BL 2020	BL 2021
<b>Method of Financing:</b>						
9	Game,Fish,Water Safety Ac	\$5,190,649	\$4,924,216	\$4,634,719	\$4,850,526	\$4,850,526
64	State Parks Acct	\$4,637,445	\$4,618,232	\$4,427,046	\$4,678,594	\$4,678,594
<b>SUBTOTAL, MOF (GENERAL REVENUE FUNDS - DEDICATED)</b>		<b>\$9,828,094</b>	<b>\$9,542,448</b>	<b>\$9,061,765</b>	<b>\$9,529,120</b>	<b>\$9,529,120</b>
<b>Method of Financing:</b>						
666	Appropriated Receipts	\$59,954	\$4,632	\$0	\$0	\$0
<b>SUBTOTAL, MOF (OTHER FUNDS)</b>		<b>\$59,954</b>	<b>\$4,632</b>	<b>\$0</b>	<b>\$0</b>	<b>\$0</b>
<b>TOTAL, METHOD OF FINANCE (INCLUDING RIDERS)</b>					<b>\$9,930,098</b>	<b>\$9,930,097</b>
<b>TOTAL, METHOD OF FINANCE (EXCLUDING RIDERS)</b>		<b>\$9,888,048</b>	<b>\$9,818,200</b>	<b>\$9,211,731</b>	<b>\$9,930,098</b>	<b>\$9,930,097</b>
<b>FULL TIME EQUIVALENT POSITIONS:</b>		<b>116.1</b>	<b>126.3</b>	<b>123.3</b>	<b>131.5</b>	<b>131.5</b>
<b>STRATEGY DESCRIPTION AND JUSTIFICATION:</b>						

**3.A. Strategy Request**  
 86th Regular Session, Agency Submission, Version 1  
 Automated Budget and Evaluation System of Texas (ABEST)

8/27/2018 1:15:02PM

**802 Parks and Wildlife Department**

GOAL: 5 Indirect Administration  
 OBJECTIVE: 1 Indirect Administration  
 STRATEGY: 1 Central Administration

Service Categories:

Service: 09      Income: A.2      Age: B.3

CODE	DESCRIPTION	Exp 2017	Est 2018	Bud 2019	BL 2020	BL 2021
------	-------------	----------	----------	----------	---------	---------

This strategy provides executive and support functions for the agency. The Executive Office coordinates activities related to the Parks and Wildlife Commission, Legislature and Parks and Wildlife Foundation. The Human Resources (HR) Division’s key functions include policy planning and development, workforce planning, job analysis, salary administration, payroll, training, organizational development, employment, recruitment, employee relations, benefits, leadership, management development programs, employee recognition programs, intern programs, and customer service on all HR matters. The Legal Division provides legal assistance/advice to the TPW Commission and TPWD staff; represents TPWD in administrative legal proceedings; assists the Attorney General’s office in litigation involving TPWD; coordinates/assists in development of rules and agreements involving TPWD, and coordinates responses to public information requests. Financial Resources Division functions within this strategy include general ledger accounting, property accounting, accounts payable accounting, revenue accounting, cashier activities, finance, budget, planning & financial reporting, and the office of the Chief Financial Officer.

Statutory authority includes provisions of the Parks and Wildlife Code and Texas Government Code, including Chapters 552 (Public Information Act), 2001 (Administrative Procedure Act), 2101 (Accounting Procedures), 2012 (Internal Auditing), and Title 6 (Public Officers and Employees); Texas Water Code; Texas Natural Resources Code; federal statutes regarding natural resources.

**EXTERNAL/INTERNAL FACTORS IMPACTING STRATEGY:**

**3.A. Strategy Request**  
 86th Regular Session, Agency Submission, Version 1  
 Automated Budget and Evaluation System of Texas (ABEST)

8/27/2018 1:15:02PM

---

**802 Parks and Wildlife Department**

GOAL: 5 Indirect Administration  
 OBJECTIVE: 1 Indirect Administration  
 STRATEGY: 1 Central Administration

Service Categories:

Service: 09      Income: A.2      Age: B.3

CODE	DESCRIPTION	Exp 2017	Est 2018	Bud 2019	BL 2020	BL 2021
------	-------------	----------	----------	----------	---------	---------

Key internal factors affecting these activities include the availability of adequate, trained staffing to accomplish the level of effort necessary to meet this strategy. External factors affecting this strategy include initiatives and legislation related to salary/accounting, human resources, legal and other functions included in the strategy.

Over the next five years, TPWD will transition from its current legacy enterprise financial system to the Centralized Accounting and Payroll/Personnel System (CAPPS). This will align TPWD with state requirements and provide added features and cost savings. Beginning in FY 2018, the department began the transition to CAPPS-HR and Payroll. In addition, the department is in initial stages of planning a transition to CAPPS Financials, with full implementation expected by FY 2021. Additional staff and additional funding will be necessary to ensure the agency is able to maintain current services while conducting activities required to implement a new system and ensure a successful transition. Functional areas of Financial Resources and Human Resources divisions at TPWD may merge, expand, or evolve new responsibilities in response to requirements of the new system.

Addressing constituent and workforce diversity challenges is an important business imperative for TPWD. As such, TPWD has created and implemented a five-year Diversity and Inclusion (D&I) Strategy, which includes the development of a D&I web page and a recruitment strategy which focuses on increasing employee diversity.

**3.A. Strategy Request**  
 86th Regular Session, Agency Submission, Version 1  
 Automated Budget and Evaluation System of Texas (ABEST)

8/27/2018 1:15:02PM

**802 Parks and Wildlife Department**

GOAL: 5 Indirect Administration  
 OBJECTIVE: 1 Indirect Administration  
 STRATEGY: 1 Central Administration

Service Categories:

Service: 09      Income: A.2      Age: B.3

CODE	DESCRIPTION	Exp 2017	Est 2018	Bud 2019	BL 2020	BL 2021
------	-------------	----------	----------	----------	---------	---------

**EXPLANATION OF BIENNIAL CHANGE (includes Rider amounts):**

<u>STRATEGY BIENNIAL TOTAL - ALL FUNDS</u>		<u>BIENNIAL CHANGE</u>	<u>EXPLANATION OF BIENNIAL CHANGE</u>	
<u>Base Spending (Est 2018 + Bud 2019)</u>	<u>Baseline Request (BL 2020 + BL 2021)</u>		<u>\$ Amount</u>	<u>Explanation(s) of Amount (must specify MOFs and FTEs)</u>
\$19,029,931	\$19,860,195	\$830,264	\$380,869	0001-General Revenue Fund-Reallocation from 5-1-2 for continuing support of the CAPPs HR/Payroll system implementation.
			\$142,117	0009-Game, Fish, Water Safety Ac-2020-21 reallocation to fund re-organization of multiple staff/operations.
			\$311,910	0064-State Parks Acct-2020-21 reallocation to fund re-organization of multiple staff/operations.
			\$(4,632)	0666-Appropriated Receipts-2020-21 reflects only known receipts.
			<b>\$830,264</b>	<b>Total of Explanation of Biennial Change</b>

**3.A. Strategy Request**  
 86th Regular Session, Agency Submission, Version 1  
 Automated Budget and Evaluation System of Texas (ABEST)

8/27/2018 1:15:02PM

**802 Parks and Wildlife Department**

GOAL: 5 Indirect Administration  
 OBJECTIVE: 1 Indirect Administration  
 STRATEGY: 2 Information Resources

Service Categories:

Service: 09      Income: A.2      Age: B.3

CODE	DESCRIPTION	Exp 2017	Est 2018	Bud 2019	BL 2020	BL 2021
<b>Objects of Expense:</b>						
1001	SALARIES AND WAGES	\$4,980,657	\$5,608,707	\$5,665,773	\$5,594,745	\$5,594,745
1002	OTHER PERSONNEL COSTS	\$256,869	\$106,657	\$126,915	\$126,913	\$126,913
2001	PROFESSIONAL FEES AND SERVICES	\$6,407,234	\$5,557,110	\$5,542,973	\$5,511,508	\$5,511,508
2002	FUELS AND LUBRICANTS	\$17,693	\$26,206	\$22,000	\$22,000	\$22,000
2003	CONSUMABLE SUPPLIES	\$8,109	\$12,346	\$10,000	\$10,000	\$10,000
2004	UTILITIES	\$501,672	\$322,186	\$374,358	\$382,760	\$382,760
2005	TRAVEL	\$36,857	\$42,367	\$26,000	\$26,000	\$26,000
2007	RENT - MACHINE AND OTHER	\$37,604	\$5,600	\$5,600	\$5,600	\$5,600
2009	OTHER OPERATING EXPENSE	\$2,609,955	\$1,988,403	\$1,110,765	\$1,291,800	\$1,291,800
5000	CAPITAL EXPENDITURES	\$151,656	\$477,396	\$476,767	\$476,767	\$476,767
<b>TOTAL, OBJECT OF EXPENSE</b>		<b>\$15,008,306</b>	<b>\$14,146,978</b>	<b>\$13,361,151</b>	<b>\$13,448,093</b>	<b>\$13,448,093</b>

**Method of Financing:**

1	General Revenue Fund	\$0	\$380,869	\$0	\$0	\$0
400	Sporting Good Tax-State	\$3,503	\$0	\$0	\$0	\$0
403	Capital Account	\$359,931	\$0	\$0	\$0	\$0

**3.A. Strategy Request**  
 86th Regular Session, Agency Submission, Version 1  
 Automated Budget and Evaluation System of Texas (ABEST)

8/27/2018 1:15:02PM

**802 Parks and Wildlife Department**

GOAL: 5 Indirect Administration  
 OBJECTIVE: 1 Indirect Administration  
 STRATEGY: 2 Information Resources

Service Categories:

Service: 09      Income: A.2      Age: B.3

CODE	DESCRIPTION	Exp 2017	Est 2018	Bud 2019	BL 2020	BL 2021
<b>SUBTOTAL, MOF (GENERAL REVENUE FUNDS)</b>		<b>\$363,434</b>	<b>\$380,869</b>	<b>\$0</b>	<b>\$0</b>	<b>\$0</b>
<b>Method of Financing:</b>						
9	Game,Fish,Water Safety Ac	\$7,588,271	\$6,734,330	\$6,740,945	\$6,991,699	\$6,991,699
64	State Parks Acct	\$6,828,777	\$6,337,083	\$6,344,296	\$6,456,394	\$6,456,394
<b>SUBTOTAL, MOF (GENERAL REVENUE FUNDS - DEDICATED)</b>		<b>\$14,417,048</b>	<b>\$13,071,413</b>	<b>\$13,085,241</b>	<b>\$13,448,093</b>	<b>\$13,448,093</b>
<b>Method of Financing:</b>						
555	Federal Funds					
15.611.000	Wildlife Restoration	\$0	\$204,133	\$101,867	\$0	\$0
15.634.000	State Wildlife Grants	\$117,324	\$457,385	\$174,043	\$0	\$0
15.669.000	Cooperative Landscape Conservation	\$10,890	\$33,178	\$0	\$0	\$0
15.945.000	Cooperative Research and Training	\$9,610	\$0	\$0	\$0	\$0
CFDA Subtotal, Fund	555	\$137,824	\$694,696	\$275,910	\$0	\$0
<b>SUBTOTAL, MOF (FEDERAL FUNDS)</b>		<b>\$137,824</b>	<b>\$694,696</b>	<b>\$275,910</b>	<b>\$0</b>	<b>\$0</b>
<b>Method of Financing:</b>						
666	Appropriated Receipts	\$90,000	\$0	\$0	\$0	\$0
<b>SUBTOTAL, MOF (OTHER FUNDS)</b>		<b>\$90,000</b>	<b>\$0</b>	<b>\$0</b>	<b>\$0</b>	<b>\$0</b>

**3.A. Strategy Request**  
 86th Regular Session, Agency Submission, Version 1  
 Automated Budget and Evaluation System of Texas (ABEST)

8/27/2018 1:15:02PM

**802 Parks and Wildlife Department**

GOAL: 5 Indirect Administration  
 OBJECTIVE: 1 Indirect Administration  
 STRATEGY: 2 Information Resources

Service Categories:

Service: 09      Income: A.2      Age: B.3

CODE	DESCRIPTION	Exp 2017	Est 2018	Bud 2019	BL 2020	BL 2021
<b>TOTAL, METHOD OF FINANCE (INCLUDING RIDERS)</b>					<b>\$13,448,093</b>	<b>\$13,448,093</b>
<b>TOTAL, METHOD OF FINANCE (EXCLUDING RIDERS)</b>		<b>\$15,008,306</b>	<b>\$14,146,978</b>	<b>\$13,361,151</b>	<b>\$13,448,093</b>	<b>\$13,448,093</b>
<b>FULL TIME EQUIVALENT POSITIONS:</b>		<b>77.9</b>	<b>84.5</b>	<b>84.5</b>	<b>79.5</b>	<b>79.5</b>

**STRATEGY DESCRIPTION AND JUSTIFICATION:**

Information Technology (IT) is a customer driven support division with oversight authority for all technology services. The primary responsibility of the IT Division is to implement technology solutions in compliance with agency and oversight rules and regulations, provide dependable and secure technology services to support agency technology users in meeting the agency's mission, provide excellent customer service to agency technology users and constituents throughout the state and to implement innovative information technology solutions.

Statutory authority includes Government Code, Chapter 2054 (Information Resources Management Act) and Chapter 552 (Public Information).

**EXTERNAL/INTERNAL FACTORS IMPACTING STRATEGY:**



**3.A. Strategy Request**  
 86th Regular Session, Agency Submission, Version 1  
 Automated Budget and Evaluation System of Texas (ABEST)

8/27/2018 1:15:02PM

---

**802 Parks and Wildlife Department**

GOAL: 5 Indirect Administration  
 OBJECTIVE: 1 Indirect Administration  
 STRATEGY: 2 Information Resources

Service Categories:

Service: 09      Income: A.2      Age: B.3

CODE	DESCRIPTION	Exp 2017	Est 2018	Bud 2019	BL 2020	BL 2021
------	-------------	----------	----------	----------	---------	---------

Information Technology (IT) systems remain critical tools for conducting agency business and accomplishing the TPWD mission. The enhancement of our voice and data infrastructure and the expansion of the tools necessary for the secure and efficient use of technology for both internal and external customers remains our highest priority. Technology constantly presents us with opportunities to be more innovative. This innovation brings with it higher demands on our information systems especially as we seek to leverage more cloud-based and hosted technology solutions. As a field-based agency we must continue to strategically plan the implementation of technology services to maximize benefits to staff and to reach out to new and existing constituencies.

Initiatives to modernize legacy systems, leverage mobile technology and applications and better understand how technology can improve the customer experience are ongoing and will continue to require dedicated resources and funding to be successful.

**3.A. Strategy Request**  
 86th Regular Session, Agency Submission, Version 1  
 Automated Budget and Evaluation System of Texas (ABEST)

8/27/2018 1:15:02PM

**802 Parks and Wildlife Department**

GOAL: 5 Indirect Administration  
 OBJECTIVE: 1 Indirect Administration  
 STRATEGY: 2 Information Resources

Service Categories:

Service: 09      Income: A.2      Age: B.3

CODE	DESCRIPTION	Exp 2017	Est 2018	Bud 2019	BL 2020	BL 2021
------	-------------	----------	----------	----------	---------	---------

**EXPLANATION OF BIENNIAL CHANGE (includes Rider amounts):**

<u>STRATEGY BIENNIAL TOTAL - ALL FUNDS</u>		<u>BIENNIAL</u>	<u>EXPLANATION OF BIENNIAL CHANGE</u>	
<u>Base Spending (Est 2018 + Bud 2019)</u>	<u>Baseline Request (BL 2020 + BL 2021)</u>	<u>CHANGE</u>	<u>\$ Amount</u>	<u>Explanation(s) of Amount (must specify MOFs and FTEs)</u>
\$27,508,129	\$26,896,186	\$(611,943)	\$(380,869)	0001-General Revenue Fund-Reallocation to 5-1-1 for continuing support of the CAPPs HR/Payroll system implementation.
			\$508,123	0009-Game, Fish, Water Safety Ac-2020-21 reallocation to fund re-organization of multiple staff/operations and to address critical base funding needs.
			\$231,409	0064-State Parks Acct-2020-21 reallocation to fund re-organization of multiple staff/operations and to address critical base funding needs.
			\$(970,606)	0555-Federal Funds-2020-21 reflects only base apportionments (CFDA's 15.605, 15.611, 15.615, 15.626, 15.634, 15.916, 20.219, 97.012 and 97.056).
			<b>\$(611,943)</b>	<b>Total of Explanation of Biennial Change</b>

**3.A. Strategy Request**  
 86th Regular Session, Agency Submission, Version 1  
 Automated Budget and Evaluation System of Texas (ABEST)

8/27/2018 1:15:02PM

**802 Parks and Wildlife Department**

GOAL: 5 Indirect Administration  
 OBJECTIVE: 1 Indirect Administration  
 STRATEGY: 3 Other Support Services

Service Categories:

Service: 09      Income: A.2      Age: B.3

CODE	DESCRIPTION	Exp 2017	Est 2018	Bud 2019	BL 2020	BL 2021
<b>Objects of Expense:</b>						
1001	SALARIES AND WAGES	\$1,735,461	\$1,920,266	\$2,933,888	\$2,933,889	\$2,933,889
1002	OTHER PERSONNEL COSTS	\$201,370	\$74,590	\$77,530	\$77,529	\$77,529
2001	PROFESSIONAL FEES AND SERVICES	\$30,389	\$15,030	\$15,000	\$27,637	\$27,637
2002	FUELS AND LUBRICANTS	\$6,953	\$1,244	\$275	\$22,995	\$22,995
2003	CONSUMABLE SUPPLIES	\$43,077	\$26,535	\$620	\$48,718	\$48,718
2004	UTILITIES	\$333,560	\$132,204	\$294,828	\$400,325	\$400,325
2005	TRAVEL	\$3,088	\$4,050	\$310	\$45,692	\$45,692
2006	RENT - BUILDING	\$225	\$300	\$0	\$958	\$958
2007	RENT - MACHINE AND OTHER	\$41,725	\$28,610	\$720	\$22,932	\$22,932
2009	OTHER OPERATING EXPENSE	\$622,591	\$778,812	\$0	\$763,219	\$763,219
5000	CAPITAL EXPENDITURES	\$23,516	\$0	\$0	\$0	\$0
<b>TOTAL, OBJECT OF EXPENSE</b>		<b>\$3,041,955</b>	<b>\$2,981,641</b>	<b>\$3,323,171</b>	<b>\$4,343,894</b>	<b>\$4,343,894</b>
<b>Method of Financing:</b>						
9	Game,Fish,Water Safety Ac	\$1,511,464	\$1,549,650	\$1,768,197	\$2,342,541	\$2,342,541
64	State Parks Acct	\$1,530,491	\$1,431,991	\$1,554,974	\$2,001,353	\$2,001,353
<b>SUBTOTAL, MOF (GENERAL REVENUE FUNDS - DEDICATED)</b>		<b>\$3,041,955</b>	<b>\$2,981,641</b>	<b>\$3,323,171</b>	<b>\$4,343,894</b>	<b>\$4,343,894</b>

**3.A. Strategy Request**  
 86th Regular Session, Agency Submission, Version 1  
 Automated Budget and Evaluation System of Texas (ABEST)

8/27/2018 1:15:02PM

---

**802 Parks and Wildlife Department**

GOAL: 5 Indirect Administration  
 OBJECTIVE: 1 Indirect Administration  
 STRATEGY: 3 Other Support Services

Service Categories:

Service: 09      Income: A.2      Age: B.3

CODE	DESCRIPTION	Exp 2017	Est 2018	Bud 2019	BL 2020	BL 2021
<b>TOTAL, METHOD OF FINANCE (INCLUDING RIDERS)</b>					<b>\$4,343,894</b>	<b>\$4,343,894</b>
<b>TOTAL, METHOD OF FINANCE (EXCLUDING RIDERS)</b>		<b>\$3,041,955</b>	<b>\$2,981,641</b>	<b>\$3,323,171</b>	<b>\$4,343,894</b>	<b>\$4,343,894</b>
<b>FULL TIME EQUIVALENT POSITIONS:</b>		<b>33.7</b>	<b>35.0</b>	<b>35.0</b>	<b>41.0</b>	<b>41.0</b>

**STRATEGY DESCRIPTION AND JUSTIFICATION:**

The Other Support Services strategy provides support activities for the entire agency. Support activities of the Financial Resources Division include outgoing mail services; literature and consumable distribution; warehouse management and surplus property activities. Support activities of a newly created Support Resources Division are also reflected, including Risk Management, Safety, Federal Emergency Management Agency coordination, Fleet, Radio, Sustainability, Americans with Disabilities Act compliance, Austin Headquarters Facilities Management, Records Management and agency-wide policies and procedures. Purchasing and contracting and management of the agency HUB program are also reflected in this strategy.

Statutory authority includes various provisions of the Parks and Wildlife Code; provisions of the Government Code, including but not limited to Chapters 2155 (Purchasing: General Rules and Procedures), 2156 (Purchasing Methods), 2161 (Historically Underutilized Businesses), 2171 (Travel and Vehicle Fleet Services), and provisions of the Labor Code (Chapter 412).

**EXTERNAL/INTERNAL FACTORS IMPACTING STRATEGY:**

**3.A. Strategy Request**  
 86th Regular Session, Agency Submission, Version 1  
 Automated Budget and Evaluation System of Texas (ABEST)

8/27/2018 1:15:02PM

**802 Parks and Wildlife Department**

GOAL: 5 Indirect Administration  
 OBJECTIVE: 1 Indirect Administration  
 STRATEGY: 3 Other Support Services

Service Categories:

Service: 09      Income: A.2      Age: B.3

CODE	DESCRIPTION	Exp 2017	Est 2018	Bud 2019	BL 2020	BL 2021
------	-------------	----------	----------	----------	---------	---------

Key internal factors affecting these activities include the availability of adequate, trained staffing to accomplish the level of effort necessary to meet this strategy. External factors impacting this strategy include fluctuating costs of paper and print services, and statutes/rules/policies established by federal, state, and local regulatory authorities governing purchasing/contracting, employee or public safety and health, indoor air quality, use of office space and state-owned property, fleet management, energy management, environmental and recycling issues, and other functions included in the strategy.

**EXPLANATION OF BIENNIAL CHANGE (includes Rider amounts):**

<u>STRATEGY BIENNIAL TOTAL - ALL FUNDS</u>		<u>BIENNIAL CHANGE</u>	<u>EXPLANATION OF BIENNIAL CHANGE</u>	
<u>Base Spending (Est 2018 + Bud 2019)</u>	<u>Baseline Request (BL 2020 + BL 2021)</u>		<u>\$ Amount</u>	<u>Explanation(s) of Amount (must specify MOFs and FTEs)</u>
\$6,304,812	\$8,687,788	\$2,382,976	\$1,367,235	0009-Game, Fish, Water Safety Ac-2020-21 reallocation to fund re-organization of multiple staff/operations.
			\$1,015,741	0064-State Parks Acct-2020-21 reallocation to fund re-organization of multiple staff/operations.
			<b>\$2,382,976</b>	<b>Total of Explanation of Biennial Change</b>

**3.A. Strategy Request**

8/27/2018 1:15:02PM

86th Regular Session, Agency Submission, Version 1  
Automated Budget and Evaluation System of Texas (ABEST)

---

**SUMMARY TOTALS:**

<b>OBJECTS OF EXPENSE:</b>	<b>\$427,504,564</b>	<b>\$491,571,588</b>	<b>\$361,696,131</b>	<b>\$376,584,875</b>	<b>\$346,574,098</b>
<b>METHODS OF FINANCE (INCLUDING RIDERS):</b>				<b>\$376,584,875</b>	<b>\$346,574,098</b>
<b>METHODS OF FINANCE (EXCLUDING RIDERS):</b>	<b>\$427,504,564</b>	<b>\$491,571,588</b>	<b>\$361,696,131</b>	<b>\$376,584,875</b>	<b>\$346,574,098</b>
<b>FULL TIME EQUIVALENT POSITIONS:</b>	<b>2,992.1</b>	<b>3,149.2</b>	<b>3,146.2</b>	<b>3,147.7</b>	<b>3,147.7</b>

**3.A.1. PROGRAM-LEVEL REQUEST SCHEDULE**  
86th Regular Session, Agency Submission, Version 1

Agency Code: 802		Agency: Texas Parks and Wildlife Department				Prepared By: Lance Goodrum					
Date: 8/17/18						18-19	Requested	Requested	Biennial Total	Biennial Difference	
Goal	Goal Name	Strategy	Strategy Name	Program	Program Name	Base	2020	2021	20-21	\$	%
A	Conserve Fish, Wildlife & Natural Resources	A.1.1.	Wildlife Conservation	A.1.1.1.	Wildlife Conservation	\$112,602,667.00	\$35,486,394.00	\$35,338,093.00	\$70,824,487.00	(\$41,778,180.00)	-37%
A	Conserve Fish, Wildlife & Natural Resources	A.1.2.	Technical Guidance	A.1.2.1.	Technical Guidance	\$9,952,195.00	\$8,574,739.00	\$8,574,739.00	\$17,149,478.00	\$7,197,284.00	72%
A	Conserve Fish, Wildlife & Natural Resources	A.1.3.	Hunting and Wildlife Recreation	A.1.3.1.	Hunting & WL Recreation	\$5,718,586.00	\$2,331,533.00	\$2,331,533.00	\$4,663,066.00	(\$1,055,520.00)	-18%
A	Conserve Fish, Wildlife & Natural Resources	A.2.1.	Inland Fisheries Management	A.2.1.1.	Aquatic Vegetation Management for Recreational Access	\$6,720,711.00	\$3,694,400.00	\$3,694,400.00	\$7,388,800.00	\$668,089.00	10%
A	Conserve Fish, Wildlife & Natural Resources	A.2.1.	Inland Fisheries Management	A.2.1.2.	Freshwater Fisheries Conservation	\$24,613,402.00	\$8,099,713.00	\$8,006,613.00	\$16,106,326.00	(\$8,507,076.00)	-35%
A	Conserve Fish, Wildlife & Natural Resources	A.2.1.	Inland Fisheries Management	A.2.1.3.	Inland Habitat Conservation	\$5,804,279.00	\$4,081,555.00	\$4,111,555.00	\$8,193,110.00	\$2,388,831.00	41%
A	Conserve Fish, Wildlife & Natural Resources	A.2.2.	Inland Hatcheries Operations	A.2.2.1.	Inland Hatcheries Operations	\$14,566,234.00	\$7,090,202.00	\$7,090,202.00	\$14,180,404.00	(\$485,830.00)	-3%
A	Conserve Fish, Wildlife & Natural Resources	A.2.3.	Coastal Fisheries Management	A.2.3.1.	Aquatic Vegetation Management for Recreational Access	\$111,200.00	\$55,600.00	\$55,600.00	\$111,200.00	\$0.00	0%
A	Conserve Fish, Wildlife & Natural Resources	A.2.3.	Coastal Fisheries Management	A.2.3.2.	Artificial Reef	\$9,568,999.00	\$418,681.00	\$418,681.00	\$837,362.00	(\$8,731,637.00)	-91%
A	Conserve Fish, Wildlife & Natural Resources	A.2.3.	Coastal Fisheries Management	A.2.3.3.	Coastal Fisheries Resource Management	\$18,583,919.00	\$9,210,676.00	\$9,171,976.00	\$18,382,652.00	(\$201,267.00)	-1%
A	Conserve Fish, Wildlife & Natural Resources	A.2.3.	Coastal Fisheries Management	A.2.3.4.	Coastal Fisheries Science and Policy Resources	\$12,035,894.00	\$4,642,883.00	\$4,642,883.00	\$9,285,766.00	(\$2,750,128.00)	-23%
A	Conserve Fish, Wildlife & Natural Resources	A.2.4.	Coastal Hatcheries Operations	A.2.4.1.	Coastal Hatcheries Operations	\$7,399,071.00	\$3,603,688.00	\$3,603,688.00	\$7,207,376.00	(\$191,695.00)	-3%
B	Access to State and Local Parks	B.1.1.	State Park Operations	B.1.1.1.	State Park Operations	\$132,037,014.00	\$68,937,973.00	\$68,786,871.00	\$137,724,844.00	\$5,687,830.00	4%
			* Exceptional Item	B.1.1.1.	EI#1 Address Increased Park Visitation, Usage & Related Cost Increases -State Park Operations	\$0.00	\$5,158,914.00	\$5,272,281.00	\$10,431,195.00	\$10,431,195.00	N/A
B	Access to State and Local Parks	B.1.1.	State Park Operations	B.1.1.2.	State Park Visitor Services & Public Safety	\$21,937,206.00	\$12,415,630.00	\$12,415,630.00	\$24,831,260.00	\$2,894,054.00	13%
			* Exceptional Item	B.1.1.2.	EI#1 Address Increased Park Visitation, Usage & Related Cost Increases -State Park Visitor Services & Public Safety	\$0.00	\$1,864,110.00	\$1,485,580.00	\$3,349,690.00	\$3,349,690.00	N/A
B	Access to State and Local Parks	B.1.2.	Parks Minor Repair Program	B.1.2.1.	Parks Minor Repair Program	\$10,089,622.00	\$4,983,213.00	\$4,983,213.00	\$9,966,426.00	(\$123,196.00)	-1%
			* Exceptional Item	B.1.2.1.	EI#1 Address Increased Park Visitation, Usage & Related Cost Increases -Parks Minor Repair Program	\$0.00	\$400,000.00	\$400,000.00	\$800,000.00	\$800,000.00	N/A
B	Access to State and Local Parks	B.1.3.	Parks Support	B.1.3.1.	Parks Support	\$11,701,316.00	\$5,724,167.00	\$5,724,167.00	\$11,448,334.00	(\$252,982.00)	-2%
			* Exceptional Item	B.1.3.1.	EI#1 Address Increased Park Visitation, Usage & Related Cost Increases -Parks Support	\$0.00	\$364,465.00	\$367,695.00	\$732,160.00	\$732,160.00	N/A
B	Access to State and Local Parks	B.2.1.	Local Park Grants	B.2.1.1.	Recreation Grants Assistance	\$37,356,848.00	\$12,243,911.00	\$12,243,911.00	\$24,487,822.00	(\$12,869,026.00)	-34%
			* Exceptional Item	B.2.1.1.	EI#7 Provide Local Park Grant Funds- Recreation Grants Assistance	\$0.00	\$2,219,351.00	\$2,219,351.00	\$4,438,702.00	\$4,438,702.00	N/A
B	Access to State and Local Parks	B.2.2.	Boating Access and Other Grants	B.2.2.1.	Recreation Grants Assistance	\$35,024,624.00	\$8,531,559.00	\$8,531,559.00	\$17,063,118.00	(\$17,963,506.00)	-51%
			* Exceptional Item	B.2.2.1.	EI#7 Provide Local Park Grant Funds- Recreation Grants Assistance	\$0.00	\$280,649.00	\$280,649.00	\$561,298.00	\$561,298.00	N/A
C	Increase Awareness, Participation, Revenue & Compliance	C.1.1.	Enforcement Programs	C.1.1.1.	Enforcement Programs	\$134,643,991.00	\$61,822,292.00	\$61,822,291.00	\$123,644,583.00	(\$10,999,408.00)	-8%
			* Exceptional Item	C.1.1.1.	EI#4 Provide Law Enforcement Training, Equipment & Aircraft- Enforcement Programs	\$0.00	\$14,500,000.00	\$14,500,000.00	\$14,500,000.00	\$14,500,000.00	N/A
C	Increase Awareness, Participation, Revenue & Compliance	C.1.2.	Texas Game Warden Training Center	C.1.2.1.	Game Warden Training	\$3,808,140.00	\$2,730,481.00	\$2,730,481.00	\$5,460,962.00	\$1,652,822.00	43%
C	Increase Awareness, Participation, Revenue & Compliance	C.1.3.	Law Enforcement Support	C.1.3.1.	Law Enforcement Support	\$5,175,076.00	\$2,782,462.00	\$2,782,462.00	\$5,564,924.00	\$389,848.00	8%
C	Increase Awareness, Participation, Revenue & Compliance	C.2.1.	Outreach and Education	C.2.1.1.	Outreach & Education	\$17,629,969.00	\$3,879,658.00	\$3,879,658.00	\$7,759,316.00	(\$9,870,653.00)	-56%
C	Increase Awareness, Participation, Revenue & Compliance	C.2.2.	Provide Communication Products	C.2.2.1.	Provide Communication Products & Services	\$11,865,591.00	\$5,541,827.00	\$5,541,827.00	\$11,083,654.00	(\$781,937.00)	-7%
C	Increase Awareness, Participation, Revenue & Compliance	C.3.1.	License Issuance	C.3.1.1.	License & Boat Revenue	\$17,010,381.00	\$8,143,409.00	\$8,143,409.00	\$16,286,818.00	(\$723,563.00)	-4%
C	Increase Awareness, Participation, Revenue & Compliance	C.3.2.	Boat Registration & Titling	C.3.2.1.	License & Boat Revenue	\$2,881,967.00	\$1,670,280.00	\$1,670,280.00	\$3,340,560.00	\$458,593.00	16%
D	Management Capital Programs	D.1.1.	Improvements and Major Repairs	D.1.1.1.	Capital Construction & Project Delivery	\$106,768,322.00	\$50,562,922.00	\$23,425,171.00	\$73,988,093.00	(\$32,780,229.00)	-31%
			* Exceptional Item	D.1.1.1.	EI#2 Develop Palo Pinto State Park- Capital Construction & Project Delivery	\$0.00	\$12,500,000.00	\$0.00	\$12,500,000.00	\$12,500,000.00	N/A
			* Exceptional Item	D.1.1.1.	EI#3 Deferred Maintenance, Construction & Repair Needs - Capital Construction & Project Delivery	\$0.00	\$24,674,679.00	\$15,905,804.00	\$40,580,483.00	\$40,580,483.00	N/A
			* Exceptional Item	D.1.1.1.	EI#6 Hurricane Harvey Repairs- Capital Construction & Project Delivery	\$0.00	\$9,000,000.00	\$0.00	\$9,000,000.00	\$9,000,000.00	N/A
			* Exceptional Item	D.1.1.1.	EI#8 Dry-Berth Battleship Texas- Capital Construction & Project Delivery	\$0.00	\$100,000,000.00	\$0.00	\$100,000,000.00	\$100,000,000.00	N/A
D	Management Capital Programs	D.1.2.	Land Acquisition	D.1.2.1.	Land Acquisition	\$9,543,579.00	\$2,202,740.00	\$2,202,740.00	\$4,405,480.00	(\$5,138,099.00)	-54%
D	Management Capital Programs	D.1.3.	Infrastructure Administration	D.1.3.1.	Texas Farm & Ranchlands	\$2,000,562.00	\$1,880,736.00	\$1,880,736.00	\$3,761,472.00	\$0.00	0%
D	Management Capital Programs	D.1.4.	Debt Service	D.1.4.1.	Capital Construction & Project Delivery	\$8,108,764.00	\$6,808,555.00	\$6,808,555.00	\$13,617,110.00	\$5,508,346.00	68%
D	Management Capital Programs	D.1.4.	Debt Service	D.1.4.1.	Debt Service	\$5,064,718.00	\$710,911.00	\$0.00	\$5,064,718.00	(\$4,353,807.00)	-86%
E	Indirect Administration	E.1.1.	Central Administration	E.1.1.1.	IT, Accounting Control & Agency Services	\$19,029,931.00	\$9,930,098.00	\$9,930,097.00	\$19,860,195.00	\$830,264.00	4%
			* Exceptional Item	E.1.1.1.	EI#5 CAPPS Financials Implementation-IT, Accounting Control & Agency Services	\$0.00	\$735,267.00	\$388,030.00	\$1,117,297.00	\$1,117,297.00	N/A
E	Indirect Administration	E.1.2.	Information Resources	E.1.2.1.	IT, Accounting Control & Agency Services	\$27,508,129.00	\$13,448,093.00	\$13,448,093.00	\$26,896,186.00	(\$611,943.00)	-2%
			* Exceptional Item	E.1.2.1.	EI#1 Address Increased Park Visitation, Usage & Related Cost Increases -IT, Accounting Control & Agency Services	\$0.00	\$48,902.00	\$4,900.00	\$53,802.00	\$53,802.00	N/A
			* Exceptional Item	E.1.2.1.	EI#5 CAPPS Financials Implementation-IT, Accounting Control & Agency Services	\$0.00	\$769,848.00	\$325,219.00	\$1,095,067.00	\$1,095,067.00	N/A
E	Indirect Administration	E.1.3.	Other Support Services	E.1.3.1.	IT, Accounting Control & Agency Services	\$6,304,812.00	\$4,343,894.00	\$4,343,894.00	\$8,687,788.00	\$2,382,976.00	38%
					<b>Total</b>	<b>\$853,267,719.00</b>	<b>\$549,101,060.00</b>	<b>\$374,717,607.00</b>	<b>\$923,818,667.00</b>	<b>\$70,550,948.00</b>	<b>8%</b>

This page is intentionally blank.



**TAB PLACEHOLDER**

**Rider Request**



**3.B. Rider Revisions and Additions Request**

Agency Code: 802	Agency Name: Texas Parks and Wildlife Department	Prepared By: Julie Horsley	Date: August 17, 2018	Request Level: Base/Exceptional
Current Rider Number	Page Number in 2018-19 GAA	Proposed Rider Language		
2	VI-36	<p><b>Capital Budget.</b> None of the funds appropriated above may be expended for capital budget items except as listed below. The amount shown below shall be expended only for the purposes shown and are not available for expenditure for other purposes. Amounts appropriated above and identified in this provision as appropriations either for "Lease Payments to the Master Lease Purchase" or for other items with an "(MLPP)" notation shall be expended only for the purpose of making lease-purchase payments to the Texas Public Finance Authority pursuant to the provisions of Government Code §1232.103.</p>		
			<b><u>2018-2020</u></b>	<b><u>2019-2021</u></b>
		a. Construction of Buildings and Facilities		
		(1) Statewide Park Construction and Major Repairs	<u>34,659,453</u>	<u>23,425,171</u>
			<del>53,715,132</del>	<del>28,654,282</del>
		(2) Wildlife, Fisheries, and Law Enforcement Construction and Major Repairs	<u>15,833,730</u>	<u>0</u>
			<del>14,303,241</del>	<del>1,938,550</del>
		Total, Construction of Buildings and Facilities	<u>50,493,183</u>	<u>23,425,171</u>
			<del>68,018,373</del>	<del>30,592,832</del>
		b. Repair or Rehabilitation of Buildings and Facilities		
		(1) Parks Minor Repair Program	<u>4,289,800</u>	<u>4,289,800</u>
			<del>4,290,000</del>	<del>4,290,000</del>
		c. Acquisition of Information Resource Technologies		
		(1) IT Resources	<u>1,598,604</u>	<u>1,598,604</u>
			<del>1,598,605</del>	<del>1,598,605</del>
		(2) Replacement of Computers and Laptops	<u>476,767</u>	<u>476,767</u>
			<del>476,766</del>	<del>476,766</del>
		Total, Acquisition of Information Resource Technologies	<u>2,075,371</u>	<u>2,075,371</u>
		d. Transportation Items		
		(1) Transportation Items	<u>7,345,639</u>	<u>7,345,639</u>
			<del>11,714,063</del>	<del>7,170,063</del>
		e. Acquisition of Capital Equipment and Items		
		(1) Parks Capital Equipment	749,089	749,089
		(2) Wildlife, Fisheries and Law Enforcement Capital Equipment	<u>2,685,386</u>	<u>2,685,386</u>
			<del>737,774</del>	<del>545,774</del>
		(3) Communications Division Equipment	15,500	15,500
			<u>3,449,975</u>	<u>3,449,975</u>
		Total, Acquisition of Capital Equipment and Items	<u>1,502,363</u>	<u>1,310,363</u>
			<del>1,502,363</del>	<del>1,310,363</del>

3.B. Rider Revisions and Additions Request

Agency Code: 802	Agency Name: Texas Parks and Wildlife Department	Prepared By: Julie Horsley	Date: August 17, 2018	Request Level: Base/Exceptional
Current Rider Number	Page Number in 2018-19 GAA	Proposed Rider Language		
		f. Other Lease Payments to the Master Lease Purchase Program (MLPP) (1) MLPP	<u>69,739</u> <del>70,994</del>	<u>0</u> <del>70,382</del>
		g. Data Center Consolidation (1) Data Center Services (DCS)	<u>4,696,023</u> <del>4,690,319</del>	<u>4,696,023</u> <del>4,701,727</del>
		h. Centralized Accounting and Payroll/Personnel System (CAPPS) (1) Implementation of the Centralized Accounting and Payroll/Personnel System (Financials)	<u>240,977</u> <del>651,989</del>	<u>240,977</u> <del>149,966</del>
		Total, Capital Budget	<u>72,660,707</u> <del>93,013,472</del>	<u>45,522,956</u> <del>50,360,704</del>
		Method of Financing (Capital Budget):		
		<u>General Revenue Fund</u>		
		General Revenue Fund	<u>3,178,716</u> <del>6,226,539</del>	<u>3,108,977</u> <del>988,516</del>
		Sporting Goods Sales Tax - Transfer to State Parks Account No. 64	1,949,089	1,949,089
		Sporting Goods Sales Tax - Transfer to Parks and Wildlife Conservation and Capital Account No. 5004	<u>23,425,172</u> <del>28,654,283</del>	<u>23,425,171</u> <del>28,654,282</del>
		Unclaimed Refunds of Motorboat Fuel Tax	<u>1,106,460</u>	<u>1,106,460</u>
		Subtotal, General Revenue Fund	<u>1,162,060</u> <del>29,659,437</del>	<u>1,162,060</u> <del>29,589,697</del>
			<u>37,991,971</u>	<u>32,753,947</u>
		<u>General Revenue Fund - Dedicated</u>		
		Game, Fish and Water Safety Account No. 9	<u>16,274,822</u> <del>14,712,037</del>	<u>8,074,822</u> <del>9,717,299</del>
		State Parks Account No. 64	<u>7,568,637</u>	<u>7,568,637</u>
		Subtotal, General Revenue Fund - Dedicated	<u>7,593,924</u> <del>23,843,459</del>	<u>7,599,458</u> <del>15,643,459</del>
			<u>22,305,961</u>	<u>17,316,757</u>
		Federal Funds	<u>2,111,471</u> <del>5,711,161</del>	0
		<u>Other Funds</u>		

3.B. Rider Revisions and Additions Request

Agency Code: 802	Agency Name: Texas Parks and Wildlife Department	Prepared By: Julie Horsley	Date: August 17, 2018	Request Level: Base/Exceptional																														
Current Rider Number	Page Number in 2018-19 GAA	Proposed Rider Language																																
		Appropriated Receipts  <del>Interagency Contracts</del> Bond Proceeds - General Obligation Bonds  Subtotal, Other Funds  Total, Method of Financing	<u>11,461,762</u> <del>9,449,305</del> <del>5,472,841</del> <del>5,584,578</del> <del>12,082,233</del> 17,046,340 <del>27,004,379</del>  72,660,707 <del>93,013,472</del>	<u>289,800</u> <del>290,000</del> 0 0 289,800 <del>290,000</del>  45,522,956 <del>50,360,704</del>																														
<p align="center"><i>TPWD is requesting updates to MOF and amounts for the 2020-21 biennium.</i></p>																																		
4	VI-37	<p><b>Appropriation: Unexpended Balance for Construction Projects.</b> Included in amounts appropriated above in strategy D.1.1, Improvements and Major Repairs, are unexpended balances from appropriations made for construction, repair, acquisition, and renovation projects and listed in the capital budget riders of <u>Senate Bill No. 1, Acts of the Eighty-fifth Legislature, Regular Session and House Bill No. 1, Acts of the Eighty-fourth Legislature, Regular Session and Senate Bill 1, Acts of the Eighty-third Legislature, Regular Session.</u> These unexpended balances are estimated to be <del>\$18,868,011</del> <u>32,425,540</u> out of the following funds as of August 31, <del>2019</del> <u>2017</u>:</p>																																
<table border="1"> <thead> <tr> <th></th> <th align="center"><u>2020</u> <del>2018</del></th> <th align="center"><u>2021</u> <del>2019</del></th> </tr> </thead> <tbody> <tr> <td colspan="3"><u>General Revenue</u></td> </tr> <tr> <td><u>Sporting Goods Sales Tax –Transfer to Capital Account No. 5004</u></td> <td align="center"><u>Estimated to be \$0</u></td> <td align="center"><u>Estimated to be \$0</u></td> </tr> <tr> <td colspan="3"><u>General Revenue-Dedicated Accounts</u></td> </tr> <tr> <td><u>Game, Fish and Water Safety Account No. 9</u></td> <td align="center"><u>Estimated to be \$0</u></td> <td align="center"><u>Estimated to be \$0</u></td> </tr> <tr> <td>Federal Funds</td> <td align="center"><u>\$2,111,471</u> <del>5,711,161</del></td> <td align="center"><u>Estimated to be \$0</u></td> </tr> <tr> <td colspan="3"><u>Other Funds</u></td> </tr> <tr> <td>Appropriated Receipts</td> <td align="center"><u>\$11,171,962</u> <del>9,159,305</del></td> <td align="center"><u>Estimated to be \$0</u></td> </tr> <tr> <td>Interagency Contracts</td> <td align="center"><u>Estimated to be \$0</u> <del>5,472,841</del></td> <td align="center"><u>Estimated to be \$0</u></td> </tr> <tr> <td>Bond Proceeds – General Obligation Bonds</td> <td align="center"><u>\$5,584,578</u> <del>12,082,233</del></td> <td align="center"><u>Estimated to be \$0</u></td> </tr> </tbody> </table>						<u>2020</u> <del>2018</del>	<u>2021</u> <del>2019</del>	<u>General Revenue</u>			<u>Sporting Goods Sales Tax –Transfer to Capital Account No. 5004</u>	<u>Estimated to be \$0</u>	<u>Estimated to be \$0</u>	<u>General Revenue-Dedicated Accounts</u>			<u>Game, Fish and Water Safety Account No. 9</u>	<u>Estimated to be \$0</u>	<u>Estimated to be \$0</u>	Federal Funds	<u>\$2,111,471</u> <del>5,711,161</del>	<u>Estimated to be \$0</u>	<u>Other Funds</u>			Appropriated Receipts	<u>\$11,171,962</u> <del>9,159,305</del>	<u>Estimated to be \$0</u>	Interagency Contracts	<u>Estimated to be \$0</u> <del>5,472,841</del>	<u>Estimated to be \$0</u>	Bond Proceeds – General Obligation Bonds	<u>\$5,584,578</u> <del>12,082,233</del>	<u>Estimated to be \$0</u>
	<u>2020</u> <del>2018</del>	<u>2021</u> <del>2019</del>																																
<u>General Revenue</u>																																		
<u>Sporting Goods Sales Tax –Transfer to Capital Account No. 5004</u>	<u>Estimated to be \$0</u>	<u>Estimated to be \$0</u>																																
<u>General Revenue-Dedicated Accounts</u>																																		
<u>Game, Fish and Water Safety Account No. 9</u>	<u>Estimated to be \$0</u>	<u>Estimated to be \$0</u>																																
Federal Funds	<u>\$2,111,471</u> <del>5,711,161</del>	<u>Estimated to be \$0</u>																																
<u>Other Funds</u>																																		
Appropriated Receipts	<u>\$11,171,962</u> <del>9,159,305</del>	<u>Estimated to be \$0</u>																																
Interagency Contracts	<u>Estimated to be \$0</u> <del>5,472,841</del>	<u>Estimated to be \$0</u>																																
Bond Proceeds – General Obligation Bonds	<u>\$5,584,578</u> <del>12,082,233</del>	<u>Estimated to be \$0</u>																																

3.B. Rider Revisions and Additions Request

Agency Code: 802	Agency Name: Texas Parks and Wildlife Department	Prepared By: Julie Horsley	Date: August 17, 2018	Request Level: Base/Exceptional				
Current Rider Number	Page Number in 2018-19 GAA	Proposed Rider Language						
		<table border="1" style="width: 100%; border-collapse: collapse;"> <tr> <td style="width: 60%; text-align: left;">Total</td> <td style="width: 20%; text-align: right;"><u>\$18,868,011</u></td> <td style="width: 20%; text-align: right;"><u>32,425,540</u></td> <td style="width: 10%; text-align: right;">Estimated to be \$0</td> </tr> </table> <p>Unexpended and unobligated balances remaining in such appropriation items as of August 31, <del>2019</del> 2017, are appropriated for the same purposes for the fiscal year beginning September 1, <del>2019</del> 2017. Unexpended and unobligated balances in General Revenue-Related accounts may not be carried forward from fiscal year <del>2019</del> 2017 to fiscal year <del>2020</del> 2018 without 45 days prior notification to the Legislative Budget Board and the Governor. Unexpended and unobligated balances of General Revenue-Related appropriations under this provision are subject to the provisions of Government Code §403.071 for the purposes of determining the life of an appropriation; therefore, the agency is not authorized to carry forward unexpended and unobligated balances in General Revenue-Related accounts from fiscal year <del>2019</del> 2017 to fiscal year <del>2020</del> 2018 if the original appropriation for the project was made <del>during or before</del> before fiscal year <del>2016</del> 2014. <del>Any appropriation made in this Act to TPWD for construction and improvement projects shall include labor and all necessary costs involved in the project.</del> The Texas Parks and Wildlife Department shall provide the Legislative Budget Board, the Governor, and the Comptroller of Public Accounts a report by no later than December 1 of each fiscal year showing the progress and costs of all projects funded by General Revenue-Related appropriations made by the <del>Eighty-third and the Eighty-fourth</del> and <u>Eighty-fifth</u> Legislatures.</p> <p><i>Requesting revisions to update amounts and fiscal year references, to include GR and GR-D sources within the estimated authority, and to remove language requiring project appropriations to include labor and related costs. While TPWD fully anticipates that all GR and GR-D amounts will be fully expended at the end of FY19, the estimated authority for GR and GR-D sources would allow TPWD the ability to use funds for the purposes intended by the Legislature in the unlikely event of unanticipated/extenuating circumstances. TPWD's base funding request addresses project-related salary costs, therefore the language related project paid labor is no longer necessary.</i></p>			Total	<u>\$18,868,011</u>	<u>32,425,540</u>	Estimated to be \$0
Total	<u>\$18,868,011</u>	<u>32,425,540</u>	Estimated to be \$0					
7	VI-37	<p><b>Debt Service Payments.</b> Included in amounts appropriated above in Strategy D.1.4, Debt Service, are debt service payments of <del>\$710,911</del> <del>\$3,008,230</del> in fiscal year <del>2020</del> 2018 and <del>\$0</del> <del>2,056,488</del> in fiscal year <del>2021</del> 2019 out of the General Revenue Fund which shall be transferred to the Texas Public Finance Authority for debt service payments on revenue bonds or other revenue obligations as authorized by §13.0045, Parks and Wildlife Code.</p> <p><i>TPWD is requesting revisions to update amount and fiscal year references for the 2020-21 biennium. Revised amounts are based on information provided by TPFA.</i></p>						
9	VI-38	<p><b>Appropriation: State-owned Housing Authorized.</b> The Texas Parks and Wildlife Department (TPWD) shall recover at least 20 percent of the established fair market rental value of housing from persons residing in state-owned housing first</p>						

3.B. Rider Revisions and Additions Request

Agency Code: 802	Agency Name: Texas Parks and Wildlife Department	Prepared By: Julie Horsley	Date: August 17, 2018	Request Level: Base/Exceptional																											
Current Rider Number	Page Number in 2018-19 GAA	Proposed Rider Language																													
		<p>employed before September 1, 2005 and 100 percent of the established fair market rental value of housing from persons residing in state-owned housing employed on or after September 1, 2005. If the TPWD requires an employee to live on-site in state-owned housing as a condition of employment, then the TPWD shall recover at least 20 percent of the established market rental value of housing regardless of the date of employment.</p> <p>Included in the amounts appropriated above is rental income collected from employee housing (estimated to be <del>\$32,900</del> <u>\$29,000</u> in Appropriated Receipts each fiscal year in Strategy A.1.1, Wildlife Conservation; estimated to be <del>\$27,400</del> <u>\$24,500</u> in Appropriated Receipts each fiscal year in Strategy A.2.2, Inland Hatcheries Operations; estimated to be <del>\$7,200</del> <u>\$7,000</u> in Appropriated Receipts each fiscal year in Strategy A.2.4, Coastal Hatcheries Operations; estimated to be <del>\$289,800</del> <u>\$290,000</u> in Appropriated Receipts each fiscal year in Strategy B.1.2, Parks Minor Repair Program, and estimated to be <del>\$3,200</del> <u>\$3,000</u> in Appropriated Receipts each fiscal year in Strategy C.1.2, Texas Game Warden Training Center.) The recovered funds are appropriated to the TPWD for maintenance or replacement of employee housing.</p> <p>Additionally, notwithstanding the provisions in Article IX of this Act, the TPWD is authorized to expend amounts in excess of \$50,000 per residence for the biennium as necessary to purchase, remodel, repair or replace state-owned housing, provided that the agency submits advanced notification to the Legislative Budget Board and the Governor.</p> <p><i>TPWD is requesting revisions to update estimated amounts for the 2020-21 biennium.</i></p>																													
10	VI-38	<p><b>Appropriation: License Plate Receipts.</b> Amounts appropriated above in Strategies A.1.1, Wildlife Conservation, A.2.1, Inland Fisheries Management, A.2.3, Coastal Fisheries Management, B.1.1, State Park Operations, and C.2.2, Provide Communication Products and Services, include all revenues collected, interest earned, and available balances on or after September 1, <del>2019</del> <u>2017</u> estimated to total <del>\$1,760,400</del> <u>\$1,876,340</u> for the <del>2020-21</del> <u>2018-19</u> biennium out of the License Plate Trust Fund No. 0802. The following is an informational listing of estimated collections per plate from specialty license plate sales totaling <del>\$1,359,200</del> <u>\$1,299,960</u> and estimated available balances totaling <del>\$401,200</del> <u>\$576,380</u>:</p> <table border="1" data-bbox="606 1162 1675 1385"> <thead> <tr> <th data-bbox="615 1162 1226 1187">Specialty Plate</th> <th data-bbox="1234 1162 1472 1187">Revenue</th> <th data-bbox="1480 1162 1675 1187">Balance</th> </tr> </thead> <tbody> <tr> <td data-bbox="615 1193 1226 1214">Horned Toad specialty plates</td> <td data-bbox="1234 1193 1472 1214"><del>\$350,400</del> <u>\$419,540</u></td> <td data-bbox="1480 1193 1675 1214"><del>\$0</del> <u>\$333,781</u></td> </tr> <tr> <td data-bbox="615 1221 1226 1242">Bluebonnet specialty plates</td> <td data-bbox="1234 1221 1472 1242"><del>\$219,000</del> <u>\$235,140</u></td> <td data-bbox="1480 1221 1675 1242"><del>\$66,100</del> <u>\$33,737</u></td> </tr> <tr> <td data-bbox="615 1248 1226 1269">Whitetail Deer specialty plates</td> <td data-bbox="1234 1248 1472 1269"><del>\$150,200</del> <u>\$169,490</u></td> <td data-bbox="1480 1248 1675 1269"><del>\$34,800</del> <u>\$32,306</u></td> </tr> <tr> <td data-bbox="615 1276 1226 1297">Largemouth Bass specialty plates</td> <td data-bbox="1234 1276 1472 1297"><del>\$88,000</del> <u>\$80,220</u></td> <td data-bbox="1480 1276 1675 1297"><del>\$19,900</del> <u>\$137,346</u></td> </tr> <tr> <td data-bbox="615 1304 1226 1325">Texas Rivers specialty plates</td> <td data-bbox="1234 1304 1472 1325"><del>\$56,400</del> <u>\$56,400</u></td> <td data-bbox="1480 1304 1675 1325"><del>\$43,200</del> <u>\$43,200</u></td> </tr> <tr> <td data-bbox="615 1331 1226 1352">Camping specialty plates</td> <td data-bbox="1234 1331 1472 1352"><del>\$79,200</del> <u>\$49,200</u></td> <td data-bbox="1480 1331 1675 1352"><del>\$51,900</del> <u>\$0</u></td> </tr> <tr> <td data-bbox="615 1359 1226 1380">Hummingbird specialty plates</td> <td data-bbox="1234 1359 1472 1380"><del>\$63,400</del> <u>\$30,180</u></td> <td data-bbox="1480 1359 1675 1380"><del>\$48,200</del> <u>\$0</u></td> </tr> <tr> <td data-bbox="615 1386 1226 1408">Rattlesnake specialty plates</td> <td data-bbox="1234 1386 1472 1408"><del>\$46,600</del> <u>\$23,150</u></td> <td data-bbox="1480 1386 1675 1408"><del>\$43,800</del> <u>\$0</u></td> </tr> </tbody> </table>			Specialty Plate	Revenue	Balance	Horned Toad specialty plates	<del>\$350,400</del> <u>\$419,540</u>	<del>\$0</del> <u>\$333,781</u>	Bluebonnet specialty plates	<del>\$219,000</del> <u>\$235,140</u>	<del>\$66,100</del> <u>\$33,737</u>	Whitetail Deer specialty plates	<del>\$150,200</del> <u>\$169,490</u>	<del>\$34,800</del> <u>\$32,306</u>	Largemouth Bass specialty plates	<del>\$88,000</del> <u>\$80,220</u>	<del>\$19,900</del> <u>\$137,346</u>	Texas Rivers specialty plates	<del>\$56,400</del> <u>\$56,400</u>	<del>\$43,200</del> <u>\$43,200</u>	Camping specialty plates	<del>\$79,200</del> <u>\$49,200</u>	<del>\$51,900</del> <u>\$0</u>	Hummingbird specialty plates	<del>\$63,400</del> <u>\$30,180</u>	<del>\$48,200</del> <u>\$0</u>	Rattlesnake specialty plates	<del>\$46,600</del> <u>\$23,150</u>	<del>\$43,800</del> <u>\$0</u>
Specialty Plate	Revenue	Balance																													
Horned Toad specialty plates	<del>\$350,400</del> <u>\$419,540</u>	<del>\$0</del> <u>\$333,781</u>																													
Bluebonnet specialty plates	<del>\$219,000</del> <u>\$235,140</u>	<del>\$66,100</del> <u>\$33,737</u>																													
Whitetail Deer specialty plates	<del>\$150,200</del> <u>\$169,490</u>	<del>\$34,800</del> <u>\$32,306</u>																													
Largemouth Bass specialty plates	<del>\$88,000</del> <u>\$80,220</u>	<del>\$19,900</del> <u>\$137,346</u>																													
Texas Rivers specialty plates	<del>\$56,400</del> <u>\$56,400</u>	<del>\$43,200</del> <u>\$43,200</u>																													
Camping specialty plates	<del>\$79,200</del> <u>\$49,200</u>	<del>\$51,900</del> <u>\$0</u>																													
Hummingbird specialty plates	<del>\$63,400</del> <u>\$30,180</u>	<del>\$48,200</del> <u>\$0</u>																													
Rattlesnake specialty plates	<del>\$46,600</del> <u>\$23,150</u>	<del>\$43,800</del> <u>\$0</u>																													

3.B. Rider Revisions and Additions Request

Agency Code: 802	Agency Name: Texas Parks and Wildlife Department	Prepared By: Julie Horsley	Date: August 17, 2018	Request Level: Base/Exceptional
Current Rider Number	Page Number in 2018-19 GAA	Proposed Rider Language		
		Big Bend National Park specialty plates Waterfowl and Wetland Conservation specialty plates Texas Lions Camp specialty plates Marine Mammal Recovery specialty plates Marine Conservation specialty plates Save Texas Ocelots specialty plates Quail specialty plates Total	<del>\$94,800</del> <del>\$97,460</del> <del>\$88,600</del> <del>\$91,570</del> <del>\$16,200</del> <del>\$17,690</del> <del>\$19,600</del> <del>\$20,950</del> <del>\$44,600</del> <del>\$49,310</del> <del>\$21,600</del> <del>\$16,060</del> <del>\$20,600</del> <del>\$1,359,200</del> <del>\$1,299,960</del>	<del>\$17,800</del> <del>\$15,059</del> <del>\$0</del> <del>\$13,807</del> <del>\$15,300</del> <del>\$1,028</del> <del>\$19,800</del> <del>\$1,679</del> <del>\$18,900</del> <del>\$7,637</del> <del>\$8,300</del> <del>\$0</del> <del>\$13,200</del> <del>\$401,200</del> <del>\$576,380</del>
<p>These specialty licenses plates are authorized pursuant to the Texas Transportation Code §504.606 (Big Bend), §504.627 (Waterfowl and Wetland), §504.644 (Marine Mammal Recovery), §504.656 (Texas Lions Camp), §504.660 (Marine Conservation), §504.801 (Save Texas Ocelots Plates <u>and</u> Quail Plates), and §504.618 (Bluebonnet, Largemouth Bass, Whitetail Deer, Horned Toad, Hummingbird, Rattlesnake, <u>Texas Rivers</u> and Camping). Any unobligated and unexpended balances remaining in the License Plate Trust Fund No. 802 as of August 31, <u>2019</u> <del>2017</del>, for these <u>and any other TPWD related</u> specialty license plates <u>that may be authorized or issued</u> are appropriated for the fiscal year beginning September 1, <u>2019</u> <del>2017</del>. In addition, any unobligated and unexpended balances from these <u>and any other TPWD related</u> specialty license plates <u>that may be authorized or issued</u> as of August 31, <u>2020</u> <del>2018</del>, are appropriated for the same purposes as of September 1, <u>2020</u> <del>2018</del>.</p> <p><i>TPWD is requesting revisions to reflect new plates added during the biennium and to update amount and fiscal year references for the 2020-21 biennium. Amounts shown above reflect both estimated revenues as well as any and all estimated balances (appropriated as well as cash) in Afund 0802 plate funds, consistent with legislative intent that these funds be available for the dedicated purposes.</i></p>				
11	VI-39	<p><b>Appropriation of Certain Concession Receipts.</b> Concession receipts generated as a result of the efforts of volunteer groups in state parks or other agency facilities are included in amounts appropriated above from Appropriated Receipts in Strategy B.1.1, State Park Operations (estimated to be \$0), and Strategy A.2.4, Coastal Hatcheries Operations (estimated to be <del>\$149,800</del> <del>\$160,000</del>), for the biennium beginning September 1, <u>2019</u> <del>2017</del>. These concession receipts shall be credited for the benefit of the specific state park or other agency facility where the funds are generated by volunteer groups. Concession receipts generated as a result of the efforts of department employees or leased concession contracts with third parties are also appropriated in the strategies above and are not subject to this rider.</p> <p><i>TPWD is requesting revisions to update amounts and fiscal years for the 2020-21 biennium.</i></p>		



3.B. Rider Revisions and Additions Request

Agency Code: 802	Agency Name: Texas Parks and Wildlife Department	Prepared By: Julie Horsley	Date: August 17, 2018	Request Level: Base/Exceptional
Current Rider Number	Page Number in 2018-19 GAA	Proposed Rider Language		
12	VI-39	<p><b>Payments to License Agents, Tax Assessor Collectors, and License Vendor.</b> Included in amounts appropriated above in Strategy C.3.1, License Issuance, and C.3.2, Boat Registration and Titling, are amounts necessary for payments to license agents and tax assessor collectors (estimated to be \$3,657,000 in each fiscal year out of the Game, Fish and Water Safety Account No. 9, Non-Game and Endangered Species Conservation Account No. 0506, and Lifetime License Endowment Fund Account No. 0544). Such amounts shall be used for the sole purpose of payments to license agents and tax assessor collectors for the costs of issuing and collecting money associated with the sale of licenses, stamp endorsements, permits, tags, boat registration and titling, and other similar items issued under the Parks and Wildlife Code.</p> <p>Also included in the amounts appropriated above in Strategy C.3.1, License Issuance, are amounts necessary for payments to the license sales system vendor, estimated to be \$2,153,700 in each fiscal year out of the Game, Fish and Water Safety Account No. 9, \$225,000 in each fiscal year out of General Revenue -Earned Federal Funds, and <del>\$1,298,500</del> <del>\$917,000</del> in each fiscal year out of Appropriated Receipts <u>from license machine rentals and from collection/issuance fees for on-line/call center license purchases.</u></p> <p><i>TPWD is requesting revisions to update amount and fiscal year references for the 2020-21 biennium and to clarify the sources of appropriated receipts used for payments to the license sales system vendor.</i></p>		
14	VI-39	<p><b>Appropriation: Land Sale Proceeds.</b> Amounts appropriated above from Appropriated Receipts in Strategy D.1.1, Improvements and Major Repairs, and D.1.2, Land Acquisition, include all balances as of August 31, <del>2019</del> <del>2017</del>, and all proceeds collected on or after September 1, <del>2019</del> <del>2017</del> (balances and revenues estimated to be \$0) from the sale of Texas Parks and Wildlife Department (TPWD) lands, including the sale of land identified as underutilized and sold by the General Land Office. In accordance with Parks and Wildlife Code §13.009, the balances and proceeds from the sale of these lands may be used only to improve or acquire other real property dedicated to the same purpose for which the land sold was dedicated. Any unobligated and unexpended balances remaining as of August 31, <del>2020</del> <del>2018</del>, are appropriated for the same purpose for the fiscal year beginning September 1, <del>2020</del> <del>2018</del>.</p> <p><i>TPWD is requesting revisions to update fiscal year references for the 2020-21 biennium.</i></p>		
15	VI-40	<p><b>Border Security.</b> Amounts appropriated above in Strategy C.1.1, Enforcement Programs, include <del>\$14,508,896</del> <del>\$19,119,396</del> for <del>2020</del> <del>2018</del> and <del>\$14,508,896</del> <del>\$13,898,396</del> for <del>2021</del> <del>2019</del> in All Funds for items related to border security, as defined by Article IX, Sec. 7.11, Border Security, and Article IX, Sec. 17.07, Border Security Informational Listing. This amount includes:</p>		

3.B. Rider Revisions and Additions Request

Agency Code: 802	Agency Name: Texas Parks and Wildlife Department	Prepared By: Julie Horsley	Date: August 17, 2018	Request Level: Base/Exceptional
Current Rider Number	Page Number in 2018-19 GAA	Proposed Rider Language		
		<p>a. <del>a projected \$5,724,990 and 90.0 FTEs each fiscal year of base level funding for baseline game warden law enforcement activity in border counties. This amount includes a projected \$2,733,283 \$4,350,992 from the Game, Fish, and Water Safety Account No. 9, \$1,622,771 \$572,499 from General Revenue, \$253,916 \$400,749 from Federal Funds, and \$1,115,020 \$343,499 from Unclaimed Refunds of Motorboat Fuel Tax in each fiscal year., and \$57,251 from Interagency Contracts each fiscal year.</del></p> <p>b. \$5,284,138 out of the Unclaimed Refunds of Motorboat Fuel Tax, \$3,499,768 out of General Revenue and 49.0 FTEs in each fiscal year for the purposes of enhancing border security statewide. <del>This amount includes \$4,305,178 each fiscal year for operations and \$978,960 each fiscal year for capital transportation items.</del></p> <p>c. <del>\$4,110,268 in 2018 and \$2,889,268 in 2019 from General Revenue for participation in Operation Secure Texas during the 2018-19 biennium.</del></p> <p>d. <del>\$4,000,000 from General Revenue in fiscal year 2018 to replace a 65 foot offshore law enforcement vessel.</del></p> <p><i>TPWD is requesting revisions to update amount and fiscal year references for the 2020-21 biennium, and to allow greater flexibility in use of border funds to address game warden training and other needs statewide. The TPWD Law Enforcement Division is focusing on a needs-based response concerning border security. All Game Warden jobs relate to the border mission and all game wardens will at some point work in the border areas. More flexibility in use of this funding would help increase warden safety by providing training and equipment for all wardens.</i></p>		
16	VI-40	<p><b>Informational Listing – Allocation of Sporting Goods Sales Tax (SGST).</b> Amounts appropriated and estimated in this Act include \$148,215,525 in fiscal year 2018 and \$147,380,595 in fiscal year 2019, or \$295,596,120 for the 2018-19 biennium, in sales tax receipts deposited to the General Revenue Fund estimated to be generated by sales of sporting goods items. Appropriations for debt service payments are made in accordance with the provision of Art. IX, Sec. 17.08, Use of the Sporting Goods Sales Tax Transfer to the General Revenue Dedicated State Parks Account No. 64.</p>		

3.B. Rider Revisions and Additions Request

Agency Code: 802	Agency Name: Texas Parks and Wildlife Department	Prepared By: Julie Horsley	Date: August 17, 2018	Request Level: Base/Exceptional
Current Rider Number	Page Number in 2018-19 GAA	Proposed Rider Language		
		<p><b>Agency Bill Pattern Appropriations</b></p> <p style="text-align: right;">For the Years Ending</p> <p style="text-align: right;">August 31, 2018      August 31, 2019</p> <p><b>Article I</b> Texas Historical Commission (THC) General Revenue (Sporting Goods Sales Tax) A.1.4, Historic Sites Subtotal</p> <p style="text-align: right;">\$9,015,397      \$8,996,509 \$9,015,397      \$8,996,509</p> <p><b>Article VI</b> Texas Parks and Wildlife Department (TPWD) SGST Transfer to the General Revenue Dedicated State Parks Account No. 64</p> <p>B.1.1, State Park Operations      \$60,006,028      \$60,006,028 B.1.2, Parks Minor Repair Program      \$80,715      \$80,715 Subtotal      \$60,086,743      \$60,086,742</p> <p>SGST Transfer to the Texas Recreation and Parks Account No. 467</p> <p>B.2.1, Local Park Grants      \$7,890,877      \$7,890,877 B.2.2, Boating Access and Other Grants      \$1,122,595      \$1,122,595 Subtotal      \$9,013,472      \$9,013,472</p> <p>SGST Transfer to the Large County and Municipality Recreation and Parks Account No. 5150</p> <p>B.2.1, Local Park Grants      \$4,060,235      \$4,060,235 B.2.2, Boating Access and Other Grants      \$801,944      \$801,944 Subtotal      \$4,862,179      \$4,862,179</p> <p>SGST Transfer to the Conservation and Capital Account No. 5004</p> <p>D.1.1, Improvements and Major Repairs      \$28,654,283      \$28,654,283 Subtotal      \$28,654,283      \$28,654,283</p> <p><b>End of Article Appropriations for Benefits, Estimated</b></p> <p>SGST Transfer to General Revenue Dedicated State Parks Account No. 64      \$19,954,309      \$19,954,309 SGST Transfer to the Texas Recreation and Parks Account No. 467      \$1,306,421      \$1,306,421 SGST Transfer to the Large County and Municipality Recreation and Parks Account No. 5150      \$925,011      \$925,011 Subtotal      \$22,185,741      \$22,185,741</p> <p><b>Debt Service for Statewide Park Repairs, Estimated</b></p>		

3.B. Rider Revisions and Additions Request

Agency Code: 802	Agency Name: Texas Parks and Wildlife Department	Prepared By: Julie Horsley	Date: August 17, 2018	Request Level: Base/Exceptional															
Current Rider Number	Page Number in 2018-19 GAA	Proposed Rider Language																	
		<p>SGST Transfer to the General Revenue Dedicated State Parks Account No. 64</p> <table border="1" data-bbox="600 399 1890 586"> <tr> <td>General Obligation Bond Debt Service Payments at the Texas Public Finance Authority</td> <td>\$12,442,360</td> <td>\$12,244,953</td> </tr> <tr> <td>Revenue Bond Debt Service (Strategy D.1.4) at the Texas Parks and Wildlife Department</td> <td>\$1,955,350</td> <td>\$1,336,717</td> </tr> <tr> <td>Subtotal Debt Service</td> <td>\$14,397,710</td> <td>\$13,581,670</td> </tr> <tr> <td>Subtotal - TPWD</td> <td>\$139,200,128</td> <td>\$138,384,086</td> </tr> <tr> <td><b>SGST Appropriated and Estimated TOTAL</b></td> <td><b>\$148,215,525</b></td> <td><b>\$147,380,595</b></td> </tr> </table> <p><i>This is an informational rider that is updated by LBB.</i></p>			General Obligation Bond Debt Service Payments at the Texas Public Finance Authority	\$12,442,360	\$12,244,953	Revenue Bond Debt Service (Strategy D.1.4) at the Texas Parks and Wildlife Department	\$1,955,350	\$1,336,717	Subtotal Debt Service	\$14,397,710	\$13,581,670	Subtotal - TPWD	\$139,200,128	\$138,384,086	<b>SGST Appropriated and Estimated TOTAL</b>	<b>\$148,215,525</b>	<b>\$147,380,595</b>
General Obligation Bond Debt Service Payments at the Texas Public Finance Authority	\$12,442,360	\$12,244,953																	
Revenue Bond Debt Service (Strategy D.1.4) at the Texas Parks and Wildlife Department	\$1,955,350	\$1,336,717																	
Subtotal Debt Service	\$14,397,710	\$13,581,670																	
Subtotal - TPWD	\$139,200,128	\$138,384,086																	
<b>SGST Appropriated and Estimated TOTAL</b>	<b>\$148,215,525</b>	<b>\$147,380,595</b>																	
19	VI-41	<p><b>Appropriation: Development Revenue.</b> The Texas Parks and Wildlife Department is appropriated all revenue from fund-raising and partnership development activities including revenues from funds raised, contributed, donated, or collected through private sector partnerships; joint promotional campaigns; licensing of the department brand, logo, or intellectual property; and sale of state park passes in any entity's retail locations (estimated to be \$0) each fiscal year. Any related unobligated and unexpended balances remaining as of August 31, <del>2020</del> 2018, are appropriated for the same purpose for the fiscal year beginning September 1, <del>2020</del> 2018.</p> <p><i>TPWD is requesting revisions to update fiscal year references for the 2020-21 biennium.</i></p>																	
20	VI-41	<p><b>Appropriation: Donation Proceeds.</b> Amounts appropriated above to the Texas Parks and Wildlife Department include any donations generated from the vehicle registration and renewal processes and designated for use in funding the state park system (donation proceeds estimated to be \$500,000 for each fiscal year of the <del>2020-21</del> 2018-19 biennium) out of the State Parks Account No. 64. Donation proceeds may be allocated to Strategy B.1.1, State Park Operations, Strategy B.1.2, Parks Minor Repair Program, and/or Strategy B.1.3, Parks Support, as the agency deems appropriate. Any unobligated and unexpended balances and donation proceeds remaining as of August 31, <del>2020</del> 2018, are appropriated for the same purpose for the fiscal year beginning September 1, <del>2020</del> 2018. In addition, consistent with Article IX, §8.01, Acceptance of Gifts of Money (d) and (e), any unexpended balances remaining as of August 31, <del>2019</del> 2017 are appropriated for use during the <del>2020-21</del> 2018-19 biennium for the purposes provided by the grantor.</p> <p><i>TPWD is requesting revisions to update fiscal year references for the 2020-21 biennium.</i></p>																	
21	VI-42	<p><b>Unexpended Balances Bond Proceeds.</b> Included in the amounts appropriated above in Strategy D.1.1, Improvements and Major Repairs, are unexpended and unobligated balances of General Obligation Bond Proceeds for projects that have been approved under the following provisions: 1) Article IX, §§19.70 and 19.71 of House Bill 1, Eightieth</p>																	

3.B. Rider Revisions and Additions Request

Agency Code: 802	Agency Name: Texas Parks and Wildlife Department	Prepared By: Julie Horsley	Date: August 17, 2018	Request Level: Base/Exceptional
Current Rider Number	Page Number in 2018-19 GAA	Proposed Rider Language		
		<p>Legislature, Regular Session, 2007, with amounts remaining as of August 31, 2017, estimated to be \$31,877; 2) Article IX, §17.11 of Senate Bill 1, Eighty-first Legislature, Regular Session, 2009, with amounts remaining as of August 31, 2017, estimated to be \$201,344; 3) Article IX, §18.01 of House Bill 1, Eighty-second Legislature, Regular Session, 2011, with amounts remaining as of August 31, 2017, estimated to be \$4,147,172; and 4) Article IX, §17.02 of Senate Bill 1, Eighty-third Legislature, Regular Session, 2013, with amounts remaining as of August 31, 2017, estimated to be \$7,701,840.</p> <p><del>These unobligated and unexpended balances for construction and repairs total \$12,082,233 and are appropriated for the 2018-19 biennium. Any unexpended balances in General Obligation Bond Proceeds described in this rider and remaining as of August 31, 2018, are appropriated for the same purposes for the fiscal year beginning September 1, 2018.</del></p> <p><i>TPWD is requesting deletion of this informational rider. Information on unexpended balances of bond funds is already reflected in Rider 4 above.</i></p>		
24	VI-42	<p><b>Exception for Texas Game Warden Training Center Meals.</b> Notwithstanding any restrictions on the purchase of food by a state agency, the Texas Parks and Wildlife Department (TPWD) is authorized to provide meals to cadets and instructors attending cadet training at the Texas Game Warden Training Center. In addition, the TPWD may recover from cadets and instructors through payroll reductions the actual costs for providing meals at the training center. Such funds are appropriated above from Appropriated Receipts in Strategy C.1.2, Texas Game Warden Training Center, (estimated to be <del>\$39,400</del> <del>\$21,000</del>) each fiscal year to purchase meals or food services. Any unobligated and unexpended balances remaining as of August 31, <del>2020</del> <del>2018</del> are appropriated for the same purpose for the fiscal year beginning September 1, <del>2020</del> <del>2018</del>.</p> <p><i>TPWD is requesting revisions to update dollar amounts and fiscal year references for the 2020-21 biennium.</i></p>		
27	VI-42	<p><b>Unexpended Balance Authority within the Biennium.</b> Any unobligated and unexpended balances in appropriations as of August 31, <del>2020</del> <del>2018</del> made to the Texas Parks and Wildlife Department are appropriated for the same purposes for the fiscal year beginning September 1, <del>2020</del> <del>2018</del>.</p> <p><i>TPWD is requesting revisions to update fiscal year references for the 2020-21 biennium.</i></p>		
29	VI-43	<p><b>Unexpended Balance Authority: Seized Assets.</b> Any unobligated and unexpended balances of forfeited money, proceeds from the sale of forfeited property, or similar monetary awards related to the Texas Parks and Wildlife Department's (TPWD) participation in the seizure of controlled substances or other contraband appropriated under Article IX, §8.02 of this Act that are remaining as of August 31, <del>2020</del> <del>2018</del>, are appropriated for the same purpose for the fiscal year beginning September 1, <del>2020</del> <del>2018</del>. TPWD is authorized to expend these funds for purposes authorized by</p>		

3.B. Rider Revisions and Additions Request

Agency Code: 802	Agency Name: Texas Parks and Wildlife Department	Prepared By: Julie Horsley	Date: August 17, 2018	Request Level: Base/Exceptional
Current Rider Number	Page Number in 2018-19 GAA	Proposed Rider Language		
		<p>the Parks and Wildlife Code, including capital budget purposes. Such expenditures must comply with limitations established for salary, travel, and capital expenditures, employment levels, and other provisions contained in Article IX of this Act. TPWD shall provide the Legislative Budget Board, the Governor and the Comptroller of Accounts a report by no later than October 1, <del>2020</del> <del>2018</del>, of amounts carried forward from fiscal year <del>2020</del> <del>2018</del> to fiscal year <del>2021</del> <del>2019</del> under this provision, and the purposes for which those amounts would be expended in fiscal year <del>2021</del> <del>2019</del>.</p> <p><i>TPWD is requesting revisions to update fiscal year references for the 2020-21 biennium.</i></p>		
30	VI-43	<p><b>Appropriation of Oyster Shell Recovery and Cultch Replacement Receipts.</b> Amounts appropriated above to the Texas Parks and Wildlife Department out of the Game, Fish, and Water Safety Account No. 9 include receipts from the sale of oyster shell recovery tags <u>and oyster cultch replacement fees</u> pursuant to Chapter 76 of the Parks and Wildlife Code (estimated to be <del>\$629,942</del> <del>\$586,877</del> in fiscal year <del>2020</del> <del>2018</del> and <del>\$629,942</del> <del>\$586,877</del> in fiscal year <del>2021</del> <del>2019</del>) for the recovery and enhancement of public oyster reefs. <u>Any unexpended balances of these amounts as of August 31, 2020 are appropriated for the same purpose in the fiscal year beginning September 1, 2020.</u></p> <p><i>TPWD is requesting revisions to update dollar amounts and fiscal year references, modify rider language to clarify that it includes oyster cultch replacement fees in addition to oyster tag fees that were previously included, and that the funds can be carried forward between years of the biennium. This would make the language of the rider consistent with the amounts as updated by the LBB in the FSU version of the bill (which incorporated Article IX, Section 18.04 Contingency for HB51) and would ensure continued appropriation of new cultch replacement fees authorized by House Bill 51.</i></p>		
32	VI-43	<p><b>Statewide Aquatic Vegetation and Invasive Species Management.</b> Out of the funds appropriated above in Strategy A.2.1, Inland Fisheries Management, \$3,194,400 in each fiscal year from Unclaimed Refunds of Motorboat Fuel Tax, and <del>\$500,000</del> <del>\$156,654</del> in each fiscal year from Federal Funds and 10.0 FTEs, and in Strategy A.2.3, Coastal Fisheries Management, \$55,600 from Unclaimed Refunds of Motorboat Fuel Tax each fiscal year shall be used to maintain boat lanes, general access, outdoor recreational activities, manage aquatic invasive species, and to improve fish and wildlife habitat on water bodies statewide. From these funds, \$2,500,000 in each fiscal year in Unclaimed Refunds of Motorboat Fuel Tax shall be used for aquatic invasive species management, including zebra mussels, giant salvinia and other plant and animal species. Any unexpended balances of these amounts as of August 31, <del>2020</del> <del>2018</del>, are appropriated for the same purpose in the fiscal year beginning September 1, <del>2020</del> <del>2018</del>. Use of the Federal Funds referenced above is contingent upon receipt of a federal boating access grant under the Sportfish Restoration Act by the Texas Parks and Wildlife Department.</p> <p><i>TPWD is requesting revisions to update dollar amount and fiscal year references for the 2020-21 biennium.</i></p>		

3.B. Rider Revisions and Additions Request

Agency Code: 802	Agency Name: Texas Parks and Wildlife Department	Prepared By: Julie Horsley	Date: August 17, 2018	Request Level: Base/Exceptional																														
Current Rider Number	Page Number in 2018-19 GAA	Proposed Rider Language																																
33	VI-43	<p><b>Bond Project Substitutions and Reporting Requirements.</b> Notwithstanding any other provision of this act governing bond project substitutions, the Texas Parks and Wildlife Department (TPWD) may substitute bond projects for those previously approved within the same project category described in the table below by submitting a written request for project substitution to the Texas Public Finance Authority (TPFA) and the Legislative Budget Board. Requests within categories for project deletions, reductions, and either new or amended projects in which the total adjustment is less than or equal to \$1,000,000 shall be considered to be approved unless the Legislative Budget Board issues a written disapproval within 30 business days of the date on which the request is received. Requests for substitutions between categories to substitute projects for those previously approved or in which the total adjustment is more than \$1,000,000 shall be considered to be approved unless the Legislative Budget Board issues a written disapproval within 30 business days of the date on which the staff of the Legislative Budget Board concludes its review of the proposal to expend the funds and forwards its review to the Chair of the House Appropriations Committee, Chair of the Senate Finance Committee, Speaker of the House, and Lieutenant Governor.</p> <table border="1" data-bbox="701 737 1822 1049"> <thead> <tr> <th></th> <th style="text-align: center;"><u>2020</u> <del>2018</del></th> <th style="text-align: center;"><u>2021</u> <del>2019</del></th> </tr> </thead> <tbody> <tr> <td>Construction of Buildings and Facilities</td> <td></td> <td></td> </tr> <tr> <td>(1) Statewide Park Construction and Major Repairs</td> <td style="text-align: right;"><u>\$1,433,784</u></td> <td style="text-align: right;">\$ 0</td> </tr> <tr> <td></td> <td style="text-align: right;"><del>\$ 10,328,634</del></td> <td></td> </tr> <tr> <td>(2) Wildlife, Fisheries, and Law Enforcement Construction and Major Repairs</td> <td style="text-align: right;"><u>\$4,150,794</u></td> <td style="text-align: right;">\$ 0</td> </tr> <tr> <td></td> <td style="text-align: right;"><del>\$1,753,599</del></td> <td></td> </tr> <tr> <td>Total, Construction of Buildings and Facilities</td> <td style="text-align: right;"><u>\$5,584,578</u></td> <td style="text-align: right;">\$ 0</td> </tr> <tr> <td></td> <td style="text-align: right;"><del>\$ 12,082,233</del></td> <td></td> </tr> <tr> <td>Total, Bond Proceeds - General Obligation Bonds</td> <td style="text-align: right;"><u>\$5,584,578</u></td> <td style="text-align: right;">\$ 0</td> </tr> <tr> <td></td> <td style="text-align: right;"><del>\$ 12,082,233</del></td> <td></td> </tr> </tbody> </table> <p>Texas Parks and Wildlife Department shall submit to the Legislative Budget Board a bond report before the last business day of each month detailing the following: project location; total project budget; expenditures to date, excluding reporting month expenditures; reporting month expenditures; total expenditures to date; encumbered amount at the end of reporting month; funds available amount; and percentage of the project completed.</p> <p><i>TPWD is requesting revisions to update dollar amount and fiscal year references for the 2020-21 biennium.</i></p>				<u>2020</u> <del>2018</del>	<u>2021</u> <del>2019</del>	Construction of Buildings and Facilities			(1) Statewide Park Construction and Major Repairs	<u>\$1,433,784</u>	\$ 0		<del>\$ 10,328,634</del>		(2) Wildlife, Fisheries, and Law Enforcement Construction and Major Repairs	<u>\$4,150,794</u>	\$ 0		<del>\$1,753,599</del>		Total, Construction of Buildings and Facilities	<u>\$5,584,578</u>	\$ 0		<del>\$ 12,082,233</del>		Total, Bond Proceeds - General Obligation Bonds	<u>\$5,584,578</u>	\$ 0		<del>\$ 12,082,233</del>	
	<u>2020</u> <del>2018</del>	<u>2021</u> <del>2019</del>																																
Construction of Buildings and Facilities																																		
(1) Statewide Park Construction and Major Repairs	<u>\$1,433,784</u>	\$ 0																																
	<del>\$ 10,328,634</del>																																	
(2) Wildlife, Fisheries, and Law Enforcement Construction and Major Repairs	<u>\$4,150,794</u>	\$ 0																																
	<del>\$1,753,599</del>																																	
Total, Construction of Buildings and Facilities	<u>\$5,584,578</u>	\$ 0																																
	<del>\$ 12,082,233</del>																																	
Total, Bond Proceeds - General Obligation Bonds	<u>\$5,584,578</u>	\$ 0																																
	<del>\$ 12,082,233</del>																																	
35	VI-44	<p><del><b>Northern Bobwhite Quail Interagency Contract.</b> Out of funds appropriated above in Strategy A.1.1, Wildlife Conservation, the Texas Parks and Wildlife Department shall use \$1,000,000 each fiscal year from the General Revenue-Dedicated Game, Fish and Water Safety Account No. 9 to contract with the Texas A&amp;M AgriLife Extension Service for</del></p>																																

3.B. Rider Revisions and Additions Request

Agency Code: 802	Agency Name: Texas Parks and Wildlife Department	Prepared By: Julie Horsley	Date: August 17, 2018	Request Level: Base/Exceptional
Current Rider Number	Page Number in 2018-19 GAA	Proposed Rider Language		
		<p><del>the following purposes: develop educational resources and programs to reestablish growth of quail populations based on research-proven best management practices; investigations into the impact of parasites and toxins on quail populations; diagnostic tests for diseases impacting quail populations, genomic sequencing and bioinformatics studies; field tests to study how health factors interact with environmental factors to impact quail populations; and develop a centralized data repository of research findings.</del></p> <p><i>TPWD is requesting deletion of this rider, as cash balances in the Upland Bird Stamp Fund are insufficient to cover the amounts specified. TPWD proposes shifting a portion of the authority from the Upland Bird Stamp to Migratory Bird Stamp, to be used for various Migratory Bird initiatives, including conservation, developing refugia areas, prairie wetlands habitat, invasive species management, Playa conservation, and program administration. See also one-time expenditure schedule.</i></p>		
36	VI-44	<p><del><b>Center for Urban Ecology at Quinta Mazatlán.</b> Included in amounts appropriated above in Strategy B.2.1, Local Park Grants, and Strategy B.2.2, Boating Access and Other Grants, is \$4,438,702 from Strategy B.2.1 and \$561,298 from Strategy B.2.2 in fiscal year 2018 from the Sporting Good Sales Tax Transfer to the Texas Recreation and Parks Account No. 467 that shall be used for a grant to Quinta Mazatlán in the city of McAllen to construct a Center for Urban Ecology.</del></p> <p><i>TPWD is requesting deletion of this one-time rider for the 2020-21 biennium.</i></p>		
NEW	701	<p><b>Payments to State Park Business System (SPBS) Vendor(s).</b> <u>Included in amounts appropriated above in Strategy B.1.1 State Park Operations are amounts necessary for payments to the State Parks Business System vendor(s), estimated to be \$2,198,767 each fiscal year out of the State Parks Account No. 064. In the event that vendor costs exceed this estimated amount due to increases in state parks related revenues, TPWD is hereby appropriated amounts as necessary to fully cover vendor costs.</u></p> <p><i>TPWD is requesting a new rider to ensure that the department is able to cover costs associated with the new State Parks Business System contract, which was executed in December 2016 with an anticipated system implementation date of January 2019. The new contract is structured on a percent of revenue basis (4% of net revenue), meaning that contract costs will fluctuate depending on park revenues in any given year. The proposed rider would grant TPWD needed flexibility to pay increased contract costs resulting from increased park revenues. This estimated authority is critical to successful implementation of the new State Parks Business System.</i></p>		



3.B. Rider Revisions and Additions Request

Agency Code: 802	Agency Name: Texas Parks and Wildlife Department	Prepared By: Julie Horsley	Date: August 17, 2018	Request Level: Base/Exceptional
Current Rider Number	Page Number in 2018-19 GAA	Proposed Rider Language		
NEW	702	<p><b><u>Appropriation of Merchandise for Resale Income.</u></b> In addition to amounts appropriated in Strategy B.1.1. State Park Operations for the purchase of merchandise for resale at state park operated concessions, in each year of the biennium TPWD is hereby appropriated an amount equal to 50% of prior year concession revenues in excess of FY18 concession revenues (estimated to be \$125,000 in FY2020 and \$250,000 in FY2021 out of the State Parks Account No. 064) for the purpose of purchasing merchandise for resale and enhancing the state park concession program. Any unobligated and unexpended balances remaining as of August 31, 2020 (at the end of FY2020) are appropriated for the same purposes for Fiscal Year 2021.</p> <p><i>The state parks staff operated concessions program is currently unable to reinvest generated revenue back into product inventory or displays in order to meet demand – rather, it is provided a fixed budget. In the past, an "entrepreneurial rider" (Rider 27) allowed mid-year funding to sustain park stores during spring and summer peak seasons after fiscal year budget funding had been exhausted, however, this rider is no longer in effect.</i></p> <p><i>Growing park visitation, coupled with the popularity of site-specific, commemorative purchases has created pressure on already limited inventory purchasing funds. Without a rider allowing the reinvestment of generated revenue, the concession program has reached a funding sales plateau adversely affecting sales growth, and investment in additional merchandise or new concession operations is not possible. In addition, the introduction of recreational equipment rentals (i.e. watercraft, bicycles etc.) has become a popular demanded activity in many parks. This rider would allow TPWD to reinvest a portion of the revenue generated from staff operated concession operations towards merchandise, rental equipment, food products for resale and other concession program enhancements. It is anticipated that the ability to reinvest revenues in the program will lead to and enhance revenue growth, repeat visitation, destination travel and economic value.</i></p> <p><i>NOTE: Estimated amounts referenced above are requested as part of the State Parks exceptional item.</i></p>		

This page is intentionally blank.

**3.C. Rider Appropriations and Unexpended Balances Request**  
 86th Regular Session, Agency Submission, Version 1  
 Automated Budget and Evaluation System of Texas (ABEST)

DATE: **8/27/2018**  
 TIME: **1:15:07PM**

**Agency Code: 802 Parks and Wildlife Department**

RIDER	STRATEGY	Exp 2017	Est 2018	Bud 2019	BL 2020	BL 2021
4 1	Appn: UB for Construction 4-1-1 IMPROVEMENTS AND MAJOR REPAIRS	\$0	\$0	\$0	\$0	\$0
<b>OBJECT OF EXPENSE:</b>						
	5000 CAPITAL EXPENDITURES	\$0	\$0	\$0	\$0	\$0
<b>Total, Object of Expense</b>		<b>\$0</b>	<b>\$0</b>	<b>\$0</b>	<b>\$0</b>	<b>\$0</b>
<b>METHOD OF FINANCING:</b>						
9	Game,Fish,Water Safety Ac	\$0	\$0	\$0	\$0	\$0
403	Capital Account	\$0	\$0	\$0	\$0	\$0
<b>Total, Method of Financing</b>		<b>\$0</b>	<b>\$0</b>	<b>\$0</b>	<b>\$0</b>	<b>\$0</b>

**Description/Justification for continuation of existing riders or proposed new rider**

TPWD's bill pattern for the 2018-19 biennium did not allow for UB of General Revenue (GR) or General Revenue-Dedicated (GR-D) capital construction funds from the prior biennium. The inability to carry forward funds hampers planning and flexibility, and jeopardizes the department's ability to mitigate risks, especially in light of capital construction program challenges such as funding uncertainty from one session to the next, weather and disaster events, changing legislative priorities, and emergency projects. TPWD is requesting modifications to Rider 4 (Unexpended Balances for Construction Projects) to allow carry-forward of unexpended GR and GR-D amounts, if any, from one biennium to the next. While TPWD fully anticipates that all GR and GR-D amounts will be fully expended at the end of FY19, the estimated authority for GR and GR-D sources would allow TPWD the ability to use funds for the purposes intended by the Legislature in the unlikely event of unanticipated/extenuating circumstances.

**3.C. Rider Appropriations and Unexpended Balances Request**  
 86th Regular Session, Agency Submission, Version 1  
 Automated Budget and Evaluation System of Texas (ABEST)

DATE: **8/27/2018**  
 TIME: **1:15:07PM**

**Agency Code: 802 Parks and Wildlife Department**

<b>RIDER</b>	<b>STRATEGY</b>	<b>Exp 2017</b>	<b>Est 2018</b>	<b>Bud 2019</b>	<b>BL 2020</b>	<b>BL 2021</b>
701 1	Payments to Park Bus. System Vendor 2-1-1 STATE PARK OPERATIONS	\$0	\$0	\$0	\$0	\$0
<b>OBJECT OF EXPENSE:</b>						
	2009 OTHER OPERATING EXPENSE	\$0	\$0	\$0	\$0	\$0
<b>Total, Object of Expense</b>		<b>\$0</b>	<b>\$0</b>	<b>\$0</b>	<b>\$0</b>	<b>\$0</b>
<b>METHOD OF FINANCING:</b>						
	64 State Parks Acct	\$0	\$0	\$0	\$0	\$0
<b>Total, Method of Financing</b>		<b>\$0</b>	<b>\$0</b>	<b>\$0</b>	<b>\$0</b>	<b>\$0</b>

**Description/Justification for continuation of existing riders or proposed new rider**

TPWD is requesting a new rider to ensure that the department is able to cover costs associated with the new State Parks Business System contract, which was executed in December 2016 with an anticipated system implementation date of January 2019. The new contract is structured on a percent of revenue basis (4% of net revenue), meaning that contract costs will fluctuate depending on park revenues in any given year. Projected amounts for payments are embedded in the base level request for FY2020-21. However, the proposed rider is needed to specify that these amounts are "estimated", so that TPWD will have the needed flexibility to pay increased contract costs in the event of increased park revenues. This estimated authority is critical to successful implementation of the new State Parks Business System.

**3.C. Rider Appropriations and Unexpended Balances Request**  
 86th Regular Session, Agency Submission, Version 1  
 Automated Budget and Evaluation System of Texas (ABEST)

DATE: **8/27/2018**  
 TIME: **1:15:07PM**

---

**Agency Code: 802 Parks and Wildlife Department**

<b>RIDER</b>	<b>STRATEGY</b>	<b>Exp 2017</b>	<b>Est 2018</b>	<b>Bud 2019</b>	<b>BL 2020</b>	<b>BL 2021</b>
<b>SUMMARY:</b>						
<b>OBJECT OF EXPENSE TOTAL</b>		<b>\$0</b>	<b>\$0</b>	<b>\$0</b>	<b>\$0</b>	<b>\$0</b>
<b>METHOD OF FINANCING TOTAL</b>		<b>\$0</b>	<b>\$0</b>	<b>\$0</b>	<b>\$0</b>	<b>\$0</b>

This page is intentionally blank.

**TAB PLACEHOLDER**

**Exceptional Items**





**4.A. Exceptional Item Request Schedule**  
 86th Regular Session, Agency Submission, Version 1  
 Automated Budget and Evaluation System of Texas (ABEST)

DATE: **8/27/2018**  
 TIME: **1:15:07PM**

Agency code: **802** Agency name: **Parks and Wildlife Department**

<u>CODE</u>	<u>DESCRIPTION</u>	<u>Excp 2020</u>	<u>Excp 2021</u>
	<b>Item Name:</b> Address Increased Park Visitation, Usage and Related Cost Increases <b>Item Priority:</b> 1 <b>IT Component:</b> Yes <b>Anticipated Out-year Costs:</b> Yes <b>Involve Contracts &gt; \$50,000:</b> No <b>Includes Funding for the Following Strategy or Strategies:</b>		
	02-01-01 State Parks, Historic Sites and State Natural Area Operations		
	02-01-02 Parks Minor Repair Program		
	02-01-03 Parks Support		
	05-01-02 Information Resources		
<b>OBJECTS OF EXPENSE:</b>			
1001	SALARIES AND WAGES	2,038,491	2,267,744
1002	OTHER PERSONNEL COSTS	10,192	11,338
2001	PROFESSIONAL FEES AND SERVICES	17,222	17,222
2002	FUELS AND LUBRICANTS	213,954	226,822
2003	CONSUMABLE SUPPLIES	104,524	106,638
2004	UTILITIES	270,996	279,292
2005	TRAVEL	265,896	253,354
2006	RENT - BUILDING	14,386	0
2007	RENT - MACHINE AND OTHER	19,507	21,067
2009	OTHER OPERATING EXPENSE	2,707,155	2,400,626
5000	CAPITAL EXPENDITURES	2,174,068	1,946,353
	<b>TOTAL, OBJECT OF EXPENSE</b>	<b>\$7,836,391</b>	<b>\$7,530,456</b>
<b>METHOD OF FINANCING:</b>			
64	State Parks Acct	125,000	250,000
400	Sporting Good Tax-State	7,711,391	7,280,456
	<b>TOTAL, METHOD OF FINANCING</b>	<b>\$7,836,391</b>	<b>\$7,530,456</b>
	<b>FULL-TIME EQUIVALENT POSITIONS (FTE):</b>	46.00	52.40

**DESCRIPTION / JUSTIFICATION:**

The State Parks system is experiencing unsustainable resource demands due to significantly increased visitation, recurring disasters & aging & declining facilities. As such, State Parks have a critical need for operating funds to ensure adequate upkeep, visitor safety, and quality visitor experiences.

This request is for a total of \$15.4M (biennial) as follows:

**4.A. Exceptional Item Request Schedule**  
 86th Regular Session, Agency Submission, Version 1  
 Automated Budget and Evaluation System of Texas (ABEST)

DATE: **8/27/2018**  
 TIME: **1:15:07PM**

Agency code: **802**

Agency name:

**Parks and Wildlife Department**

<b>CODE</b>	<b>DESCRIPTION</b>	<b>Excp 2020</b>	<b>Excp 2021</b>
-------------	--------------------	------------------	------------------

--\$5.3M/46.0 FTEs to help manage state park operations statewide. A total of \$4.1M would fund 14 park officer positions to better meet safety & security requirements & 32 positions ranging from clerks,custodians,maintenance staff & rangers to address added visitor service & park maintenance needs resulting from increased visitation. \$1.2M would equip these staff/fund associated operating costs.

--\$375K/6.38 FTE for pre-opening activities at 2 parks in FY2021. After years of reduced operations due to Hurricanes Rita & Ike, TPWD is poised to reopen a large area of Galveston State Park. This will require \$118,549/3.38 FTE.TPWD also requests 3 FTE & associated operating costs,vehicles & equipment to manage pre-opening operations at Palo Pinto Mtns State Park(\$256,317/3.0 FTE). This includes 1 Park Police Officer to provide security for the construction site.

--\$800K for minor repairs to address impacts of heavy visitation to aging facilities.

--\$3.7M for transportation items(\$3.0M)& equipment(\$0.7M)to allow TPWD to come closer to replacing vehicles at the 10 year/100,000 mile threshold,and to replace equipment such as worn out/broken mowers & trailers.

--\$5.2M to address operating cost increases/other imperatives.This includes funding for items such as increased fuel,electricity & waste disposal costs, maintenance & repair of equipment,pest services, supplies,and concession growth reinvestment at park concessions.

This will fund an existing initiative.The park system has existed since the creation of the State Parks Board in 1923.

This item would involve some contracts with outside entities.

**EXTERNAL/INTERNAL FACTORS:**

The cost to operate any given state park is tied in part to costs created by the visitor. Texas' population continues to grow, consequently park visitation also continues to increase. Growth in park usage and associated equipment(e.g. RVs) requires more use of the parks' utility systems and results in higher operating cost for electricity, refuse collection & removal, wastewater treatment, and water consumption. Consumable and supply costs also increase as bathrooms need to be cleaned and stocked more often. Maintenance and repair needs increase as use and impact on associated facilities can accelerate wear, tear and failure.

Visitation is often influenced by weather conditions, the timing of holidays, and other factors outside of TPWD control. Weather conditions can also influence fuel and maintenance expenses as they can have an effect on vegetation growth patterns, requiring more frequent mowing and associated maintenance.

Advances in technology and communication are no longer seen by our visitors/clients as luxuries, but are expected to be supplied by us in part for their safety.

Growing park visitation, coupled with the popularity of site-specific, commemorative purchases has created pressure on already limited inventory purchasing funds at park concessions. This request includes amounts tied to the concession program, which in tandem with the new requested rider(Appropriation of Merchandise for Resale Income), would allow TPWD to reinvest a portion of the revenue generated from staff operated concession operations towards merchandise, rental equipment, food products for resale and other concession program enhancements.

**4.A. Exceptional Item Request Schedule**  
 86th Regular Session, Agency Submission, Version 1  
 Automated Budget and Evaluation System of Texas (ABEST)

DATE: **8/27/2018**  
 TIME: **1:15:07PM**

Agency code: **802** Agency name:  
**Parks and Wildlife Department**

CODE	DESCRIPTION	Excp 2020	Excp 2021
------	-------------	-----------	-----------

**PCLS TRACKING KEY:**

N/A

**DESCRIPTION OF IT COMPONENT INCLUDED IN EXCEPTIONAL ITEM:**

This funding request includes \$318,509 over the biennium for IT equipment mostly to provide new park positions with required IT equipment for the performance of their job or the replacement of existing IT-related equipment.

**IS THIS IT COMPONENT RELATED TO A NEW OR CURRENT PROJECT?**

NEW

**STATUS:**

N/A. This is a new project.

**OUTCOMES:**

N/A. This is a new project.

**OUTPUTS:**

N/A. This is a new project.

**TYPE OF PROJECT**

Acquisition and Refresh of Hardware and Software

**ALTERNATIVE ANALYSIS**

Most of this request could be scaled by reducing the amount of IT equipment provided to the needed positions, however, a reduction in funding will mean reduced levels of service and support. For example, if funding for new computer needs is not obtained, new staff would either not have computers or would be required to use older/surplused and less efficient computers. This would impede the ability to accomplish work effectively and efficiently.

**ESTIMATED IT COST**

2018	2019	2020	2021	2022	2023	2024	Total Over Life of Project
\$0	\$0	\$235,659	\$82,850	\$73,706	\$73,706	\$73,706	\$539,627

**SCALABILITY**

2018	2019	2020	2021	2022	2023	2024	Total Over Life of Project
\$0	\$0	\$0	\$0	\$0	\$0	\$0	\$0

**4.A. Exceptional Item Request Schedule**  
 86th Regular Session, Agency Submission, Version 1  
 Automated Budget and Evaluation System of Texas (ABEST)

DATE: **8/27/2018**  
 TIME: **1:15:07PM**

Agency code: **802** Agency name:  
**Parks and Wildlife Department**

<b>CODE</b>	<b>DESCRIPTION</b>						<b>Excp 2020</b>	<b>Excp 2021</b>
<b>FTE</b>								
		<b>2018</b>	<b>2019</b>	<b>2020</b>	<b>2021</b>	<b>2022</b>	<b>2023</b>	<b>2024</b>
		0.0	0.0	0.0	0.0	0.0	0.0	0.0

**DESCRIPTION OF ANTICIPATED OUT-YEAR COSTS :**

Ongoing state park staffing and related operational costs. This includes costs that are recurring or increasing year to year, which are an integral part of the services State Parks provides to our constituents.

**ESTIMATED ANTICIPATED OUT-YEAR COSTS FOR ITEM:**

<b>2022</b>	<b>2023</b>	<b>2024</b>
\$5,197,659	\$5,197,659	\$5,197,659

**4.A. Exceptional Item Request Schedule**  
 86th Regular Session, Agency Submission, Version 1  
 Automated Budget and Evaluation System of Texas (ABEST)

DATE: **8/27/2018**  
 TIME: **1:15:07PM**

Agency code: **802** Agency name:  
**Parks and Wildlife Department**

<b>CODE</b>	<b>DESCRIPTION</b>	<b>Excp 2020</b>	<b>Excp 2021</b>
	<b>Item Name:</b> Development of Palo Pinto Mountains State Park <b>Item Priority:</b> 2 <b>IT Component:</b> No <b>Anticipated Out-year Costs:</b> No <b>Involve Contracts &gt; \$50,000:</b> Yes <b>Includes Funding for the Following Strategy or Strategies:</b> 04-01-01 Implement Capital Improvements and Major Repairs		
<b>OBJECTS OF EXPENSE:</b>			
5000	CAPITAL EXPENDITURES	12,500,000	0
	<b>TOTAL, OBJECT OF EXPENSE</b>	<b>\$12,500,000</b>	<b>\$0</b>
<b>METHOD OF FINANCING:</b>			
64	State Parks Acct	12,500,000	0
	<b>TOTAL, METHOD OF FINANCING</b>	<b>\$12,500,000</b>	<b>\$0</b>

**DESCRIPTION / JUSTIFICATION:**

This request is for funding to complete the development of Palo Pinto Mountains State Park. The new park will include a headquarters/visitor center, maintenance complex, canyon view day use, multi-use camping, equestrian camping, tent camping, lakeside day use, hike and bike trails, and equestrian trails.

This is an existing initiative. TPWD has received funding in prior Legislative sessions to address earlier phases of this project.

The requested funds would be used to contract with an outside entity(ies).

**EXTERNAL/INTERNAL FACTORS:**

In 2008, TPWD sold the undeveloped Eagle Mountain Lake State Park property in the Fort Worth area to the Tarrant Regional Water District. In accordance with its commitment in selling the Eagle Mountain Lake property, TPWD used \$9.2M netted from the sale to acquire a larger site for a new state park in Palo Pinto County near Strawn. The 4,000 acre property includes river access, an 80-acre lake, diverse topography, and extraordinary conservation and recreational potential.

After a lengthy planning process that included public meetings to understand the desires of future park users, a Public Use Plan was completed. To begin implementation of this plan, the 84th Legislature appropriated \$2.7M to TPWD to complete design and construction documents for the proposed facilities. The department's Legislative Appropriation Request to the 85th Legislature included a \$25M request for capital development funds for the site. While no funds were appropriated to the project for the FY18-19 biennium, the department aims to have design documents completed so that construction can advance upon appropriation of these requested funds.

It is TPWD's plan to use TxDOT to construct required roads and bridges. In addition, the Texas Parks and Wildlife Foundation has pledged to raise up to \$10M in private

**4.A. Exceptional Item Request Schedule**  
86th Regular Session, Agency Submission, Version 1  
Automated Budget and Evaluation System of Texas (ABEST)

DATE: **8/27/2018**  
TIME: **1:15:07PM**

---

Agency code: **802**                      Agency name:  
**Parks and Wildlife Department**

<b>CODE</b>	<b>DESCRIPTION</b>	<b>Excp 2020</b>	<b>Excp 2021</b>
-------------	--------------------	------------------	------------------

donations to help build the parks facilities.

**PCLS TRACKING KEY:**

---

**APPROXIMATE PERCENTAGE OF EXCEPTIONAL ITEM :**                      100.00%

**CONTRACT DESCRIPTION :**

- (1) The contract(s) will allow the department to pursue the development of Palo Pinto Mountains State Park to include a headquarters/visitor center, maintenance complex, canyon view day use, multi-use camping, equestrian camping, tent camping, lakeside day use, hike and bike trails, and equestrian trails.
- (2) The contract will be a construction contract.
- (3) The construction contract would be awarded in FY2020/2021 and would likely be open approximately 30 months (2.5 years).
- (4) Procurement method is anticipated to be a competitive sealed proposal (CSP).
- (5) TPWD does not have the construction trades to perform this project in-house.

**4.A. Exceptional Item Request Schedule**  
 86th Regular Session, Agency Submission, Version 1  
 Automated Budget and Evaluation System of Texas (ABEST)

DATE: **8/27/2018**  
 TIME: **1:15:07PM**

Agency code: **802** Agency name:  
**Parks and Wildlife Department**

<b>CODE</b>	<b>DESCRIPTION</b>	<b>Excp 2020</b>	<b>Excp 2021</b>
	<b>Item Name:</b> Fund Critical Deferred Maintenance, Capital Construction and Repair Needs <b>Item Priority:</b> 3 <b>IT Component:</b> No <b>Anticipated Out-year Costs:</b> No <b>Involve Contracts &gt; \$50,000:</b> Yes <b>Includes Funding for the Following Strategy or Strategies:</b> 04-01-01 Implement Capital Improvements and Major Repairs		
<b>5000</b>	<b>CAPITAL EXPENDITURES</b>	24,674,679	15,905,804
	<b>TOTAL, OBJECT OF EXPENSE</b>	<b>\$24,674,679</b>	<b>\$15,905,804</b>
<b>METHOD OF FINANCING:</b>			
9	Game,Fish,Water Safety Ac	7,700,000	0
64	State Parks Acct	4,425,000	2,500,000
403	Capital Account	7,326,296	7,182,421
8016	URMFT	5,223,383	6,223,383
	<b>TOTAL, METHOD OF FINANCING</b>	<b>\$24,674,679</b>	<b>\$15,905,804</b>

**DESCRIPTION / JUSTIFICATION:**

TPWD's land and facility holdings include field offices, state parks, natural areas, historic sites, wildlife management areas, fish hatcheries, outreach centers, and the Austin headquarters complex. These sites, many of which are more than 40 years old, require ongoing infrastructure investment to ensure proper functioning, adequate maintenance, enhanced visitor experiences, and the safety of staff and visitors.

This request would provide \$40.6 million over the biennium to address priority deferred maintenance, capital construction, and a backlog of repair needs at TPWD facilities across the state.

This request is for additional funding for an existing initiative (capital construction and repair program).

A portion of the requested funds will involve contracts with outside entities.

**EXTERNAL/INTERNAL FACTORS:**

New capital construction and repair needs continue to be identified with each passing year as structures deteriorate and/or become outdated, which is exacerbated by rapidly rising visitation numbers and major storm events. Additionally, many factors beyond TPWD control, such as economic conditions, catastrophic weather, natural disasters, and permit/study requirements, can impact the agency's capital construction and repair program. Furthermore, scheduling limitations are frequent as staff work to avoid site

**4.A. Exceptional Item Request Schedule**  
86th Regular Session, Agency Submission, Version 1  
Automated Budget and Evaluation System of Texas (ABEST)

DATE: **8/27/2018**  
TIME: **1:15:07PM**

---

Agency code: **802** Agency name: **Parks and Wildlife Department**

<b>CODE</b>	<b>DESCRIPTION</b>	<b>Excp 2020</b>	<b>Excp 2021</b>
-------------	--------------------	------------------	------------------

and visitor disruption which inevitably occurs during construction. These factors can result in project delays and/or require project reprioritization to address emerging emergency needs.

Over the past 11 years, TPWD has reallocated approximately \$100 million to natural disaster recovery, including fire, flooding, hurricanes, and hail damage. Although natural disasters cannot be predicted, the department can expect unplanned circumstances will have financial impact that must be planned for each year. To adequately address damages caused by inevitable disasters, the agency needs sustainable funding that does not divert resources from ongoing deferred maintenance needs.

**PCLS TRACKING KEY:**

---

**APPROXIMATE PERCENTAGE OF EXCEPTIONAL ITEM :** 100.00%

**CONTRACT DESCRIPTION :**

- (1) This exceptional item would fund deferred maintenance, construction and repair projects at facilities statewide.
- (2) Contract types would include planning, design and construction contracts.
- (3) Expected duration will vary depending on the nature and scope of each project. (4) Anticipated methods of procurement include Request for Qualifications(RFQ)for professional services, and Invitation for Bid(IFB), and Request for Proposals or Competitive Sealed Proposals(CSP)for construction.
- (5) TPWD does not have the staff resources to performed these projects in-house.



**4.A. Exceptional Item Request Schedule**  
 86th Regular Session, Agency Submission, Version 1  
 Automated Budget and Evaluation System of Texas (ABEST)

DATE: **8/27/2018**  
 TIME: **1:15:07PM**

Agency code: **802** Agency name: **Parks and Wildlife Department**

CODE	DESCRIPTION	Excp 2020	Excp 2021
	<b>Item Name:</b> Provide Law Enforcement Training, Equipment & Aircraft <b>Item Priority:</b> 4 <b>IT Component:</b> No <b>Anticipated Out-year Costs:</b> Yes <b>Involve Contracts &gt; \$50,000:</b> Yes <b>Includes Funding for the Following Strategy or Strategies:</b> 03-01-01 Wildlife, Fisheries and Water Safety Enforcement		
<b>OBJECTS OF EXPENSE:</b>			
2009	OTHER OPERATING EXPENSE	1,144,063	1,144,062
5000	CAPITAL EXPENDITURES	13,355,937	355,938
<b>TOTAL, OBJECT OF EXPENSE</b>		<b>\$14,500,000</b>	<b>\$1,500,000</b>
<b>METHOD OF FINANCING:</b>			
1	General Revenue Fund	12,000,000	0
8016	URMFT	2,500,000	1,500,000
<b>TOTAL, METHOD OF FINANCING</b>		<b>\$14,500,000</b>	<b>\$1,500,000</b>

**DESCRIPTION / JUSTIFICATION:**

This exceptional item requests \$16M over the biennium to ensure that officers are adequately equipped and trained to safely and efficiently carry out their duties, including routine patrols, presence on public waterways, disaster response, and search & rescue missions. The request includes the following:

- \$1M for radios capable of statewide interoperability to support Game Warden safety, communication with other first responders, and effectiveness & efficiency in carrying out their duties.
- \$1M for equipment such as night vision goggles, marine sonar, medical trauma kits, thermal imaging units, swift water rescue and helicopter hoisting equipment necessary for enhancing operational safety, day/night capability & situational awareness and victim rescue and recovery.
- \$2M for training for Boat Operations, Search & Rescue, Firearms, Investigations, Aviation, Dive, Tactical and In-service training. This training will help TPW Law Enforcement maintain required certifications & increase operational capability while mitigating safety concerns & maximizing effectiveness in serving our constituents.
- \$12M for two new aircraft to ensure TPWD law enforcement can continue to execute its current mission set safely, curtail rising maintenance costs, and accommodate increasing mission capability requirements. A properly equipped fixed wing aircraft would be capable of providing intelligence, surveillance & reconnaissance for resource protection activities and would also be an asset during all hazard response & border/homeland security operations. A new helicopter would allow LE to fully support its current preplanned mission schedule and exigent requests for support, particularly for emergency response & rescue operations, while increasing the service life of the current

**4.A. Exceptional Item Request Schedule**  
 86th Regular Session, Agency Submission, Version 1  
 Automated Budget and Evaluation System of Texas (ABEST)

DATE: **8/27/2018**  
 TIME: **1:15:07PM**

Agency code: **802** Agency name:  
**Parks and Wildlife Department**

<b>CODE</b>	<b>DESCRIPTION</b>	<b>Excp 2020</b>	<b>Excp 2021</b>
-------------	--------------------	------------------	------------------

helicopter (purchased 2014).

This exceptional item would fund an existing program (Law Enforcement).

A portion of requested funds will be used to contract with outside entities.

**EXTERNAL/INTERNAL FACTORS:**

Since 1895, Texas Game Wardens have served the citizens of Texas by providing professional law enforcement while working to conserve & protect the natural resources of Texas. However, the scope of their efforts often extends beyond enforcement of wildlife, fish & water safety laws. As an integral member of the Texas Division of Emergency Management State Operations Center, Texas Game Wardens routinely provide valuable disaster response, swift water rescue, and other relief efforts during natural disasters and search & rescue operations, such as during Hurricane Harvey and flooding along Texas rivers.

As Game Warden activities continue to grow with our expanding population, additional resources, equipment & training are vital to ensuring efficiency, effectiveness & safety in carrying out their duties.

The current department fixed wing asset has been displaying recurring issues consistent with an aging airframe. These issues directly increase the cost to operate the aircraft and statistically escalate with age. A replacement aircraft would eliminate these concerns and would offer a 50% increase in speed, a 37% increase in range, and a 127% increase in payload from our current fixed wing asset. These capabilities would result in decreased response times, enhanced statewide coverage, and the ability to deliver more personnel, cargo, and specialized equipment to areas where it is critically needed.

TPWD's current helicopter is used in a range of roles, including search & rescue (SAR), disaster response, airborne law enforcement, border operations, wildlife & fisheries conservation efforts, and environmental crimes. As mission capabilities expand, along with training requirements, it becomes increasingly difficult to manage flight hours and aircraft availability with only one helicopter. Acquisition of an additional helicopter is critical to increase readiness, response & capabilities, and will ensure that TPWD is applying best practices regarding aircraft fleet management.

**PCLS TRACKING KEY:**

**DESCRIPTION OF ANTICIPATED OUT-YEAR COSTS :**

Fuel, maintenance and repair, hangar rental and insurance for two additional aircraft.

**4.A. Exceptional Item Request Schedule**  
 86th Regular Session, Agency Submission, Version 1  
 Automated Budget and Evaluation System of Texas (ABEST)

DATE: **8/27/2018**  
 TIME: **1:15:07PM**

Agency code: **802** Agency name:  
**Parks and Wildlife Department**

<b>CODE</b>	<b>DESCRIPTION</b>	<b>Excp 2020</b>	<b>Excp 2021</b>
-------------	--------------------	------------------	------------------

**ESTIMATED ANTICIPATED OUT-YEAR COSTS FOR ITEM:**

<b>2022</b>	<b>2023</b>	<b>2024</b>
\$165,800	\$165,800	\$165,800

**APPROXIMATE PERCENTAGE OF EXCEPTIONAL ITEM :** 86.43%

**CONTRACT DESCRIPTION :**

- (1) Items to be procured include radios, night vision goggles, marine sonar, medical trauma kits, thermal imaging units and aircraft.
- (2) Contracts would be a competitive solicitation.
- (3) Contract duration will vary depending on the specific item (and need for warranty).
- (4) Anticipated method of procurement is Request for Proposal or Invitation for Bid.

**4.A. Exceptional Item Request Schedule**  
 86th Regular Session, Agency Submission, Version 1  
 Automated Budget and Evaluation System of Texas (ABEST)

DATE: **8/27/2018**  
 TIME: **1:15:07PM**

Agency code: **802** Agency name:  
**Parks and Wildlife Department**

CODE	DESCRIPTION	Excp 2020	Excp 2021
	<b>Item Name:</b> Implement CAPPS Financials <b>Item Priority:</b> 5 <b>IT Component:</b> Yes <b>Anticipated Out-year Costs:</b> Yes <b>Involve Contracts &gt; \$50,000:</b> Yes		
	<b>Includes Funding for the Following Strategy or Strategies:</b> 05-01-01 Central Administration 05-01-02 Information Resources		
 <b>OBJECTS OF EXPENSE:</b>			
1001	SALARIES AND WAGES	463,725	496,012
1002	OTHER PERSONNEL COSTS	3,523	3,685
2004	UTILITIES	3,850	0
2005	TRAVEL	274,400	0
2009	OTHER OPERATING EXPENSE	743,273	207,552
5000	CAPITAL EXPENDITURES	16,344	0
<b>TOTAL, OBJECT OF EXPENSE</b>		<b>\$1,505,115</b>	<b>\$707,249</b>
 <b>METHOD OF FINANCING:</b>			
1	General Revenue Fund	1,505,115	707,249
<b>TOTAL, METHOD OF FINANCING</b>		<b>\$1,505,115</b>	<b>\$707,249</b>
<b>FULL-TIME EQUIVALENT POSITIONS (FTE):</b>		12.50	13.00

**DESCRIPTION / JUSTIFICATION:**

TPWD is scheduled to transition to the Financials component of the Centralized Accounting & Payroll/Personnel System (CAPPS) during the 2020-21 biennium, with an estimated project start date of August 1, 2019 and implementation/cut-over on September 1, 2020. This item would provide \$2,212,364 over the biennium for TPWD's staffing/operational needs associated with this project.

FY2020: TPWD requires \$1,505,115/12.5 FTEs. This would fund regular full-time positions (\$467,248), IT contract labor (\$542,058), anticipated data center service costs (\$105,312), associated operating & equipment (\$116,097) & training on the new system (\$274,400). Most of the requested positions are needed to backfill subject matter experts in Purchasing, AP, Property, Revenue and IT who will be dedicated to agency deployment efforts. These positions are critical to allowing TPWD to continue current financial & related IT support functions while simultaneously implementing/testing the new CAPPS system. Other full-time permanent FTE positions are needed to serve as the Business Objects SME/trainer & as project managers to steer the conversion project, focus on processes, and serve as CAPPS experts post implementation. Data center costs are to centralize legacy data in a new data warehouse environment. Travel amounts would allow staff statewide to attend training on the new system.

FY2021: TPWD requires \$707,249/13 FTEs for CAPPS ongoing maintenance/support costs, including funding for project managers/ other staff who will work on documentation

**4.A. Exceptional Item Request Schedule**  
86th Regular Session, Agency Submission, Version 1  
Automated Budget and Evaluation System of Texas (ABEST)

DATE: **8/27/2018**  
TIME: **1:15:07PM**

Agency code: **802** Agency name:  
**Parks and Wildlife Department**

<b>CODE</b>	<b>DESCRIPTION</b>	<b>Excp 2020</b>	<b>Excp 2021</b>
-------------	--------------------	------------------	------------------

updates, data/reporting analysis, warehousing legacy data, & other needs stemming from the transition to the new system. This includes staff(\$499,697),IT contract labor (\$88,821), ongoing operational costs(\$13,419)& ongoing data center costs(\$105,312).

TPWD requires a total of \$2.69M to implement CAPPs Financials; however \$481,954 has already been addressed in the base. This request is for the remainder of the needs/required FTE.

**EXTERNAL/INTERNAL FACTORS:**

Funding is for a new initiative. A portion of the funds will be used to contract with outside entities to provide IT contract labor.

The 80th Texas Legislature passed House Bill 3106, charging the Comptroller's Office with implementing the Centralized Accounting and Payroll/Personnel System statewide.

Currently TPWD utilizes an Oracle based internal financial system (BIS). The BIS application (v.11i) was implemented in 2011 and currently receives sustained (rather than full) support from Oracle. CAPPs will replace this application with an easy-to-use and easy-to-update system that can be scaled to meet the needs of the agency.

CAPPs Financials implementation will involve substantially more staff and resource demands on TPWD than was experienced with CAPPs-HR/Payroll. This is due to the greater breadth and complexity of TPWD financial systems, revenue sources, and methods of finance. Systems include accounts payable, purchasing, general ledger, federal grants, property and revenue functions. TPWD's multiple revenue streams, which include license, boat, state park revenue and other sources, will require development of customized interfaces. TPWD's method of finance includes GR, GR-D, Federal, Bonds and other sources.

**PCLS TRACKING KEY:**  
PCLS\_86R\_802\_431402

**DESCRIPTION OF IT COMPONENT INCLUDED IN EXCEPTIONAL ITEM:**

This item includes funding for IT staff augmentation, computers and related accessories for new staff, and Data Center services for server, storage and licenses related to centralizing legacy data in a new data warehouse environment.

**IS THIS IT COMPONENT RELATED TO A NEW OR CURRENT PROJECT?**

NEW

**STATUS:**

NA. This is a new project.

**OUTCOMES:**

NA. This is a new project.

**OUTPUTS:**

NA. This is a new project.

**TYPE OF PROJECT**

CAPPs

**4.A. Exceptional Item Request Schedule**  
 86th Regular Session, Agency Submission, Version 1  
 Automated Budget and Evaluation System of Texas (ABEST)

DATE: **8/27/2018**  
 TIME: **1:15:07PM**

Agency code: **802** Agency name:  
**Parks and Wildlife Department**

<b>CODE</b>	<b>DESCRIPTION</b>	<b>Excp 2020</b>	<b>Excp 2021</b>
-------------	--------------------	------------------	------------------

**ALTERNATIVE ANALYSIS**

IT Staff Augmentation: There is currently insufficient IT staff to engage both in implementation of CAPPs and to provide existing, core services. If TPWD does not receive funding for IT augmentation, work would fall on existing staff who would need to re-prioritize other existing duties, and this would result in a drop in core IT services and delays in CAPPs implementation.

New Computers: If funding for new computer needs is not obtained, new staff would either not have computers or would be required to use older/surplused and less efficient computers. This would impede the ability to accomplish work effectively and efficiently. The request for computers could be scaled, but would result in some staff not having newer computers needed to perform work.

Data Center: Server related costs are required to be reflected in the datacenter contract. If this funding is not provided, an exemption would need to be granted to TPWD.

**ESTIMATED IT COST**

<b>2018</b>	<b>2019</b>	<b>2020</b>	<b>2021</b>	<b>2022</b>	<b>2023</b>	<b>2024</b>	<b>Total Over Life of Project</b>
\$0	\$0	\$780,682	\$323,282	\$129,149	\$129,149	\$129,149	\$1,491,411

**SCALABILITY**

<b>2018</b>	<b>2019</b>	<b>2020</b>	<b>2021</b>	<b>2022</b>	<b>2023</b>	<b>2024</b>	<b>Total Over Life of Project</b>
\$0	\$0	\$0	\$0	\$0	\$0	\$0	\$0

**FTE**

<b>2018</b>	<b>2019</b>	<b>2020</b>	<b>2021</b>	<b>2022</b>	<b>2023</b>	<b>2024</b>
0.0	0.0	1.5	2.0	2.0	2.0	2.0

**DESCRIPTION OF ANTICIPATED OUT-YEAR COSTS :**

On-going costs tied to full-time permanent FTEs needed to serve as project managers, provide IT support, to focus on processes & training, and serve as CAPPs and Business Objects subject matter experts post implementation.

**ESTIMATED ANTICIPATED OUT-YEAR COSTS FOR ITEM:**

<b>2022</b>	<b>2023</b>	<b>2024</b>
\$513,746	\$513,746	\$513,746

**4.A. Exceptional Item Request Schedule**  
86th Regular Session, Agency Submission, Version 1  
Automated Budget and Evaluation System of Texas (ABEST)

DATE: **8/27/2018**  
TIME: **1:15:07PM**

---

Agency code: **802** Agency name: **Parks and Wildlife Department**

---

<b>CODE</b>	<b>DESCRIPTION</b>	<b>Excp 2020</b>	<b>Excp 2021</b>
-------------	--------------------	------------------	------------------

---

**APPROXIMATE PERCENTAGE OF EXCEPTIONAL ITEM :** 38.04%

**CONTRACT DESCRIPTION :**

- (1) Type of contract- IT staff augmentation services and data center services.
- (2) Expected duration- varies from 6 months to 1 year for IT staff augmentation and ongoing for data center.
- (3) Anticipated method of procurement- Competitively bid on DIR Contract or award off of existing data center contract.
- (4) There is currently insufficient IT staff to engage both in implementation of CAPPs and to provide existing, core services. If TPWD does not receive funding for IT augmentation, work would fall on existing staff who would need to re-prioritize other existing duties, and this would result in a drop in core IT services and delays in CAPPs implementation. TPWD is required to use data center services.

**4.A. Exceptional Item Request Schedule**  
 86th Regular Session, Agency Submission, Version 1  
 Automated Budget and Evaluation System of Texas (ABEST)

DATE: **8/27/2018**  
 TIME: **1:15:07PM**

Agency code: **802** Agency name:  
**Parks and Wildlife Department**

<u>CODE</u>	<u>DESCRIPTION</u>	<u>Excp 2020</u>	<u>Excp 2021</u>
	<b>Item Name:</b> Address Hurricane Harvey Damages <b>Item Priority:</b> 6 <b>IT Component:</b> No <b>Anticipated Out-year Costs:</b> No <b>Involve Contracts &gt; \$50,000:</b> Yes		
	<b>Includes Funding for the Following Strategy or Strategies:</b> 04-01-01 Implement Capital Improvements and Major Repairs		
<b>OBJECTS OF EXPENSE:</b>			
5000	CAPITAL EXPENDITURES	9,000,000	0
	<b>TOTAL, OBJECT OF EXPENSE</b>	<b>\$9,000,000</b>	<b>\$0</b>
<b>METHOD OF FINANCING:</b>			
1	General Revenue Fund	9,000,000	0
	<b>TOTAL, METHOD OF FINANCING</b>	<b>\$9,000,000</b>	<b>\$0</b>

**DESCRIPTION / JUSTIFICATION:**

Many department facilities suffered extensive damage due to Superstorm Harvey. The extremity and widespread nature of that storm was incredible and the damage to TPWD facilities is estimated to be more than \$22 million.

To address more immediate and urgent repair needs such as regional offices and parks that were forced to close due to storm damage, TPWD redirected a significant portion of existing 2018-19 construction/repair funding towards Harvey related repairs. However, several other critical projects have not yet been addressed. This exceptional item requests \$9.0 million to fund additional projects stemming from Hurricane Harvey impacts, as follows:

--Brazos Bend State Park Levee Repairs -\$2M to repair levee damage caused by the Hurricane. The levee systems within the park provide flood control, wetlands impoundment and habitat for a tremendous diversity of wildlife.

--Buescher State Park CCC Dam Spillway Restoration- \$6M to repair the Civilian Conservation Corps Dam Spillway damaged during the 2017 hurricane event. Significant erosion occurred on the downstream slope of the dam spillway compromising the structural integrity of the dam and presenting significant downstream risk in the event of a breach.

--Battleship Texas Backup Anchoring Equipment-\$1M to add backup anchoring equipment to mitigate the risk of the vessel moving into the Houston Ship Channel in the event of additional catastrophic weather events such as Hurricane Harvey.



**4.A. Exceptional Item Request Schedule**  
86th Regular Session, Agency Submission, Version 1  
Automated Budget and Evaluation System of Texas (ABEST)

DATE: **8/27/2018**  
TIME: **1:15:07PM**

---

Agency code: **802** Agency name: **Parks and Wildlife Department**

---

<b>CODE</b>	<b>DESCRIPTION</b>	<b>Excp 2020</b>	<b>Excp 2021</b>
-------------	--------------------	------------------	------------------

---

**EXTERNAL/INTERNAL FACTORS:**

Many factors beyond TPWD's control can influence the agency's capital repair and construction program. Increases in the cost of construction materials can limit the size and scope of projects undertaken with set funding levels. In addition, catastrophic weather, natural disasters, permit requirements, and unanticipated study requirements (archeological/historical) can result in project delays and/or necessitate reprioritization of projects to address emergency needs.

**PCLS TRACKING KEY:**

---

**APPROXIMATE PERCENTAGE OF EXCEPTIONAL ITEM :** 100.00%

**CONTRACT DESCRIPTION :**

- (1) This exceptional item would fund Hurricane Harvey related construction & repair needs at specific locations.
- (2) Contract types would include professional services, testing, and construction contracts.
- (3) Expected duration will vary depending on the nature and scope of each project; however, capital projects average five years for completion of design and construction.
- (4) Anticipated methods of procurement include Request for Qualifications for professional services, and Invitations for Bid (IFB), and Request for Proposals or Competitive Sealed Proposals for construction.
- (5) Professional services, including architectural and engineering services, are often required for these projects; however, due to the sheer volume and a limited number of staff to coordinate between disciplines, these projects are not typically performed in-house.

**4.A. Exceptional Item Request Schedule**  
 86th Regular Session, Agency Submission, Version 1  
 Automated Budget and Evaluation System of Texas (ABEST)

DATE: **8/27/2018**  
 TIME: **1:15:07PM**

Agency code: **802** Agency name: **Parks and Wildlife Department**

<b>CODE</b>	<b>DESCRIPTION</b>	<b>Excp 2020</b>	<b>Excp 2021</b>
	<b>Item Name:</b> Provide Local Park Grant Funding <b>Item Priority:</b> 7 <b>IT Component:</b> No <b>Anticipated Out-year Costs:</b> Yes <b>Involve Contracts &gt; \$50,000:</b> No <b>Includes Funding for the Following Strategy or Strategies:</b> 02-02-01 Provide Local Park Grants 02-02-02 Provide Boating Access, Trails and Other Grants		
<b>OBJECTS OF EXPENSE:</b>			
4000	GRANTS	2,500,000	2,500,000
	<b>TOTAL, OBJECT OF EXPENSE</b>	<b>2,500,000</b>	<b>2,500,000</b>
<b>METHOD OF FINANCING:</b>			
401	Sporting Good Tax-Local	2,500,000	2,500,000
	<b>TOTAL, METHOD OF FINANCING</b>	<b>2,500,000</b>	<b>2,500,000</b>

**DESCRIPTION / JUSTIFICATION:**

TPWD's Local Park grant programs provide matching grants to local governments and other qualified entities to acquire and renovate parkland, renovate existing public recreation centers, construct recreation centers/other facilities, create large recreation areas and regional systems of parks, and to develop/beautify parkland. Funds for these programs are also used in outreach programs to build relationships with non-traditional constituencies who have been underrepresented in Texas Parks & Wildlife Department activities and programs. Texas Parks and Wildlife Department acts as a technical and funding partner in hundreds of communities across the state through its grant, assistance, education, and outreach programs. From the largest metroplex to the smallest rural community these grant programs help to build new parks, conserve natural resources, preserve historical sites, provide access to water bodies, develop educational programs for youth, and much more.

This exceptional item would provide \$5.0 million for the 2020-21 biennium to fund the Local Parks Grant program at 100% of 2018-19 levels, to be provided as competitive grants.

This item would continue an existing program that was created by the 66th Legislature in 1979, Parks and Wildlife Code, Chapter 24, "State Assistance for Local Parks."

The funds requested in this exceptional item will not be used to contract with an outside entity.

**EXTERNAL/INTERNAL FACTORS:**

Local parks provide valuable outdoor recreational and educational opportunities for communities and have been found to contribute to the physical, social and mental well-being of residents, as well as positive economic impacts to communities.

**4.A. Exceptional Item Request Schedule**  
 86th Regular Session, Agency Submission, Version 1  
 Automated Budget and Evaluation System of Texas (ABEST)

DATE: **8/27/2018**  
 TIME: **1:15:07PM**

Agency code: **802** Agency name:  
**Parks and Wildlife Department**

<b>CODE</b>	<b>DESCRIPTION</b>	<b>Excp 2020</b>	<b>Excp 2021</b>
-------------	--------------------	------------------	------------------

Provision of 50% state matching grants has strong public support and is an effective method to leverage state funding to obtain these positive outcomes . A survey conducted by TPWD found that 88% of respondents agreed that local governments have a responsibility to provide outdoor recreational lands/facilities and 86% support use of state funds to finance parks and recreation programs.

Since 1994, Texas Parks and Wildlife Local Park Grant programs have invested matching funds for more than one thousand projects throughout the state . This investment has provided for the acquisition and development of local park and recreation sites, and provided resources to supplement local conservation programs that introduce children and families to the outdoors. These grants have been funded from the Sporting Goods Sales Tax , reinvesting sales taxes paid by Texas citizens in close-to-home recreation opportunities.

**PCLS TRACKING KEY:**

**DESCRIPTION OF ANTICIPATED OUT-YEAR COSTS :**

Costs reflect continuation of grant funding.

**ESTIMATED ANTICIPATED OUT-YEAR COSTS FOR ITEM:**

	<b>2022</b>	<b>2023</b>	<b>2024</b>
	\$2,500,000	\$2,500,000	\$2,500,000

**4.A. Exceptional Item Request Schedule**  
 86th Regular Session, Agency Submission, Version 1  
 Automated Budget and Evaluation System of Texas (ABEST)

DATE: **8/27/2018**  
 TIME: **1:15:07PM**

Agency code: **802** Agency name:  
**Parks and Wildlife Department**

<u>CODE</u>	<u>DESCRIPTION</u>	<u>Excp 2020</u>	<u>Excp 2021</u>
	<b>Item Name:</b> Dry-Berth Battleship Texas <b>Item Priority:</b> 8 <b>IT Component:</b> No <b>Anticipated Out-year Costs:</b> No <b>Involve Contracts &gt; \$50,000:</b> Yes		
	<b>Includes Funding for the Following Strategy or Strategies:</b> 04-01-01 Implement Capital Improvements and Major Repairs		
<b>OBJECTS OF EXPENSE:</b>			
5000	CAPITAL EXPENDITURES	100,000,000	0
	<b>TOTAL, OBJECT OF EXPENSE</b>	<b>\$100,000,000</b>	<b>\$0</b>
<b>METHOD OF FINANCING:</b>			
1	General Revenue Fund	100,000,000	0
	<b>TOTAL, METHOD OF FINANCING</b>	<b>\$100,000,000</b>	<b>\$0</b>

**DESCRIPTION / JUSTIFICATION:**

This exceptional item request would provide \$100M over the biennium to dry-berth the Battleship Texas in place in the Houston Ship Channel. This would include permitting, design, construction, inspection, and testing.

The State of Texas has been the caretaker of the Battleship U.S.S. Texas (BB-35) since she was decommissioned by the U.S. Navy in 1948. Now docked along the Houston Ship Channel at the San Jacinto Battleground, she serves as a memorial and permanent battleship museum and is named both a National Historic Landmark and a National Mechanical Engineering Landmark. Currently, more than 150,000 people visit the Battleship Texas each year. However, preserving and keeping a naval vessel afloat is a very large undertaking and requires a strong financial and maintenance plan.

Over the last 70 years, the Battleship Texas has been subject to continuous environmental and physical threats while resting in the shallow, corrosive waters of the Houston Ship Channel. Today, her frame and exterior armor are in serious decay due to age and corrosion and the ship is experiencing an exponential increase in leaks. Repairs cannot be made to her exterior hull without being placed in a dry-berth or dry dock. Removal from the current environment is the most effective means to mitigate this corrosion and degradation.

The requested funds would be used to contract with outside entity(ies) for planning/construction of the dry-berth.

**EXTERNAL/INTERNAL FACTORS:**

Past funding from the Legislature has allowed for critical hull and keel repairs, as well as other repairs necessary for continued internal stabilization of the ship which have been essential for the ship's survival and a precursor to dry-berth.

**4.A. Exceptional Item Request Schedule**  
86th Regular Session, Agency Submission, Version 1  
Automated Budget and Evaluation System of Texas (ABEST)

DATE: **8/27/2018**  
TIME: **1:15:07PM**

---

Agency code: **802** Agency name: **Parks and Wildlife Department**

---

<b>CODE</b>	<b>DESCRIPTION</b>	<b>Excp 2020</b>	<b>Excp 2021</b>
-------------	--------------------	------------------	------------------

---

The amount of water intrusion to the Battleship's hull has become significant in recent years, requiring continuous pumping of flood water averaging hundreds of thousands of gallons per day.

As ongoing costs to maintain the ship continue to mount, it has become clear that the state must begin to make some challenging decisions regarding the future of the battleship. TPWD, oversight offices, and the Legislature must consider whether to continue down the path of preservation, which would involve placing the ship into a dry berth, or to scrap the ship and preserve key artifacts. Both paths forward are expensive and have risk, but leaving the ship in her current state does not appear to be sustainable for the vessel or the state.

**PCLS TRACKING KEY:**

---

**APPROXIMATE PERCENTAGE OF EXCEPTIONAL ITEM :** 100.00%

**CONTRACT DESCRIPTION :**

- (1) This exceptional item would involve a contract to provide a dry-berth for the Battleship Texas adjacent to her current location in the Houston Ship Channel.
- (2) Contract type would be a design/build contract. This contract would single source the responsibility for consulting, permitting, design, engineering, estimation, assessment, construction, and sub-contracting.
- (3) The design/build contract would be awarded in FY2020/2021 and would likely be open for up to 7 years or more. It is estimated that the permitting process will take 1 to 2 years, design will take 1 to 2 years, and construction will take up to 2 to 3 years. Note, if there is no UB authority on this funding and TPWD had to obligate all funds within the biennium, TPWD would need to find funds for any unforeseen change orders and overhead management costs for the future biennia in which the project was still underway.
- (4) The design/build contract procurement method would be a two-phased open and competitive process which includes a request for qualifications and a request for proposals.
- (5) This is a large, complex, and unique project. TPWD does not have the required expertise to perform this in-house.

This page is intentionally blank.

**4.B. Exceptional Items Strategy Allocation Schedule**  
 86th Regular Session, Agency Submission, Version 1  
 Automated Budget and Evaluation System of Texas (ABEST)

DATE: **8/27/2018**  
 TIME: **1:15:08PM**

Agency code: **802** Agency name: **Parks and Wildlife Department**

Code	Description	Excp 2020	Excp 2021
<b>Item Name:</b> Address Increased Park Visitation, Usage and Related Cost Increases			
<b>Allocation to Strategy:</b> 2-1-1 State Parks, Historic Sites and State Natural Area Operations			
<b>EFFICIENCY MEASURES:</b>			
<u>1</u>	Percent of Operating Costs for State Parks Recovered from Revenues	51.67%	51.81%
<b>OBJECTS OF EXPENSE:</b>			
1001	SALARIES AND WAGES	1,847,706	2,076,959
1002	OTHER PERSONNEL COSTS	9,238	10,384
2001	PROFESSIONAL FEES AND SERVICES	17,222	17,222
2002	FUELS AND LUBRICANTS	206,679	219,547
2003	CONSUMABLE SUPPLIES	103,924	106,038
2004	UTILITIES	269,066	277,362
2005	TRAVEL	252,827	240,285
2006	RENT - BUILDING	14,386	0
2007	RENT - MACHINE AND OTHER	19,507	21,067
2009	OTHER OPERATING EXPENSE	2,157,303	1,847,544
5000	CAPITAL EXPENDITURES	2,125,166	1,941,453
<b>TOTAL, OBJECT OF EXPENSE</b>		<b>\$7,023,024</b>	<b>\$6,757,861</b>
<b>METHOD OF FINANCING:</b>			
64	State Parks Acct	125,000	250,000
400	Sporting Good Tax-State	6,898,024	6,507,861
<b>TOTAL, METHOD OF FINANCING</b>		<b>\$7,023,024</b>	<b>\$6,757,861</b>
<b>FULL-TIME EQUIVALENT POSITIONS (FTE):</b>		44.0	50.4

**4.B. Exceptional Items Strategy Allocation Schedule**  
 86th Regular Session, Agency Submission, Version 1  
 Automated Budget and Evaluation System of Texas (ABEST)

DATE: **8/27/2018**  
 TIME: **1:15:08PM**

Agency code: **802** Agency name: **Parks and Wildlife Department**

Code	Description	Excp 2020	Excp 2021
<b>Item Name:</b> Address Increased Park Visitation, Usage and Related Cost Increases			
<b>Allocation to Strategy:</b> 2-1-2 Parks Minor Repair Program			
<b>OUTPUT MEASURES:</b>			
<u>1</u>	Number of Funded State Park Minor Repair Projects Completed	9.00	20.00
<u>2</u>	Number of Minor Repair Projects Managed	18.00	27.00
<b>OBJECTS OF EXPENSE:</b>			
2009	OTHER OPERATING EXPENSE	400,000	400,000
<b>TOTAL, OBJECT OF EXPENSE</b>		<b>\$400,000</b>	<b>\$400,000</b>
<b>METHOD OF FINANCING:</b>			
400	Sporting Good Tax-State	400,000	400,000
<b>TOTAL, METHOD OF FINANCING</b>		<b>\$400,000</b>	<b>\$400,000</b>
<b>FULL-TIME EQUIVALENT POSITIONS (FTE):</b>		0.0	0.0



**4.B. Exceptional Items Strategy Allocation Schedule**  
 86th Regular Session, Agency Submission, Version 1  
 Automated Budget and Evaluation System of Texas (ABEST)

DATE: **8/27/2018**  
 TIME: **1:15:08PM**

Agency code: **802** Agency name: **Parks and Wildlife Department**

Code	Description	Excp 2020	Excp 2021
<b>Item Name:</b> Address Increased Park Visitation, Usage and Related Cost Increases			
<b>Allocation to Strategy:</b> 2-1-3 Parks Support			
<b>OBJECTS OF EXPENSE:</b>			
1001	SALARIES AND WAGES	190,785	190,785
1002	OTHER PERSONNEL COSTS	954	954
2002	FUELS AND LUBRICANTS	7,275	7,275
2003	CONSUMABLE SUPPLIES	600	600
2004	UTILITIES	1,930	1,930
2005	TRAVEL	13,069	13,069
2009	OTHER OPERATING EXPENSE	149,852	153,082
<b>TOTAL, OBJECT OF EXPENSE</b>		<b>\$364,465</b>	<b>\$367,695</b>
<b>METHOD OF FINANCING:</b>			
400	Sporting Good Tax-State	364,465	367,695
<b>TOTAL, METHOD OF FINANCING</b>		<b>\$364,465</b>	<b>\$367,695</b>
<b>FULL-TIME EQUIVALENT POSITIONS (FTE):</b>		2.0	2.0

**4.B. Exceptional Items Strategy Allocation Schedule**  
 86th Regular Session, Agency Submission, Version 1  
 Automated Budget and Evaluation System of Texas (ABEST)

DATE: **8/27/2018**  
 TIME: **1:15:08PM**

Agency code: **802** Agency name: **Parks and Wildlife Department**

Code	Description	Excp 2020	Excp 2021
<b>Item Name:</b> Address Increased Park Visitation, Usage and Related Cost Increases			
<b>Allocation to Strategy:</b> 5-1-2 Information Resources			
<b>OBJECTS OF EXPENSE:</b>			
5000	CAPITAL EXPENDITURES	48,902	4,900
<b>TOTAL, OBJECT OF EXPENSE</b>		<b>\$48,902</b>	<b>\$4,900</b>
<b>METHOD OF FINANCING:</b>			
400	Sporting Good Tax-State	48,902	4,900
<b>TOTAL, METHOD OF FINANCING</b>		<b>\$48,902</b>	<b>\$4,900</b>
<b>FULL-TIME EQUIVALENT POSITIONS (FTE):</b>		0.0	0.0

**4.B. Exceptional Items Strategy Allocation Schedule**  
 86th Regular Session, Agency Submission, Version 1  
 Automated Budget and Evaluation System of Texas (ABEST)

DATE: **8/27/2018**  
 TIME: **1:15:08PM**

Agency code: **802** Agency name: **Parks and Wildlife Department**

Code	Description	Excp 2020	Excp 2021
<b>Item Name:</b> Development of Palo Pinto Mountains State Park			
<b>Allocation to Strategy:</b> 4-1-1 Implement Capital Improvements and Major Repairs			
<b>OBJECTS OF EXPENSE:</b>			
5000	CAPITAL EXPENDITURES	12,500,000	0
<b>TOTAL, OBJECT OF EXPENSE</b>		<b>\$12,500,000</b>	<b>\$0</b>
<b>METHOD OF FINANCING:</b>			
64	State Parks Acct	12,500,000	0
<b>TOTAL, METHOD OF FINANCING</b>		<b>\$12,500,000</b>	<b>\$0</b>
<b>FULL-TIME EQUIVALENT POSITIONS (FTE):</b>		0.0	0.0

**4.B. Exceptional Items Strategy Allocation Schedule**  
 86th Regular Session, Agency Submission, Version 1  
 Automated Budget and Evaluation System of Texas (ABEST)

DATE: **8/27/2018**  
 TIME: **1:15:08PM**

Agency code: **802** Agency name: **Parks and Wildlife Department**

Code	Description	Excp 2020	Excp 2021
<b>Item Name:</b>		Fund Critical Deferred Maintenance, Capital Construction and Repair Needs	
<b>Allocation to Strategy:</b>		4-1-1	Implement Capital Improvements and Major Repairs
<b>OUTPUT MEASURES:</b>			
<u>1</u>	Number of Major Repair/Construction Projects Completed	0.00	2.00
<u>2</u>	Number of Major Repair/Construction Projects Managed	25.00	25.00
<b>OBJECTS OF EXPENSE:</b>			
5000	CAPITAL EXPENDITURES	24,674,679	15,905,804
<b>TOTAL, OBJECT OF EXPENSE</b>		<b>\$24,674,679</b>	<b>\$15,905,804</b>
<b>METHOD OF FINANCING:</b>			
9	Game,Fish,Water Safety Ac	7,700,000	0
64	State Parks Acct	4,425,000	2,500,000
403	Capital Account	7,326,296	7,182,421
8016	URMFT	5,223,383	6,223,383
<b>TOTAL, METHOD OF FINANCING</b>		<b>\$24,674,679</b>	<b>\$15,905,804</b>
<b>FULL-TIME EQUIVALENT POSITIONS (FTE):</b>		0.0	0.0

**4.B. Exceptional Items Strategy Allocation Schedule**  
 86th Regular Session, Agency Submission, Version 1  
 Automated Budget and Evaluation System of Texas (ABEST)

DATE: **8/27/2018**  
 TIME: **1:15:08PM**

Agency code: **802** Agency name: **Parks and Wildlife Department**

Code	Description	Excp 2020	Excp 2021
<b>Item Name:</b> Provide Law Enforcement Training, Equipment & Aircraft			
<b>Allocation to Strategy:</b> 3-1-1 Wildlife, Fisheries and Water Safety Enforcement			
<b>OBJECTS OF EXPENSE:</b>			
2009	OTHER OPERATING EXPENSE	1,144,063	1,144,062
5000	CAPITAL EXPENDITURES	13,355,937	355,938
<b>TOTAL, OBJECT OF EXPENSE</b>		<b>\$14,500,000</b>	<b>\$1,500,000</b>
<b>METHOD OF FINANCING:</b>			
1	General Revenue Fund	12,000,000	0
8016	URMFT	2,500,000	1,500,000
<b>TOTAL, METHOD OF FINANCING</b>		<b>\$14,500,000</b>	<b>\$1,500,000</b>
<b>FULL-TIME EQUIVALENT POSITIONS (FTE):</b>		0.0	0.0

**4.B. Exceptional Items Strategy Allocation Schedule**  
 86th Regular Session, Agency Submission, Version 1  
 Automated Budget and Evaluation System of Texas (ABEST)

DATE: **8/27/2018**  
 TIME: **1:15:08PM**

Agency code: **802** Agency name: **Parks and Wildlife Department**

Code	Description	Excp 2020	Excp 2021
<b>Item Name:</b> Implement CAPPs Financials			
<b>Allocation to Strategy:</b> 5-1-1 Central Administration			
<b>OBJECTS OF EXPENSE:</b>			
1001	SALARIES AND WAGES	366,863	366,863
1002	OTHER PERSONNEL COSTS	3,039	3,039
2004	UTILITIES	3,850	0
2005	TRAVEL	274,400	0
2009	OTHER OPERATING EXPENSE	87,115	12,128
<b>TOTAL, OBJECT OF EXPENSE</b>		<b>\$735,267</b>	<b>\$382,030</b>
<b>METHOD OF FINANCING:</b>			
1 General Revenue Fund		735,267	382,030
<b>TOTAL, METHOD OF FINANCING</b>		<b>\$735,267</b>	<b>\$382,030</b>
<b>FULL-TIME EQUIVALENT POSITIONS (FTE):</b>		11.0	11.0

**4.B. Exceptional Items Strategy Allocation Schedule**  
 86th Regular Session, Agency Submission, Version 1  
 Automated Budget and Evaluation System of Texas (ABEST)

DATE: **8/27/2018**  
 TIME: **1:15:08PM**

Agency code: **802** Agency name: **Parks and Wildlife Department**

Code	Description	Excp 2020	Excp 2021
<b>Item Name:</b> Implement CAPPs Financials			
<b>Allocation to Strategy:</b> 5-1-2 Information Resources			
<b>OBJECTS OF EXPENSE:</b>			
1001	SALARIES AND WAGES	96,862	129,149
1002	OTHER PERSONNEL COSTS	484	646
2009	OTHER OPERATING EXPENSE	656,158	195,424
5000	CAPITAL EXPENDITURES	16,344	0
<b>TOTAL, OBJECT OF EXPENSE</b>		<b>\$769,848</b>	<b>\$325,219</b>
<b>METHOD OF FINANCING:</b>			
1	General Revenue Fund	769,848	325,219
<b>TOTAL, METHOD OF FINANCING</b>		<b>\$769,848</b>	<b>\$325,219</b>
<b>FULL-TIME EQUIVALENT POSITIONS (FTE):</b>		1.5	2.0

**4.B. Exceptional Items Strategy Allocation Schedule**  
 86th Regular Session, Agency Submission, Version 1  
 Automated Budget and Evaluation System of Texas (ABEST)

DATE: **8/27/2018**  
 TIME: **1:15:08PM**

Agency code: **802** Agency name: **Parks and Wildlife Department**

Code	Description	Excp 2020	Excp 2021
<b>Item Name:</b> Address Hurricane Harvey Damages			
<b>Allocation to Strategy:</b> 4-1-1 Implement Capital Improvements and Major Repairs			
<b>OUTPUT MEASURES:</b>			
<u>2</u>	Number of Major Repair/Construction Projects Managed	1.00	1.00
<b>OBJECTS OF EXPENSE:</b>			
5000	CAPITAL EXPENDITURES	9,000,000	0
<b>TOTAL, OBJECT OF EXPENSE</b>		<b>\$9,000,000</b>	<b>\$0</b>
<b>METHOD OF FINANCING:</b>			
1	General Revenue Fund	9,000,000	0
<b>TOTAL, METHOD OF FINANCING</b>		<b>\$9,000,000</b>	<b>\$0</b>
<b>FULL-TIME EQUIVALENT POSITIONS (FTE):</b>		0.0	0.0



**4.B. Exceptional Items Strategy Allocation Schedule**  
 86th Regular Session, Agency Submission, Version 1  
 Automated Budget and Evaluation System of Texas (ABEST)

DATE: **8/27/2018**  
 TIME: **1:15:08PM**

Agency code: **802** Agency name: **Parks and Wildlife Department**

Code	Description	Excp 2020	Excp 2021
<b>Item Name:</b> Provide Local Park Grant Funding			
<b>Allocation to Strategy:</b> 2-2-1 Provide Local Park Grants			
<b>STRATEGY IMPACT ON OUTCOME MEASURES:</b>			
<u>1</u>	Local Grant Dollars Awarded as % of Local Grant Dollars Requested	51.00%	51.00%
<b>EFFICIENCY MEASURES:</b>			
<u>1</u>	Program Costs as a Percent of Total Grant Dollars Awarded	5.21%	5.21%
<b>OBJECTS OF EXPENSE:</b>			
4000	GRANTS	2,219,351	2,219,351
<b>TOTAL, OBJECT OF EXPENSE</b>		<b>\$2,219,351</b>	<b>\$2,219,351</b>
<b>METHOD OF FINANCING:</b>			
401	Sporting Good Tax-Local	2,219,351	2,219,351
<b>TOTAL, METHOD OF FINANCING</b>		<b>\$2,219,351</b>	<b>\$2,219,351</b>
<b>FULL-TIME EQUIVALENT POSITIONS (FTE):</b>		0.0	0.0

**4.B. Exceptional Items Strategy Allocation Schedule**  
 86th Regular Session, Agency Submission, Version 1  
 Automated Budget and Evaluation System of Texas (ABEST)

DATE: **8/27/2018**  
 TIME: **1:15:08PM**

Agency code: **802** Agency name: **Parks and Wildlife Department**

Code	Description	Excp 2020	Excp 2021
<b>Item Name:</b>	Provide Local Park Grant Funding		
<b>Allocation to Strategy:</b>	2-2-2 Provide Boating Access, Trails and Other Grants		
<b>OUTPUT MEASURES:</b>			
<u>1</u>	Number of Community Outdoor Outreach Grants Awarded	7.00	7.00
<b>OBJECTS OF EXPENSE:</b>			
4000	GRANTS	280,649	280,649
<b>TOTAL, OBJECT OF EXPENSE</b>		<b>\$280,649</b>	<b>\$280,649</b>
<b>METHOD OF FINANCING:</b>			
401	Sporting Good Tax-Local	280,649	280,649
<b>TOTAL, METHOD OF FINANCING</b>		<b>\$280,649</b>	<b>\$280,649</b>
<b>FULL-TIME EQUIVALENT POSITIONS (FTE):</b>		0.0	0.0

**4.B. Exceptional Items Strategy Allocation Schedule**  
 86th Regular Session, Agency Submission, Version 1  
 Automated Budget and Evaluation System of Texas (ABEST)

DATE: **8/27/2018**  
 TIME: **1:15:08PM**

Agency code: **802** Agency name: **Parks and Wildlife Department**

Code	Description	Excp 2020	Excp 2021
<b>Item Name:</b> Dry-Berth Battleship Texas			
<b>Allocation to Strategy:</b> 4-1-1 Implement Capital Improvements and Major Repairs			
<b>OUTPUT MEASURES:</b>			
<u>2</u>	Number of Major Repair/Construction Projects Managed	1.00	1.00
<b>OBJECTS OF EXPENSE:</b>			
5000	CAPITAL EXPENDITURES	100,000,000	0
<b>TOTAL, OBJECT OF EXPENSE</b>		<b>\$100,000,000</b>	<b>\$0</b>
<b>METHOD OF FINANCING:</b>			
1	General Revenue Fund	100,000,000	0
<b>TOTAL, METHOD OF FINANCING</b>		<b>\$100,000,000</b>	<b>\$0</b>
<b>FULL-TIME EQUIVALENT POSITIONS (FTE):</b>		0.0	0.0

This page is intentionally blank.

**4.C. Exceptional Items Strategy Request**  
 86th Regular Session, Agency Submission, Version 1  
 Automated Budget and Evaluation System of Texas (ABEST)

**DATE:** 8/27/2018  
**TIME:** 1:15:08PM

Agency Code: **802** Agency name: **Parks and Wildlife Department**

GOAL: 2 Access to State and Local Parks

OBJECTIVE: 1 Ensure Sites Are Open and Safe Service Categories:

STRATEGY: 1 State Parks, Historic Sites and State Natural Area Operations Service: 37 Income: A.2 Age: B.3

CODE DESCRIPTION	Excp 2020	Excp 2021
------------------	-----------	-----------

**EFFICIENCY MEASURES:**

<u>1</u> Percent of Operating Costs for State Parks Recovered from Revenues	51.67 %	51.81 %
---	---------	---------

**OBJECTS OF EXPENSE:**

1001 SALARIES AND WAGES	1,847,706	2,076,959
1002 OTHER PERSONNEL COSTS	9,238	10,384
2001 PROFESSIONAL FEES AND SERVICES	17,222	17,222
2002 FUELS AND LUBRICANTS	206,679	219,547
2003 CONSUMABLE SUPPLIES	103,924	106,038
2004 UTILITIES	269,066	277,362
2005 TRAVEL	252,827	240,285
2006 RENT - BUILDING	14,386	0
2007 RENT - MACHINE AND OTHER	19,507	21,067
2009 OTHER OPERATING EXPENSE	2,157,303	1,847,544
5000 CAPITAL EXPENDITURES	2,125,166	1,941,453
<b>Total, Objects of Expense</b>	<b>\$7,023,024</b>	<b>\$6,757,861</b>

**METHOD OF FINANCING:**

64 State Parks Acct	125,000	250,000
400 Sporting Good Tax-State	6,898,024	6,507,861
<b>Total, Method of Finance</b>	<b>\$7,023,024</b>	<b>\$6,757,861</b>

<b>FULL-TIME EQUIVALENT POSITIONS (FTE):</b>	44.0	50.4
--	------	------

**EXCEPTIONAL ITEM(S) INCLUDED IN STRATEGY:**

Address Increased Park Visitation, Usage and Related Cost Increases

**4.C. Exceptional Items Strategy Request**  
 86th Regular Session, Agency Submission, Version 1  
 Automated Budget and Evaluation System of Texas (ABEST)

**DATE: 8/27/2018**  
**TIME: 1:15:08PM**

Agency Code: **802** Agency name: **Parks and Wildlife Department**

GOAL: 2 Access to State and Local Parks  
 OBJECTIVE: 1 Ensure Sites Are Open and Safe  
 STRATEGY: 2 Parks Minor Repair Program

Service Categories:  
 Service: 37 Income: A.2 Age: B.3

<b>CODE DESCRIPTION</b>	<b>Excp 2020</b>	<b>Excp 2021</b>
-------------------------	------------------	------------------

**OUTPUT MEASURES:**

<u>1</u> Number of Funded State Park Minor Repair Projects Completed	9.00	20.00
<u>2</u> Number of Minor Repair Projects Managed	18.00	27.00

**OBJECTS OF EXPENSE:**

2009 OTHER OPERATING EXPENSE	400,000	400,000
<b>Total, Objects of Expense</b>	<b>\$400,000</b>	<b>\$400,000</b>

**METHOD OF FINANCING:**

400 Sporting Good Tax-State	400,000	400,000
<b>Total, Method of Finance</b>	<b>\$400,000</b>	<b>\$400,000</b>

**EXCEPTIONAL ITEM(S) INCLUDED IN STRATEGY:**

Address Increased Park Visitation, Usage and Related Cost Increases

**4.C. Exceptional Items Strategy Request**  
 86th Regular Session, Agency Submission, Version 1  
 Automated Budget and Evaluation System of Texas (ABEST)

**DATE:** 8/27/2018  
**TIME:** 1:15:08PM

Agency Code: **802** Agency name: **Parks and Wildlife Department**

GOAL: 2 Access to State and Local Parks  
 OBJECTIVE: 1 Ensure Sites Are Open and Safe  
 STRATEGY: 3 Parks Support

Service Categories:  
 Service: 37 Income: A.2 Age: B.3

<b>CODE DESCRIPTION</b>	<b>Excp 2020</b>	<b>Excp 2021</b>
-------------------------	------------------	------------------

**OBJECTS OF EXPENSE:**

1001 SALARIES AND WAGES	190,785	190,785
1002 OTHER PERSONNEL COSTS	954	954
2002 FUELS AND LUBRICANTS	7,275	7,275
2003 CONSUMABLE SUPPLIES	600	600
2004 UTILITIES	1,930	1,930
2005 TRAVEL	13,069	13,069
2009 OTHER OPERATING EXPENSE	149,852	153,082
<b>Total, Objects of Expense</b>	<b>\$364,465</b>	<b>\$367,695</b>

**METHOD OF FINANCING:**

400 Sporting Good Tax-State	364,465	367,695
<b>Total, Method of Finance</b>	<b>\$364,465</b>	<b>\$367,695</b>

**FULL-TIME EQUIVALENT POSITIONS (FTE):** 2.0 2.0

**EXCEPTIONAL ITEM(S) INCLUDED IN STRATEGY:**

Address Increased Park Visitation, Usage and Related Cost Increases

**4.C. Exceptional Items Strategy Request**  
 86th Regular Session, Agency Submission, Version 1  
 Automated Budget and Evaluation System of Texas (ABEST)

**DATE: 8/27/2018**  
**TIME: 1:15:08PM**

Agency Code: **802** Agency name: **Parks and Wildlife Department**

GOAL: 2 Access to State and Local Parks

OBJECTIVE: 2 Provide funding and support for local parks

STRATEGY: 1 Provide Local Park Grants

Service Categories:

Service: 37 Income: A.2 Age: B.3

<b>CODE DESCRIPTION</b>	<b>Excp 2020</b>	<b>Excp 2021</b>
-------------------------	------------------	------------------

**STRATEGY IMPACT ON OUTCOME MEASURES:**

<u>1</u> Local Grant Dollars Awarded as % of Local Grant Dollars Requested	51.00 %	51.00 %
--	---------	---------

**EFFICIENCY MEASURES:**

<u>1</u> Program Costs as a Percent of Total Grant Dollars Awarded	5.21 %	5.21 %
--	--------	--------

**OBJECTS OF EXPENSE:**

4000 GRANTS	2,219,351	2,219,351
<b>Total, Objects of Expense</b>	<b>\$2,219,351</b>	<b>\$2,219,351</b>

**METHOD OF FINANCING:**

401 Sporting Good Tax-Local	2,219,351	2,219,351
<b>Total, Method of Finance</b>	<b>\$2,219,351</b>	<b>\$2,219,351</b>

**EXCEPTIONAL ITEM(S) INCLUDED IN STRATEGY:**

Provide Local Park Grant Funding



**4.C. Exceptional Items Strategy Request**  
 86th Regular Session, Agency Submission, Version 1  
 Automated Budget and Evaluation System of Texas (ABEST)

**DATE:** 8/27/2018  
**TIME:** 1:15:08PM

Agency Code: **802** Agency name: **Parks and Wildlife Department**

GOAL: 2 Access to State and Local Parks

OBJECTIVE: 2 Provide funding and support for local parks

STRATEGY: 2 Provide Boating Access, Trails and Other Grants

Service Categories:

Service: 37 Income: A.2 Age: B.3

<b>CODE</b>	<b>DESCRIPTION</b>	<b>Excp 2020</b>	<b>Excp 2021</b>
-------------	--------------------	------------------	------------------

**OUTPUT MEASURES:**

<u>1</u> Number of Community Outdoor Outreach Grants Awarded	7.00	7.00
--	------	------

**OBJECTS OF EXPENSE:**

4000 GRANTS	280,649	280,649
<b>Total, Objects of Expense</b>	<b>\$280,649</b>	<b>\$280,649</b>

**METHOD OF FINANCING:**

401 Sporting Good Tax-Local	280,649	280,649
<b>Total, Method of Finance</b>	<b>\$280,649</b>	<b>\$280,649</b>

**EXCEPTIONAL ITEM(S) INCLUDED IN STRATEGY:**

Provide Local Park Grant Funding

**4.C. Exceptional Items Strategy Request**  
 86th Regular Session, Agency Submission, Version 1  
 Automated Budget and Evaluation System of Texas (ABEST)

**DATE:** 8/27/2018  
**TIME:** 1:15:08PM

---

Agency Code: **802** Agency name: **Parks and Wildlife Department**

GOAL: 3 Increase Awareness, Participation, Revenue, and Compliance

OBJECTIVE: 1 Ensure Public Compliance with Agency Rules and Regulations Service Categories:

STRATEGY: 1 Wildlife, Fisheries and Water Safety Enforcement Service: 37 Income: A.2 Age: B.3

---

<b>CODE DESCRIPTION</b>	<b>Excp 2020</b>	<b>Excp 2021</b>
-------------------------	------------------	------------------

---

**OBJECTS OF EXPENSE:**

2009 OTHER OPERATING EXPENSE	1,144,063	1,144,062
5000 CAPITAL EXPENDITURES	13,355,937	355,938
<b>Total, Objects of Expense</b>	<b>\$14,500,000</b>	<b>\$1,500,000</b>

**METHOD OF FINANCING:**

1 General Revenue Fund	12,000,000	0
8016 URMFT	2,500,000	1,500,000
<b>Total, Method of Finance</b>	<b>\$14,500,000</b>	<b>\$1,500,000</b>

**EXCEPTIONAL ITEM(S) INCLUDED IN STRATEGY:**

Provide Law Enforcement Training, Equipment & Aircraft

**4.C. Exceptional Items Strategy Request**  
 86th Regular Session, Agency Submission, Version 1  
 Automated Budget and Evaluation System of Texas (ABEST)

**DATE:** 8/27/2018  
**TIME:** 1:15:08PM

Agency Code: **802** Agency name: **Parks and Wildlife Department**

GOAL: 4 Manage Capital Programs

OBJECTIVE: 1 Ensures Projects are Completed on Time

STRATEGY: 1 Implement Capital Improvements and Major Repairs

Service Categories:

Service: 10 Income: A.2 Age: B.3

<b>CODE DESCRIPTION</b>	<b>Excp 2020</b>	<b>Excp 2021</b>
-------------------------	------------------	------------------

**OUTPUT MEASURES:**

<u>1</u> Number of Major Repair/Construction Projects Completed	0.00	2.00
<u>2</u> Number of Major Repair/Construction Projects Managed	27.00	27.00

**OBJECTS OF EXPENSE:**

5000 CAPITAL EXPENDITURES	146,174,679	15,905,804
<b>Total, Objects of Expense</b>	<b>\$146,174,679</b>	<b>\$15,905,804</b>

**METHOD OF FINANCING:**

1 General Revenue Fund	109,000,000	0
9 Game,Fish,Water Safety Ac	7,700,000	0
64 State Parks Acct	16,925,000	2,500,000
403 Capital Account	7,326,296	7,182,421
8016 URMFT	5,223,383	6,223,383
<b>Total, Method of Finance</b>	<b>\$146,174,679</b>	<b>\$15,905,804</b>

**EXCEPTIONAL ITEM(S) INCLUDED IN STRATEGY:**

Development of Palo Pinto Mountains State Park  
 Fund Critical Deferred Maintenance, Capital Construction and Repair Needs  
 Address Hurricane Harvey Damages  
 Dry-Berth Battleship Texas

**4.C. Exceptional Items Strategy Request**  
 86th Regular Session, Agency Submission, Version 1  
 Automated Budget and Evaluation System of Texas (ABEST)

**DATE: 8/27/2018**  
**TIME: 1:15:08PM**

Agency Code: **802** Agency name: **Parks and Wildlife Department**

GOAL: 5 Indirect Administration  
 OBJECTIVE: 1 Indirect Administration  
 STRATEGY: 1 Central Administration

Service Categories:  
 Service: 09 Income: A.2 Age: B.3

<b>CODE DESCRIPTION</b>	<b>Excp 2020</b>	<b>Excp 2021</b>
-------------------------	------------------	------------------

**OBJECTS OF EXPENSE:**

1001 SALARIES AND WAGES	366,863	366,863
1002 OTHER PERSONNEL COSTS	3,039	3,039
2004 UTILITIES	3,850	0
2005 TRAVEL	274,400	0
2009 OTHER OPERATING EXPENSE	87,115	12,128
<b>Total, Objects of Expense</b>	<b>\$735,267</b>	<b>\$382,030</b>

**METHOD OF FINANCING:**

1 General Revenue Fund	735,267	382,030
<b>Total, Method of Finance</b>	<b>\$735,267</b>	<b>\$382,030</b>

**FULL-TIME EQUIVALENT POSITIONS (FTE):** 11.0 11.0

**EXCEPTIONAL ITEM(S) INCLUDED IN STRATEGY:**

Implement CAPPs Financials

**4.C. Exceptional Items Strategy Request**  
 86th Regular Session, Agency Submission, Version 1  
 Automated Budget and Evaluation System of Texas (ABEST)

**DATE: 8/27/2018**  
**TIME: 1:15:08PM**

Agency Code: **802** Agency name: **Parks and Wildlife Department**

GOAL: 5 Indirect Administration  
 OBJECTIVE: 1 Indirect Administration  
 STRATEGY: 2 Information Resources

Service Categories:  
 Service: 09 Income: A.2 Age: B.3

<b>CODE DESCRIPTION</b>	<b>Excp 2020</b>	<b>Excp 2021</b>
-------------------------	------------------	------------------

**OBJECTS OF EXPENSE:**

1001 SALARIES AND WAGES	96,862	129,149
1002 OTHER PERSONNEL COSTS	484	646
2009 OTHER OPERATING EXPENSE	656,158	195,424
5000 CAPITAL EXPENDITURES	65,246	4,900
<b>Total, Objects of Expense</b>	<b>\$818,750</b>	<b>\$330,119</b>

**METHOD OF FINANCING:**

1 General Revenue Fund	769,848	325,219
400 Sporting Good Tax-State	48,902	4,900
<b>Total, Method of Finance</b>	<b>\$818,750</b>	<b>\$330,119</b>

**FULL-TIME EQUIVALENT POSITIONS (FTE):** 1.5 2.0

**EXCEPTIONAL ITEM(S) INCLUDED IN STRATEGY:**

Address Increased Park Visitation, Usage and Related Cost Increases  
 Implement CAPPs Financials

This page is intentionally blank.

**TAB PLACEHOLDER**

**Capital Budget Request**





**5.A. Capital Budget Project Schedule**  
 86th Regular Session, Agency Submission, Version 1  
 Automated Budget and Evaluation System of Texas (ABEST)

DATE: **8/27/2018**  
 TIME : **1:15:08PM**

Agency code: **802**

Agency name: **Parks and Wildlife Department**

**Category Code / Category Name**

*Project Sequence/Project Id/ Name*

<b>OOE / TOF / MOF CODE</b>		<b>Est 2018</b>	<b>Bud 2019</b>	<b>BL 2020</b>	<b>BL 2021</b>
<b>5001 Acquisition of Land and Other Real Property</b>					
<i>1/1 Land Acquisition</i>					
<b>OBJECTS OF EXPENSE</b>					
<u>Capital</u>					
General	2001 PROFESSIONAL FEES AND SERVICES	\$8,500	\$0	\$0	\$0
General	5000 CAPITAL EXPENDITURES	\$5,050,664	\$0	\$0	\$0
Capital Subtotal OOE, Project 1		\$5,059,164	\$0	\$0	\$0
Subtotal OOE, Project 1		<b>\$5,059,164</b>	<b>\$0</b>	<b>\$0</b>	<b>\$0</b>
<b>TYPE OF FINANCING</b>					
<u>Capital</u>					
General	CA 544 Lifetime Lic Endow Acct	\$500,000	\$0	\$0	\$0
General	CA 555 Federal Funds	\$4,445,948	\$0	\$0	\$0
General	CA 666 Appropriated Receipts	\$113,216	\$0	\$0	\$0
Capital Subtotal TOF, Project 1		\$5,059,164	\$0	\$0	\$0
Subtotal TOF, Project 1		<b>\$5,059,164</b>	<b>\$0</b>	<b>\$0</b>	<b>\$0</b>
Capital Subtotal, Category 5001		\$5,059,164	\$0	\$0	\$0
Informational Subtotal, Category 5001					
<b>Total, Category 5001</b>		<b>\$5,059,164</b>	<b>\$0</b>	<b>\$0</b>	<b>\$0</b>

**5002 Construction of Buildings and Facilities**

*2/2 Construction and Major Repairs*

**OBJECTS OF EXPENSE**

Capital

**5.A. Capital Budget Project Schedule**  
 86th Regular Session, Agency Submission, Version 1  
 Automated Budget and Evaluation System of Texas (ABEST)

DATE: **8/27/2018**  
 TIME : **1:15:08PM**

Agency code: **802**

Agency name: **Parks and Wildlife Department**

**Category Code / Category Name**

<i>Project Sequence/Project Id/ Name</i>		<b>Est 2018</b>	<b>Bud 2019</b>	<b>BL 2020</b>	<b>BL 2021</b>
<b>OOE / TOF / MOF CODE</b>					
General	1001 SALARIES AND WAGES	\$1,250,637	\$0	\$0	\$0
General	1002 OTHER PERSONNEL COSTS	\$30,124	\$0	\$0	\$0
General	2001 PROFESSIONAL FEES AND SERVICES	\$2,306,486	\$0	\$0	\$0
General	2002 FUELS AND LUBRICANTS	\$13,896	\$0	\$0	\$0
General	2003 CONSUMABLE SUPPLIES	\$208	\$0	\$0	\$0
General	2004 UTILITIES	\$1,672	\$0	\$0	\$0
General	2005 TRAVEL	\$68,218	\$0	\$0	\$0
General	2007 RENT - MACHINE AND OTHER	\$5,327	\$0	\$0	\$0
General	2009 OTHER OPERATING EXPENSE	\$3,672,336	\$0	\$0	\$0
General	4000 GRANTS	\$145,899	\$0	\$0	\$0
General	5000 CAPITAL EXPENDITURES	\$46,252,686	\$47,788,794	\$50,493,183	\$23,425,171
Capital Subtotal OOE, Project 2		\$53,747,489	\$47,788,794	\$50,493,183	\$23,425,171
Subtotal OOE, Project 2		<b>\$53,747,489</b>	<b>\$47,788,794</b>	<b>\$50,493,183</b>	<b>\$23,425,171</b>

**TYPE OF FINANCING**

Capital

General	CA	1 General Revenue Fund	\$338,550	\$338,550	\$0	\$0
General	CA	9 Game,Fish,Water Safety Ac	\$6,666,750	\$1,600,000	\$8,200,000	\$0
General	CA	64 State Parks Acct	\$678,432	\$0	\$0	\$0
General	CA	403 Capital Account	\$28,654,283	\$28,654,282	\$23,425,172	\$23,425,171
General	CA	544 Lifetime Lic Endow Acct	\$3,500,000	\$0	\$0	\$0
General	CA	555 Federal Funds	\$680,718	\$10,575,488	\$2,111,471	\$0
General	CA	666 Appropriated Receipts	\$4,330,464	\$1,009,177	\$11,171,962	\$0
General	CA	777 Interagency Contracts	\$6,404,444	\$0	\$0	\$0
General	CA	780 Bond Proceed-Gen Obligat	\$2,493,848	\$5,611,297	\$5,584,578	\$0

**5.A. Capital Budget Project Schedule**  
 86th Regular Session, Agency Submission, Version 1  
 Automated Budget and Evaluation System of Texas (ABEST)

DATE: **8/27/2018**  
 TIME : **1:15:08PM**

Agency code: **802**

Agency name: **Parks and Wildlife Department**

**Category Code / Category Name**

*Project Sequence/Project Id/ Name*

<b>OOE / TOF / MOF CODE</b>			<b>Est 2018</b>	<b>Bud 2019</b>	<b>BL 2020</b>	<b>BL 2021</b>	
General	CA	8016 URMFT	\$0	\$0	\$0	\$0	
		Capital Subtotal TOF, Project	2	\$53,747,489	\$47,788,794	\$50,493,183	\$23,425,171
		Subtotal TOF, Project	2	<b>\$53,747,489</b>	<b>\$47,788,794</b>	<b>\$50,493,183</b>	<b>\$23,425,171</b>
		Capital Subtotal, Category	5002	\$53,747,489	\$47,788,794	\$50,493,183	\$23,425,171
		Informational Subtotal, Category	5002				
		<b>Total, Category</b>	<b>5002</b>	<b>\$53,747,489</b>	<b>\$47,788,794</b>	<b>\$50,493,183</b>	<b>\$23,425,171</b>

**5003 Repair or Rehabilitation of Buildings and Facilities**

*3/3 Parks Minor Repair Program*

**OBJECTS OF EXPENSE**

Capital

General	2009	OTHER OPERATING EXPENSE	\$4,358,020	\$4,290,000	\$4,289,800	\$4,289,800	
General	5000	CAPITAL EXPENDITURES	\$90,181	\$0	\$0	\$0	
		Capital Subtotal OOE, Project	3	\$4,448,201	\$4,290,000	\$4,289,800	\$4,289,800
		Subtotal OOE, Project	3	<b>\$4,448,201</b>	<b>\$4,290,000</b>	<b>\$4,289,800</b>	<b>\$4,289,800</b>

**TYPE OF FINANCING**

Capital

General	CA	64 State Parks Acct	\$3,379,818	\$4,000,000	\$4,000,000	\$4,000,000	
General	CA	400 Sporting Good Tax-State	\$0	\$0	\$0	\$0	
General	CA	555 Federal Funds	\$757,365	\$0	\$0	\$0	
General	CA	666 Appropriated Receipts	\$311,018	\$290,000	\$289,800	\$289,800	
		Capital Subtotal TOF, Project	3	\$4,448,201	\$4,290,000	\$4,289,800	\$4,289,800

**5.A. Capital Budget Project Schedule**  
 86th Regular Session, Agency Submission, Version 1  
 Automated Budget and Evaluation System of Texas (ABEST)

DATE: **8/27/2018**  
 TIME : **1:15:08PM**

Agency code: **802**

Agency name: **Parks and Wildlife Department**

**Category Code / Category Name**

*Project Sequence/Project Id/ Name*

<b>OOE / TOF / MOF CODE</b>		<b>Est 2018</b>	<b>Bud 2019</b>	<b>BL 2020</b>	<b>BL 2021</b>
Subtotal TOF, Project	3	<b>\$4,448,201</b>	<b>\$4,290,000</b>	<b>\$4,289,800</b>	<b>\$4,289,800</b>
Capital Subtotal, Category	5003	\$4,448,201	\$4,290,000	\$4,289,800	\$4,289,800
Informational Subtotal, Category	5003				
<b>Total, Category</b>	<b>5003</b>	<b>\$4,448,201</b>	<b>\$4,290,000</b>	<b>\$4,289,800</b>	<b>\$4,289,800</b>

**5005 Acquisition of Information Resource Technologies**

*4/4 Capital Information Technology*

**OBJECTS OF EXPENSE**

Capital

General	2001	PROFESSIONAL FEES AND SERVICES	\$840,747	\$841,246	\$815,485	\$815,485
General	2004	UTILITIES	\$260,862	\$317,358	\$325,760	\$325,760
General	2009	OTHER OPERATING EXPENSE	\$1,132,305	\$440,000	\$457,359	\$457,359
General	5000	CAPITAL EXPENDITURES	\$498,767	\$476,767	\$476,767	\$476,767

Capital Subtotal OOE, Project	4		\$2,732,681	\$2,075,371	\$2,075,371	\$2,075,371
-------------------------------	---	--	-------------	-------------	-------------	-------------

Informational

General	1001	SALARIES AND WAGES	\$692,237	\$218,502	\$0	\$0
General	1002	OTHER PERSONNEL COSTS	\$202,185	\$64,634	\$0	\$0
General	2009	OTHER OPERATING EXPENSE	\$65,899	\$13,400	\$0	\$0

Informational Subtotal OOE, Project	4		\$960,321	\$296,536	\$0	\$0
-------------------------------------	---	--	-----------	-----------	-----	-----

Subtotal OOE, Project	4		<b>\$3,693,002</b>	<b>\$2,371,907</b>	<b>\$2,075,371</b>	<b>\$2,075,371</b>
-----------------------	---	--	--------------------	--------------------	--------------------	--------------------

**TYPE OF FINANCING**

Capital

General	CA	9	Game,Fish,Water Safety Ac	\$1,077,566	\$1,076,908	\$1,076,908	\$1,076,908
General	CA	64	State Parks Acct	\$998,463	\$998,463	\$998,463	\$998,463

**5.A. Capital Budget Project Schedule**  
 86th Regular Session, Agency Submission, Version 1  
 Automated Budget and Evaluation System of Texas (ABEST)

DATE: **8/27/2018**  
 TIME : **1:15:08PM**

Agency code: **802**

Agency name: **Parks and Wildlife Department**

**Category Code / Category Name**

<i>Project Sequence/Project Id/ Name</i>			<b>Est 2018</b>	<b>Bud 2019</b>	<b>BL 2020</b>	<b>BL 2021</b>
<b>OOE / TOF / MOF CODE</b>						
General	CA	400 Sporting Good Tax-State	\$0	\$0	\$0	\$0
General	CA	555 Federal Funds	\$656,652	\$0	\$0	\$0
Capital Subtotal TOF, Project			\$2,732,681	\$2,075,371	\$2,075,371	\$2,075,371
<u>Informational</u>						
General	CA	9 Game,Fish,Water Safety Ac	\$332,370	\$92,872	\$0	\$0
General	CA	64 State Parks Acct	\$627,951	\$203,664	\$0	\$0
Informational Subtotal TOF, Project			\$960,321	\$296,536	\$0	\$0
Subtotal TOF, Project			<b>\$3,693,002</b>	<b>\$2,371,907</b>	<b>\$2,075,371</b>	<b>\$2,075,371</b>
Capital Subtotal, Category			\$2,732,681	\$2,075,371	\$2,075,371	\$2,075,371
Informational Subtotal, Category			\$960,321	\$296,536	\$0	\$0
<b>Total, Category</b>			<b>\$3,693,002</b>	<b>\$2,371,907</b>	<b>\$2,075,371</b>	<b>\$2,075,371</b>

**5006 Transportation Items**

*5/5 Capital Transportation*

**OBJECTS OF EXPENSE**

Capital

General	2009	OTHER OPERATING EXPENSE	\$66,945	\$0	\$0	\$0
General	5000	CAPITAL EXPENDITURES	\$18,224,671	\$7,170,063	\$7,345,639	\$7,345,639
Capital Subtotal OOE, Project			\$18,291,616	\$7,170,063	\$7,345,639	\$7,345,639
Subtotal OOE, Project			<b>\$18,291,616</b>	<b>\$7,170,063</b>	<b>\$7,345,639</b>	<b>\$7,345,639</b>

**TYPE OF FINANCING**

Capital

**5.A. Capital Budget Project Schedule**  
 86th Regular Session, Agency Submission, Version 1  
 Automated Budget and Evaluation System of Texas (ABEST)

DATE: **8/27/2018**  
 TIME : **1:15:08PM**

Agency code: **802**

Agency name: **Parks and Wildlife Department**

**Category Code / Category Name**

<i>Project Sequence/Project Id/ Name</i>			<b>Est 2018</b>	<b>Bud 2019</b>	<b>BL 2020</b>	<b>BL 2021</b>
<b>OOE / TOF / MOF CODE</b>						
General	CA	1 General Revenue Fund	\$5,044,000	\$500,000	\$772,000	\$772,000
General	CA	9 Game,Fish,Water Safety Ac	\$4,329,221	\$4,204,221	\$4,105,455	\$4,105,455
General	CA	64 State Parks Acct	\$174,882	\$174,882	\$177,224	\$177,224
General	CA	400 Sporting Good Tax-State	\$1,200,000	\$1,200,000	\$1,200,000	\$1,200,000
General	CA	544 Lifetime Lic Endow Acct	\$4,000,000	\$0	\$0	\$0
General	CA	555 Federal Funds	\$2,379,532	\$0	\$0	\$0
General	CA	666 Appropriated Receipts	\$73,021	\$0	\$0	\$0
General	CA	8016 URMFT	\$1,090,960	\$1,090,960	\$1,090,960	\$1,090,960
Capital Subtotal TOF, Project 5			\$18,291,616	\$7,170,063	\$7,345,639	\$7,345,639
Subtotal TOF, Project 5			<b>\$18,291,616</b>	<b>\$7,170,063</b>	<b>\$7,345,639</b>	<b>\$7,345,639</b>
Capital Subtotal, Category 5006			\$18,291,616	\$7,170,063	\$7,345,639	\$7,345,639
Informational Subtotal, Category 5006					\$0	\$0
<b>Total, Category 5006</b>			<b>\$18,291,616</b>	<b>\$7,170,063</b>	<b>\$7,345,639</b>	<b>\$7,345,639</b>

**5007 Acquisition of Capital Equipment and Items**

*6/6 Capital Equipment*

**OBJECTS OF EXPENSE**

Capital

General	2009	OTHER OPERATING EXPENSE	\$46,025	\$0	\$0	\$0
General	5000	CAPITAL EXPENDITURES	\$2,346,248	\$1,310,363	\$3,449,975	\$3,449,975
Capital Subtotal OOE, Project 6			\$2,392,273	\$1,310,363	\$3,449,975	\$3,449,975
Subtotal OOE, Project 6			<b>\$2,392,273</b>	<b>\$1,310,363</b>	<b>\$3,449,975</b>	<b>\$3,449,975</b>

**TYPE OF FINANCING**

**5.A. Capital Budget Project Schedule**  
 86th Regular Session, Agency Submission, Version 1  
 Automated Budget and Evaluation System of Texas (ABEST)

DATE: **8/27/2018**  
 TIME : **1:15:08PM**

Agency code: **802**

Agency name: **Parks and Wildlife Department**

**Category Code / Category Name**

*Project Sequence/Project Id/ Name*

<b>OOE / TOF / MOF CODE</b>	<b>Est 2018</b>	<b>Bud 2019</b>	<b>BL 2020</b>	<b>BL 2021</b>
<u>Capital</u>				
General CA 1 General Revenue Fund	\$192,000	\$0	\$2,096,000	\$2,096,000
General CA 9 Game,Fish,Water Safety Ac	\$511,334	\$483,509	\$582,721	\$582,721
General CA 64 State Parks Acct	\$6,665	\$6,665	\$6,665	\$6,665
General CA 400 Sporting Good Tax-State	\$749,089	\$749,089	\$749,089	\$749,089
General CA 555 Federal Funds	\$854,733	\$0	\$0	\$0
General CA 666 Appropriated Receipts	\$7,352	\$0	\$0	\$0
General CA 8016 URMFT	\$71,100	\$71,100	\$15,500	\$15,500
Capital Subtotal TOF, Project 6	\$2,392,273	\$1,310,363	\$3,449,975	\$3,449,975
Subtotal TOF, Project 6	<b>\$2,392,273</b>	<b>\$1,310,363</b>	<b>\$3,449,975</b>	<b>\$3,449,975</b>
Capital Subtotal, Category 5007	\$2,392,273	\$1,310,363	\$3,449,975	\$3,449,975
Informational Subtotal, Category 5007			\$0	\$0
<b>Total, Category 5007</b>	<b>\$2,392,273</b>	<b>\$1,310,363</b>	<b>\$3,449,975</b>	<b>\$3,449,975</b>

**5008 Other Lease Payments to the Master Lease Purchase Program (MLPP)**

*7/7 Master Lease Purchase Program*

**OBJECTS OF EXPENSE**

Capital

General 5000 CAPITAL EXPENDITURES	\$70,994	\$70,382	\$69,739	\$0
Capital Subtotal OOE, Project 7	\$70,994	\$70,382	\$69,739	\$0
Subtotal OOE, Project 7	<b>\$70,994</b>	<b>\$70,382</b>	<b>\$69,739</b>	<b>\$0</b>

**TYPE OF FINANCING**

Capital

**5.A. Capital Budget Project Schedule**  
 86th Regular Session, Agency Submission, Version 1  
 Automated Budget and Evaluation System of Texas (ABEST)

DATE: **8/27/2018**  
 TIME : **1:15:08PM**

Agency code: **802**

Agency name: **Parks and Wildlife Department**

**Category Code / Category Name**

<i>Project Sequence/Project Id/ Name</i>			<b>Est 2018</b>	<b>Bud 2019</b>	<b>BL 2020</b>	<b>BL 2021</b>	
<b>OOE / TOF / MOF CODE</b>							
General	CA	1 General Revenue Fund	\$0	\$0	\$69,739	\$0	
General	CA	9 Game,Fish,Water Safety Ac	\$40,467	\$40,118	\$0	\$0	
General	CA	64 State Parks Acct	\$30,527	\$30,264	\$0	\$0	
Capital Subtotal TOF, Project			7	\$70,994	\$70,382	\$69,739	\$0
Subtotal TOF, Project			7	<b>\$70,994</b>	<b>\$70,382</b>	<b>\$69,739</b>	<b>\$0</b>
Capital Subtotal, Category			5008	\$70,994	\$70,382	\$69,739	\$0
Informational Subtotal, Category			5008		\$0	\$0	\$0
<b>Total, Category</b>			<b>5008</b>	<b>\$70,994</b>	<b>\$70,382</b>	<b>\$69,739</b>	<b>\$0</b>

**7000 Data Center Consolidation**

*8/8 Data Center Consolidation*

**OBJECTS OF EXPENSE**

Capital

General	2001	PROFESSIONAL FEES AND SERVICES	\$4,690,319	\$4,701,727	\$4,696,023	\$4,696,023	
Capital Subtotal OOE, Project			8	\$4,690,319	\$4,701,727	\$4,696,023	\$4,696,023
Subtotal OOE, Project			8	<b>\$4,690,319</b>	<b>\$4,701,727</b>	<b>\$4,696,023</b>	<b>\$4,696,023</b>

**TYPE OF FINANCING**

Capital

General	CA	9 Game,Fish,Water Safety Ac	\$2,306,932	\$2,312,543	\$2,309,738	\$2,309,738	
General	CA	64 State Parks Acct	\$2,383,387	\$2,389,184	\$2,386,285	\$2,386,285	
Capital Subtotal TOF, Project			8	\$4,690,319	\$4,701,727	\$4,696,023	\$4,696,023
Subtotal TOF, Project			8	<b>\$4,690,319</b>	<b>\$4,701,727</b>	<b>\$4,696,023</b>	<b>\$4,696,023</b>



**5.A. Capital Budget Project Schedule**  
 86th Regular Session, Agency Submission, Version 1  
 Automated Budget and Evaluation System of Texas (ABEST)

DATE: **8/27/2018**  
 TIME : **1:15:08PM**

Agency code: **802**

Agency name: **Parks and Wildlife Department**

**Category Code / Category Name**

<i>Project Sequence/Project Id/ Name</i>		<b>Est 2018</b>	<b>Bud 2019</b>	<b>BL 2020</b>	<b>BL 2021</b>
<b>OOE / TOF / MOF CODE</b>					
Capital Subtotal, Category	7000	\$4,690,319	\$4,701,727	\$4,696,023	\$4,696,023
Informational Subtotal, Category	7000			\$0	\$0
<b>Total, Category</b>	<b>7000</b>	<b>\$4,690,319</b>	<b>\$4,701,727</b>	<b>\$4,696,023</b>	<b>\$4,696,023</b>

**8000 Centralized Accounting and Payroll/Personnel System (CAPPS)**

*9/9 CAPPS Statewide ERP System*

**OBJECTS OF EXPENSE**

Capital

General	1001	SALARIES AND WAGES	\$196,439	\$149,966	\$240,977	\$240,977
General	1002	OTHER PERSONNEL COSTS	\$3,242	\$0	\$0	\$0
General	2004	UTILITIES	\$200	\$0	\$0	\$0
General	2005	TRAVEL	\$6,000	\$0	\$0	\$0
General	2009	OTHER OPERATING EXPENSE	\$446,108	\$0	\$0	\$0
General	5000	CAPITAL EXPENDITURES	\$0	\$0	\$0	\$0

Capital Subtotal OOE, Project	9	\$651,989	\$149,966	\$240,977	\$240,977
Subtotal OOE, Project	9	<b>\$651,989</b>	<b>\$149,966</b>	<b>\$240,977</b>	<b>\$240,977</b>

**TYPE OF FINANCING**

Capital

General	CA	1	General Revenue Fund	\$651,989	\$149,966	\$240,977	\$240,977
Capital Subtotal TOF, Project	9	\$651,989	\$149,966	\$240,977	\$240,977		
Subtotal TOF, Project	9	<b>\$651,989</b>	<b>\$149,966</b>	<b>\$240,977</b>	<b>\$240,977</b>		

**5.A. Capital Budget Project Schedule**  
 86th Regular Session, Agency Submission, Version 1  
 Automated Budget and Evaluation System of Texas (ABEST)

DATE: **8/27/2018**  
 TIME : **1:15:08PM**

Agency code: **802**

Agency name: **Parks and Wildlife Department**

**Category Code / Category Name**

<i>Project Sequence/Project Id/ Name</i>		<b>Est 2018</b>	<b>Bud 2019</b>	<b>BL 2020</b>	<b>BL 2021</b>
<b>OOE / TOF / MOF CODE</b>					
Capital Subtotal, Category	8000	\$651,989	\$149,966	\$240,977	\$240,977
Informational Subtotal, Category	8000			\$0	\$0
<b>Total, Category</b>	<b>8000</b>	<b>\$651,989</b>	<b>\$149,966</b>	<b>\$240,977</b>	<b>\$240,977</b>
<b>AGENCY TOTAL -CAPITAL</b>		<b>\$92,084,726</b>	<b>\$67,556,666</b>	<b>\$72,660,707</b>	<b>\$45,522,956</b>
<b>AGENCY TOTAL -INFORMATIONAL</b>		<b>\$960,321</b>	<b>\$296,536</b>	<b>\$0</b>	<b>\$0</b>
<b>AGENCY TOTAL</b>		<b>\$93,045,047</b>	<b>\$67,853,202</b>	<b>\$72,660,707</b>	<b>\$45,522,956</b>

**5.A. Capital Budget Project Schedule**  
 86th Regular Session, Agency Submission, Version 1  
 Automated Budget and Evaluation System of Texas (ABEST)

DATE: **8/27/2018**  
 TIME : **1:15:08PM**

Agency code: **802**

Agency name: **Parks and Wildlife Department**

**Category Code / Category Name**

*Project Sequence/Project Id/ Name*

<b>OOE / TOF / MOF CODE</b>		<b>Est 2018</b>	<b>Bud 2019</b>	<b>BL 2020</b>	<b>BL 2021</b>
<b>METHOD OF FINANCING:</b>					
<u>Capital</u>					
General	1 General Revenue Fund	\$6,226,539	\$988,516	\$3,178,716	\$3,108,977
General	9 Game,Fish,Water Safety Ac	\$14,932,270	\$9,717,299	\$16,274,822	\$8,074,822
General	64 State Parks Acct	\$7,652,174	\$7,599,458	\$7,568,637	\$7,568,637
General	400 Sporting Good Tax-State	\$1,949,089	\$1,949,089	\$1,949,089	\$1,949,089
General	403 Capital Account	\$28,654,283	\$28,654,282	\$23,425,172	\$23,425,171
General	544 Lifetime Lic Endow Acct	\$8,000,000	\$0	\$0	\$0
General	555 Federal Funds	\$9,774,948	\$10,575,488	\$2,111,471	\$0
General	666 Appropriated Receipts	\$4,835,071	\$1,299,177	\$11,461,762	\$289,800
General	777 Interagency Contracts	\$6,404,444	\$0	\$0	\$0
General	780 Bond Proceed-Gen Obligat	\$2,493,848	\$5,611,297	\$5,584,578	\$0
General	8016 URMFT	\$1,162,060	\$1,162,060	\$1,106,460	\$1,106,460
Total, Method of Financing-Capital		\$92,084,726	\$67,556,666	\$72,660,707	\$45,522,956
<u>Informational</u>					
General	9 Game,Fish,Water Safety Ac	\$332,370	\$92,872	\$0	\$0
General	64 State Parks Acct	\$627,951	\$203,664	\$0	\$0
Total, Method of Financing-Informational		\$960,321	\$296,536	\$0	\$0
<b>Total, Method of Financing</b>		<b>\$93,045,047</b>	<b>\$67,853,202</b>	<b>\$72,660,707</b>	<b>\$45,522,956</b>

**5.A. Capital Budget Project Schedule**  
 86th Regular Session, Agency Submission, Version 1  
 Automated Budget and Evaluation System of Texas (ABEST)

DATE: **8/27/2018**  
 TIME : **1:15:08PM**

Agency code: **802**

Agency name: **Parks and Wildlife Department**

**Category Code / Category Name**

*Project Sequence/Project Id/ Name*

<b>OOE / TOF / MOF CODE</b>			<b>Est 2018</b>	<b>Bud 2019</b>	<b>BL 2020</b>	<b>BL 2021</b>
<b>TYPE OF FINANCING:</b>						
<u>Capital</u>						
General	CA	CURRENT APPROPRIATIONS	\$92,084,726	\$67,556,666	\$72,660,707	\$45,522,956
Total, Type of Financing-Capital			\$92,084,726	\$67,556,666	\$72,660,707	\$45,522,956
<u>Informational</u>						
General	CA	CURRENT APPROPRIATIONS	\$960,321	\$296,536	\$0	\$0
Total, Type of Financing-Informational			\$960,321	\$296,536	\$0	\$0
<b>Total, Type of Financing</b>			<b>\$93,045,047</b>	<b>\$67,853,202</b>	<b>\$72,660,707</b>	<b>\$45,522,956</b>

**5.B. Capital Budget Project Information**  
 86th Regular Session, Agency Submission, Version 1  
 Automated Budget and Evaluation System of Texas (ABEST)

DATE: 8/27/2018  
 TIME: 1:15:08PM

Agency Code:	<b>802</b>	Agency name:	<b>Parks and Wildlife Department</b>
Category Number:	<b>5001</b>	Category Name:	<b>ACQ OF LAND/REAL PROPERTY</b>
Project number:	<b>1</b>	Project Name:	<b>1. Land Acquisition</b>

**PROJECT DESCRIPTION**

**General Information**

The ability to acquire lands for habitat development/conservation is essential to TPWD's mission of managing and conserving the natural and cultural resources of Texas and provide hunting, fishing, and outdoor recreational opportunities for all Texans. Funding includes sources dedicated by statute for the acquisition of land for parks and wildlife habitat, as well as federal funds available for acquisition and development of outdoor recreation areas and facilities.

<b>PLCS Tracking Key</b>	N/A
<b>Number of Units / Average Unit Cost</b>	Not Applicable
<b>Estimated Completion Date</b>	Not Applicable

<b>Additional Capital Expenditure Amounts Required</b>	<b>2022</b>	<b>2023</b>
	0	0

<b>Type of Financing</b>	CA CURRENT APPROPRIATIONS
<b>Projected Useful Life</b>	Unlimited
<b>Estimated/Actual Project Cost</b>	\$0
<b>Length of Financing/ Lease Period</b>	Not Applicable

<b><u>ESTIMATED/ACTUAL DEBT OBLIGATION PAYMENTS</u></b>	<b>2020</b>	<b>2021</b>	<b>2022</b>	<b>2023</b>	<b>Total over project life</b>
	0	0	0	0	0

<b><u>REVENUE GENERATION / COST SAVINGS</u></b>		
<b><u>REVENUE_COST_FLAG</u></b>	<b><u>MOF_CODE</u></b>	<b><u>AVERAGE_AMOUNT</u></b>

**Explanation:** No additional revenue or cost savings anticipated.

**Project Location:** Various locations across the state.

**Beneficiaries:** General Public.

**Frequency of Use and External Factors Affecting Use:**  
 Depends on specific site(s) acquired.

**5.B. Capital Budget Project Information**  
 86th Regular Session, Agency Submission, Version 1  
 Automated Budget and Evaluation System of Texas (ABEST)

DATE: 8/27/2018  
 TIME: 1:15:08PM

Agency Code:	<b>802</b>	Agency name:	<b>Parks and Wildlife Department</b>
Category Number:	<b>5002</b>	Category Name:	<b>CONST OF BLDGS/FACILITIES</b>
Project number:	<b>2</b>	Project Name:	<b>2. Construction and Major Repairs</b>

**PROJECT DESCRIPTION**

**General Information**

Department facilities are in need of basic repair due to heavy usage and age. Items in this category are funded by current appropriations, federal funds, appropriated receipts and unexpended balances from General Obligation Bond proceeds. Adequate levels of funding are crucial to preserve the natural and cultural resources entrusted to TPWD.

<b>PLCS Tracking Key</b>	N/A
<b>Number of Units / Average Unit Cost</b>	Varies depending on type of project.
<b>Estimated Completion Date</b>	Various

<b>Additional Capital Expenditure Amounts Required</b>	<b>2022</b>	<b>2023</b>
	0	0
<b>Type of Financing</b>	CA CURRENT APPROPRIATIONS	
<b>Projected Useful Life</b>	15 to 30 Years	
<b>Estimated/Actual Project Cost</b>	\$73,918,354	
<b>Length of Financing/ Lease Period</b>	Not Applicable	

**ESTIMATED/ACTUAL DEBT OBLIGATION PAYMENTS**

	<b>2020</b>	<b>2021</b>	<b>2022</b>	<b>2023</b>	<b>Total over project life</b>
	710,911	0	0	0	710,911

<b><u>REVENUE GENERATION / COST SAVINGS</u></b>		
<b><u>REVENUE COST FLAG</u></b>	<b><u>MOF CODE</u></b>	<b><u>AVERAGE AMOUNT</u></b>

**Explanation:** Construction/repairs could result in improved revenue generation at impacted park sites, but no estimates are currently available.

**Project Location:** Various locations across the state.

**Beneficiaries:** Users of outdoor recreation facilities and cultural resources.

**Frequency of Use and External Factors Affecting Use:**

Regulatory mandates require that TPWD bring its' facilities into compliance with current health, safety, and access standards.

**5.B. Capital Budget Project Information**  
 86th Regular Session, Agency Submission, Version 1  
 Automated Budget and Evaluation System of Texas (ABEST)

DATE: 8/27/2018  
 TIME: 1:15:08PM

Agency Code:	<b>802</b>	Agency name:	<b>Parks and Wildlife Department</b>
Category Number:	<b>5003</b>	Category Name:	<b>REPAIR OR REHABILITATION</b>
Project number:	<b>3</b>	Project Name:	<b>3. Parks Minor Repair Program</b>

**PROJECT DESCRIPTION**

**General Information**

Repair of State Park facilities with individual project funding less than \$100,000.

**PLCS Tracking Key** N/A

**Number of Units / Average Unit Cost** Varies depending on type of project.

**Estimated Completion Date** Various

<b>Additional Capital Expenditure Amounts Required</b>	<b>2022</b>	<b>2023</b>
	0	0

**Type of Financing** CA CURRENT APPROPRIATIONS

**Projected Useful Life** 5 to 20 Years

**Estimated/Actual Project Cost** \$8,579,600

**Length of Financing/ Lease Period** Not Applicable

<b><u>ESTIMATED/ACTUAL DEBT OBLIGATION PAYMENTS</u></b>	<b>2020</b>	<b>2021</b>	<b>2022</b>	<b>2023</b>	<b>Total over project life</b>
	0	0	0	0	0

<b><u>REVENUE GENERATION / COST SAVINGS</u></b>		
<b><u>REVENUE</u></b>	<b><u>COST</u></b>	<b><u>FLAG</u></b>
<b><u>MOF_CODE</u></b>	<b><u>AVERAGE</u></b>	<b><u>AMOUNT</u></b>

**Explanation:** Non-major repairs could result in improved revenue generation at impacted park sites, but no estimates are currently available.

**Project Location:** Various locations across the state.

**Beneficiaries:** Users of outdoor recreation facilities and cultural resources.

**Frequency of Use and External Factors Affecting Use:**

Regulatory mandates require that TPWD bring its' facilities into compliance with current health, safety, and access standards.

**5.B. Capital Budget Project Information**  
 86th Regular Session, Agency Submission, Version 1  
 Automated Budget and Evaluation System of Texas (ABEST)

DATE: 8/27/2018  
 TIME: 1:15:08PM

Agency Code:	<b>802</b>	Agency name:	<b>Parks and Wildlife Department</b>
Category Number:	<b>5005</b>	Category Name:	<b>ACQUISITN INFO RES TECH.</b>
Project number:	<b>4</b>	Project Name:	<b>4. Capital Information Technology</b>

**PROJECT DESCRIPTION**

**General Information**

Provides funding to meet basic automation requirements for day-to-day business to perform data analysis; provides automated customer services and enhance intra/interagency communication.

**PLCS Tracking Key** N/A  
**Number of Units / Average Unit Cost** Not Applicable  
**Estimated Completion Date** Not Applicable

<b>Additional Capital Expenditure Amounts Required</b>	<b>2022</b>	<b>2023</b>
	0	0
<b>Type of Financing</b>	CA CURRENT APPROPRIATIONS	
<b>Projected Useful Life</b>	5 Years	
<b>Estimated/Actual Project Cost</b>	\$4,150,742	
<b>Length of Financing/ Lease Period</b>	Not Applicable	

<b><u>ESTIMATED/ACTUAL DEBT OBLIGATION PAYMENTS</u></b>					<b>Total over project life</b>
<b>2020</b>	<b>2021</b>	<b>2022</b>	<b>2023</b>		
0	0	0	0		0

<b><u>REVENUE GENERATION / COST SAVINGS</u></b>		
<b><u>REVENUE COST FLAG</u></b>	<b><u>MOF CODE</u></b>	<b><u>AVERAGE AMOUNT</u></b>

**Explanation:** No additional revenue or cost savings anticipated.  
**Project Location:** Various locations across the state.  
**Beneficiaries:** TPWD staff and agency business partners and customers.  
**Frequency of Use and External Factors Affecting Use:**  
 Assets utilized daily.



**5.B. Capital Budget Project Information**  
 86th Regular Session, Agency Submission, Version 1  
 Automated Budget and Evaluation System of Texas (ABEST)

DATE: 8/27/2018  
 TIME: 1:15:08PM

Agency Code:	<b>802</b>	Agency name:	<b>Parks and Wildlife Department</b>
Category Number:	<b>5006</b>	Category Name:	<b>TRANSPORTATION ITEMS</b>
Project number:	<b>5</b>	Project Name:	<b>5. Capital Transportation</b>

**PROJECT DESCRIPTION**

**General Information**

TPWD transportation items are replaced according to a prescribed periodic schedule established by the agency with respect to maximum serviceable use. Postponement of the project could result in potentially unsafe and unreliable equipment, possible interruption in services to the public, and increased repair expense.

<b>PLCS Tracking Key</b>	N/A
<b>Number of Units / Average Unit Cost</b>	Varies depending on type of vehicle/boat.
<b>Estimated Completion Date</b>	Not Applicable

<b>Additional Capital Expenditure Amounts Required</b>	<b>2022</b>	<b>2023</b>
	0	0
<b>Type of Financing</b>	CA CURRENT APPROPRIATIONS	
<b>Projected Useful Life</b>	110,000 Miles	
<b>Estimated/Actual Project Cost</b>	\$14,691,278	
<b>Length of Financing/ Lease Period</b>	Not Applicable	

**ESTIMATED/ACTUAL DEBT OBLIGATION PAYMENTS**

	<b>2020</b>	<b>2021</b>	<b>2022</b>	<b>2023</b>	<b>Total over project life</b>
	0	0	0	0	0

<b><u>REVENUE GENERATION / COST SAVINGS</u></b>		
<b><u>REVENUE COST FLAG</u></b>	<b><u>MOF CODE</u></b>	<b><u>AVERAGE AMOUNT</u></b>

**Explanation:** No additional revenue or cost savings anticipated.

**Project Location:** Various locations across the state.

**Beneficiaries:** TPWD staff and users of outdoor recreation facilities and cultural resources.

**Frequency of Use and External Factors Affecting Use:**  
 Assets utilized daily.

**5.B. Capital Budget Project Information**  
 86th Regular Session, Agency Submission, Version 1  
 Automated Budget and Evaluation System of Texas (ABEST)

DATE: 8/27/2018  
 TIME: 1:15:08PM

Agency Code:	<b>802</b>	Agency name:	<b>Parks and Wildlife Department</b>
Category Number:	<b>5007</b>	Category Name:	<b>ACQUISITN CAP EQUIP ITEMS</b>
Project number:	<b>6</b>	Project Name:	<b>6. Capital Equipment</b>

**PROJECT DESCRIPTION**

**General Information**

The majority of capital equipment will be replaced according to a prescribed replacement schedule with respect to maximum serviceable use of items. Postponement of the project could result in potentially unsafe and unreliable equipment, possible interruption in services to the public, and increased repair expense. The project includes items such as mowers, lab equipment and heavy machinery.

<b>PLCS Tracking Key</b>	N/A
<b>Number of Units / Average Unit Cost</b>	Varies depending on type of equipment.
<b>Estimated Completion Date</b>	Not Applicable

<b>Additional Capital Expenditure Amounts Required</b>	<b>2022</b>	<b>2023</b>
	0	0

<b>Type of Financing</b>	CA CURRENT APPROPRIATIONS
<b>Projected Useful Life</b>	Various
<b>Estimated/Actual Project Cost</b>	\$6,899,950
<b>Length of Financing/ Lease Period</b>	Not Applicable

<b><u>ESTIMATED/ACTUAL DEBT OBLIGATION PAYMENTS</u></b>					<b>Total over project life</b>
<b>2020</b>	<b>2021</b>	<b>2022</b>	<b>2023</b>		
0	0	0	0		0

<b><u>REVENUE GENERATION / COST SAVINGS</u></b>		
<b><u>REVENUE_COST_FLAG</u></b>	<b><u>MOF_CODE</u></b>	<b><u>AVERAGE_AMOUNT</u></b>

**Explanation:** No additional revenue or cost savings anticipated.

**Project Location:** Various locations across the state.

**Beneficiaries:** TPWD staff and users of outdoor recreational facilities and cultural resources.

**Frequency of Use and External Factors Affecting Use:**  
 Assets utilized daily.

**5.B. Capital Budget Project Information**  
 86th Regular Session, Agency Submission, Version 1  
 Automated Budget and Evaluation System of Texas (ABEST)

DATE: 8/27/2018  
 TIME: 1:15:08PM

Agency Code:	<b>802</b>	Agency name:	<b>Parks and Wildlife Department</b>
Category Number:	<b>5008</b>	Category Name:	<b>LEASE PAYMENT/MST LSE PRG</b>
Project number:	<b>7</b>	Project Name:	<b>7. Master Lease Purchase Program</b>

**PROJECT DESCRIPTION**

**General Information**

TPWD participates in the Master Lease Purchase Program (MLPP).

<b>PLCS Tracking Key</b>	N/A
<b>Number of Units / Average Unit Cost</b>	Not Applicable
<b>Estimated Completion Date</b>	Not Applicable

<b>Additional Capital Expenditure Amounts Required</b>	<b>2022</b>	<b>2023</b>
	0	0
<b>Type of Financing</b>	ML MASTER LEASE PURCHASE PRG	
<b>Projected Useful Life</b>	Ongoing	
<b>Estimated/Actual Project Cost</b>	\$69,739	
<b>Length of Financing/ Lease Period</b>	Not Applicable	

<b><u>ESTIMATED/ACTUAL DEBT OBLIGATION PAYMENTS</u></b>	<b>2020</b>	<b>2021</b>	<b>2022</b>	<b>2023</b>	<b>Total over project life</b>
	0	0	0	0	0

<b><u>REVENUE GENERATION / COST SAVINGS</u></b>		
<b><u>REVENUE</u></b>	<b><u>COST</u></b>	<b><u>FLAG</u></b>
<b><u>MOF_CODE</u></b>	<b><u>AVERAGE</u></b>	<b><u>AMOUNT</u></b>

**Explanation:** Energy savings anticipated.

**Project Location:** TPWD Headquarters.

**Beneficiaries:** TPWD

**Frequency of Use and External Factors Affecting Use:**

Assets utilized daily.

**5.B. Capital Budget Project Information**  
 86th Regular Session, Agency Submission, Version 1  
 Automated Budget and Evaluation System of Texas (ABEST)

DATE: 8/27/2018  
 TIME: 1:15:08PM

Agency Code:	<b>802</b>	Agency name:	<b>Parks and Wildlife Department</b>
Category Number:	<b>7000</b>	Category Name:	<b>Data Center Consolidation</b>
Project number:	<b>8</b>	Project Name:	<b>8. Data Center Consolidation</b>

**PROJECT DESCRIPTION**

**General Information**

TPWD participates in the Data Center Consolidation project as mandated by HB 1516 (79R).

<b>PLCS Tracking Key</b>	N/A
<b>Number of Units / Average Unit Cost</b>	Not Applicable
<b>Estimated Completion Date</b>	Not Applicable

<b>Additional Capital Expenditure Amounts Required</b>	<b>2022</b>	<b>2023</b>
	0	0
<b>Type of Financing</b>	CA CURRENT APPROPRIATIONS	
<b>Projected Useful Life</b>	Ongoing	
<b>Estimated/Actual Project Cost</b>	\$9,392,046	
<b>Length of Financing/ Lease Period</b>	0	

<b><u>ESTIMATED/ACTUAL DEBT OBLIGATION PAYMENTS</u></b>					<b>Total over project life</b>
	<b>2020</b>	<b>2021</b>	<b>2022</b>	<b>2023</b>	
	0	0	0	0	0

<b><u>REVENUE GENERATION / COST SAVINGS</u></b>		
<b><u>REVENUE</u></b>	<b><u>COST</u></b>	<b><u>FLAG</u></b>
<b><u>MOF_CODE</u></b>	<b><u>AVERAGE</u></b>	<b><u>AMOUNT</u></b>

**Explanation:** Cost savings to be determined.

**Project Location:** TPWD Headquarters, indirectly impacting TPWD field locations.

**Beneficiaries:** TPWD staff and agency business partners and customers.

**Frequency of Use and External Factors Affecting Use:**  
 Assets utilized daily.

**5.B. Capital Budget Project Information**  
 86th Regular Session, Agency Submission, Version 1  
 Automated Budget and Evaluation System of Texas (ABEST)

DATE: 8/27/2018  
 TIME: 1:15:08PM

Agency Code:	<b>802</b>	Agency name:	<b>Parks and Wildlife Department</b>
Category Number:	<b>8000</b>	Category Name:	<b>CAPPS Statewide ERP System</b>
Project number:	<b>9</b>	Project Name:	<b>9. CAPPS Statewide ERP System</b>

**PROJECT DESCRIPTION**

**General Information**

TPWD implemented the HR/Payroll component of CAPPS on July 16th, 2018 and anticipates the implementation of the financial component of CAPPS on September 1st, 2020.

**PLCS Tracking Key** PCLS\_86R\_802\_431402

**Number of Units / Average Unit Cost** Not Applicable

**Estimated Completion Date** Not Applicable

<b>Additional Capital Expenditure Amounts Required</b>	<b>2022</b>	<b>2023</b>
	0	0

**Type of Financing** CA CURRENT APPROPRIATIONS

**Projected Useful Life** Ongoing

**Estimated/Actual Project Cost** \$481,954

**Length of Financing/ Lease Period** Not Applicable

<b><u>ESTIMATED/ACTUAL DEBT OBLIGATION PAYMENTS</u></b>					<b>Total over project life</b>
2020	2021	2022	2023		
0	0	0	0		0

<b><u>REVENUE GENERATION / COST SAVINGS</u></b>		
<b><u>REVENUE COST FLAG</u></b>	<b><u>MOF CODE</u></b>	<b><u>AVERAGE AMOUNT</u></b>

**Explanation:** Cost savings to be determined.

**Project Location:** TPWD Headquarters.

**Beneficiaries:** TPWD staff and business partners and customers.

**Frequency of Use and External Factors Affecting Use:**  
 Assets utilized daily.

This page is intentionally blank.

**5.C. Capital Budget Allocation to Strategies (Baseline)**  
 86th Regular Session, Agency Submission, Version 1  
 Automated Budget and Evaluation System of Texas (ABEST)

DATE: **8/27/2018**  
 TIME: **1:15:09PM**

Agency code: **802** Agency name: **Parks and Wildlife Department**

**Category Code/Name**

*Project Sequence/Project Id/Name*

Goal/Obj/Str	Strategy Name	Est 2018	Bud 2019	BL 2020	BL 2021
<b>5001 Acquisition of Land and Other Real Property</b>					
<i>1/1</i>	<i>1. Land Acquisition</i>				
<b><u>GENERAL BUDGET</u></b>					
Capital	4-1-2 LAND ACQUISITION	5,059,164	0	\$0	\$0
	TOTAL, PROJECT	\$5,059,164	\$0	\$0	\$0

**5002 Construction of Buildings and Facilities**

*2/2 2. Construction and Major Repairs*

**GENERAL BUDGET**

Capital	4-1-1 IMPROVEMENTS AND MAJOR REPAIRS	53,747,489	47,788,794	50,493,183	23,425,171
	TOTAL, PROJECT	\$53,747,489	\$47,788,794	\$50,493,183	\$23,425,171

**5003 Repair or Rehabilitation of Buildings and Facilities**

*3/3 3. Parks Minor Repair Program*

**GENERAL BUDGET**

Capital	2-1-1 STATE PARK OPERATIONS	9,221	0	0	0
	2-1-2 PARKS MINOR REPAIR PROGRAM	4,438,980	4,290,000	4,289,800	4,289,800
	TOTAL, PROJECT	\$4,448,201	\$4,290,000	\$4,289,800	\$4,289,800

**5005 Acquisition of Information Resource Technologies**

*4/4 4. Capital Information Technology*

**GENERAL BUDGET**

**5.C. Capital Budget Allocation to Strategies (Baseline)**  
 86th Regular Session, Agency Submission, Version 1  
 Automated Budget and Evaluation System of Texas (ABEST)

DATE: **8/27/2018**  
 TIME: **1:15:09PM**

Agency code: **802** Agency name: **Parks and Wildlife Department**

**Category Code/Name**

*Project Sequence/Project Id/Name*

	<b>Goal/Obj/Str</b>	<b>Strategy Name</b>	<b>Est 2018</b>	<b>Bud 2019</b>	<b>BL 2020</b>	<b>BL 2021</b>
Capital	5-1-2	INFORMATION RESOURCES	2,090,328	2,075,371	\$2,075,371	\$2,075,371
	1-1-1	WILDLIFE CONSERVATION	610,276	0	0	0
	1-1-2	TECHNICAL GUIDANCE	4,252	0	0	0
	1-2-1	INLAND FISHERIES MANAGEMENT	1,156	0	0	0
	1-2-3	COASTAL FISHERIES MANAGEMENT	26,669	0	0	0
Informational	5-1-1	CENTRAL ADMINISTRATION	69,758	11,655	0	0
	5-1-2	INFORMATION RESOURCES	471,215	150,025	0	0
	1-2-3	COASTAL FISHERIES MANAGEMENT	8,329	0	0	0
	2-1-1	STATE PARK OPERATIONS	283,669	109,066	0	0
	2-1-3	PARKS SUPPORT	66,146	25,790	0	0
	4-1-3	INFRASTRUCTURE ADMINISTRATION	61,204	0	0	0
TOTAL, PROJECT			\$3,693,002	\$2,371,907	\$2,075,371	\$2,075,371

**5006 Transportation Items**

*5/5 5. Capital Transportation*

**GENERAL BUDGET**

Capital	1-1-1	WILDLIFE CONSERVATION	1,817,556	534,161	409,161	409,161
	1-2-1	INLAND FISHERIES MANAGEMENT	410,995	380,000	380,000	380,000
	1-2-2	INLAND HATCHERIES OPERATIONS	113,005	144,000	169,788	169,788
	1-2-3	COASTAL FISHERIES MANAGEMENT	220,716	143,285	143,285	143,285
	2-1-1	STATE PARK OPERATIONS	1,374,841	1,200,000	1,200,000	1,200,000
	3-1-1	ENFORCEMENT PROGRAMS	14,103,945	4,551,658	4,823,658	4,823,658
	3-2-2	PROVIDE COMMUNICATION PRODUCTS	20,558	17,959	17,959	17,959



**5.C. Capital Budget Allocation to Strategies (Baseline)**  
 86th Regular Session, Agency Submission, Version 1  
 Automated Budget and Evaluation System of Texas (ABEST)

DATE: **8/27/2018**  
 TIME: **1:15:09PM**

Agency code: **802** Agency name: **Parks and Wildlife Department**

**Category Code/Name**

*Project Sequence/Project Id/Name*

	<b>Goal/Obj/Str</b>	<b>Strategy Name</b>	<b>Est 2018</b>	<b>Bud 2019</b>	<b>BL 2020</b>	<b>BL 2021</b>
Capital	3-2-1	OUTREACH AND EDUCATION	31,000	0	\$0	\$0
	4-1-3	INFRASTRUCTURE ADMINISTRATION	199,000	199,000	201,788	201,788
		TOTAL, PROJECT	<u>\$18,291,616</u>	<u>\$7,170,063</u>	<u>\$7,345,639</u>	<u>\$7,345,639</u>

**5007 Acquisition of Capital Equipment and Items**

**6/6 6. Capital Equipment**

**GENERAL BUDGET**

Capital	1-1-1	WILDLIFE CONSERVATION	583,434	125,000	250,000	250,000
	1-2-1	INLAND FISHERIES MANAGEMENT	62,500	62,500	62,500	62,500
	1-2-2	INLAND HATCHERIES OPERATIONS	245,142	245,142	219,354	219,354
	1-2-3	COASTAL FISHERIES MANAGEMENT	120,588	113,132	57,532	57,532
	1-2-4	COASTAL HATCHERIES OPERATIONS	48,500	0	0	0
	2-1-1	STATE PARK OPERATIONS	851,831	749,089	749,089	749,089
	3-1-1	ENFORCEMENT PROGRAMS	459,278	0	2,096,000	2,096,000
	3-2-2	PROVIDE COMMUNICATION PRODUCTS	15,500	15,500	15,500	15,500
	3-2-1	OUTREACH AND EDUCATION	5,500	0	0	0
		TOTAL, PROJECT	<u>\$2,392,273</u>	<u>\$1,310,363</u>	<u>\$3,449,975</u>	<u>\$3,449,975</u>

**5008 Other Lease Payments to the Master Lease Purchase Program (MLPP)**

**7/7 7. Master Lease Purchase Program**

**GENERAL BUDGET**

Capital	4-1-1	IMPROVEMENTS AND MAJOR REPAIRS	70,994	70,382	69,739	0
---------	-------	--------------------------------	--------	--------	--------	---

**5.C. Capital Budget Allocation to Strategies (Baseline)**  
 86th Regular Session, Agency Submission, Version 1  
 Automated Budget and Evaluation System of Texas (ABEST)

DATE: **8/27/2018**  
 TIME: **1:15:09PM**

Agency code: **802** Agency name: **Parks and Wildlife Department**

**Category Code/Name**

*Project Sequence/Project Id/Name*

<b>Goal/Obj/Str</b>	<b>Strategy Name</b>	<b>Est 2018</b>	<b>Bud 2019</b>	<b>BL 2020</b>	<b>BL 2021</b>
	TOTAL, PROJECT	\$70,994	\$70,382	\$69,739	\$0
<b>7000 Data Center Consolidation</b>					
<i>8/8</i>	<i>8. Data Center Consolidation</i>				
<b><u>GENERAL BUDGET</u></b>					
Capital	5-1-2 INFORMATION RESOURCES	4,690,319	4,701,727	\$4,696,023	\$4,696,023
	TOTAL, PROJECT	\$4,690,319	\$4,701,727	\$4,696,023	\$4,696,023
<b>8000 Centralized Accounting and Payroll/Personnel System (CAPPS)</b>					
<i>9/9</i>	<i>9. CAPPS Statewide ERP System</i>				
<b><u>GENERAL BUDGET</u></b>					
Capital	5-1-1 CENTRAL ADMINISTRATION	271,120	149,966	240,977	240,977
	5-1-2 INFORMATION RESOURCES	380,869	0	0	0
	TOTAL, PROJECT	\$651,989	\$149,966	\$240,977	\$240,977
	TOTAL CAPITAL, ALL PROJECTS	\$92,084,726	\$67,556,666	\$72,660,707	\$45,522,956
	TOTAL INFORMATIONAL, ALL PROJECTS	\$960,321	\$296,536	\$0	\$0
	TOTAL, ALL PROJECTS	\$93,045,047	\$67,853,202	\$72,660,707	\$45,522,956

**802 Parks and Wildlife Department**

Category Code/Name		Est 2018	Bud 2019	BL 2020	BL 2021
<i>Project Sequence/Name</i>					
Goal/Obj/Str	Strategy Name				
<b>5001 Acquisition of Land and Other Real Property</b>					
<b><i>1 1. Land Acquisition</i></b>					
<b>OOE</b>					
<b>Capital</b>					
<b>4-1-2 LAND ACQUISITION</b>					
<b><u>General Budget</u></b>					
2001	PROFESSIONAL FEES AND SERVICES	8,500	0	0	0
5000	CAPITAL EXPENDITURES	5,050,664	0	0	0
<b>TOTAL, OOE's</b>		<b>\$5,059,164</b>	<b>\$0</b>	<b>0</b>	<b>0</b>
<b>MOF</b>					
<b>GR DEDICATED</b>					
<b>Capital</b>					
<b>4-1-2 LAND ACQUISITION</b>					
<b><u>General Budget</u></b>					
544	Lifetime Lic Endow Acct	500,000	0	0	0
<b>TOTAL, GR DEDICATED</b>		<b>\$500,000</b>	<b>\$0</b>	<b>0</b>	<b>0</b>
<b>FEDERAL FUNDS</b>					
<b>Capital</b>					
<b>4-1-2 LAND ACQUISITION</b>					
<b><u>General Budget</u></b>					
555	Federal Funds	4,445,948	0	0	0
<b>TOTAL, FEDERAL FUNDS</b>		<b>\$4,445,948</b>	<b>\$0</b>	<b>0</b>	<b>0</b>
<b>OTHER FUNDS</b>					
<b>Capital</b>					

**802 Parks and Wildlife Department**

**Category Code/Name**

*Project Sequence/Name*

Goal/Obj/Str	Strategy Name	Est 2018	Bud 2019	BL 2020	BL 2021
<b>1 1. Land Acquisition</b>					
<b>4-1-2 LAND ACQUISITION</b>					
<b><u>General Budget</u></b>					
666	Appropriated Receipts	113,216	0	0	0
	<b>TOTAL, OTHER FUNDS</b>	<b>\$113,216</b>	<b>\$0</b>	<b>0</b>	<b>0</b>
	<b>TOTAL, MOFs</b>	<b>\$5,059,164</b>	<b>\$0</b>	<b>0</b>	<b>0</b>

**5002 Construction of Buildings and Facilities**

**802 Parks and Wildlife Department**

Category Code/Name

*Project Sequence/Name*

Goal/Obj/Str	Strategy Name	Est 2018	Bud 2019	BL 2020	BL 2021
<b>2.2. Construction and Major Repairs</b>					
<b>OOE</b>					
<b>Capital</b>					
<b>4-1-1 IMPROVEMENTS AND MAJOR REPAIRS</b>					
<b><u>General Budget</u></b>					
1001	SALARIES AND WAGES	1,250,637	0	0	0
1002	OTHER PERSONNEL COSTS	30,124	0	0	0
2001	PROFESSIONAL FEES AND SERVICES	2,306,486	0	0	0
2002	FUELS AND LUBRICANTS	13,896	0	0	0
2003	CONSUMABLE SUPPLIES	208	0	0	0
2004	UTILITIES	1,672	0	0	0
2005	TRAVEL	68,218	0	0	0
2007	RENT - MACHINE AND OTHER	5,327	0	0	0
2009	OTHER OPERATING EXPENSE	3,672,336	0	0	0
4000	GRANTS	145,899	0	0	0
5000	CAPITAL EXPENDITURES	46,252,686	47,788,794	50,493,183	23,425,171
<b>TOTAL, OOE's</b>		<b>\$53,747,489</b>	<b>\$47,788,794</b>	<b>50,493,183</b>	<b>23,425,171</b>
<b>MOF</b>					
<b>GENERAL REVENUE FUNDS</b>					
<b>Capital</b>					
<b>4-1-1 IMPROVEMENTS AND MAJOR REPAIRS</b>					
<b><u>General Budget</u></b>					

**802 Parks and Wildlife Department**

Category Code/Name		Est 2018	Bud 2019	BL 2020	BL 2021
<i>Project Sequence/Name</i>					
Goal/Obj/Str	Strategy Name				
<b>2.2. Construction and Major Repairs</b>					
1	General Revenue Fund	338,550	338,550	0	0
403	Capital Account	28,654,283	28,654,282	23,425,172	23,425,171
8016	URMFT	0	0	0	0
<b>TOTAL, GENERAL REVENUE FUNDS</b>		<b>\$28,992,833</b>	<b>\$28,992,832</b>	<b>23,425,172</b>	<b>23,425,171</b>
<b>GR DEDICATED</b>					
<b>Capital</b>					
<b>4-1-1 IMPROVEMENTS AND MAJOR REPAIRS</b>					
<b><u>General Budget</u></b>					
9	Game,Fish,Water Safety Ac	6,666,750	1,600,000	8,200,000	0
64	State Parks Acct	678,432	0	0	0
544	Lifetime Lic Endow Acct	3,500,000	0	0	0
<b>TOTAL, GR DEDICATED</b>		<b>\$10,845,182</b>	<b>\$1,600,000</b>	<b>8,200,000</b>	<b>0</b>
<b>FEDERAL FUNDS</b>					
<b>Capital</b>					
<b>4-1-1 IMPROVEMENTS AND MAJOR REPAIRS</b>					
<b><u>General Budget</u></b>					
555	Federal Funds	680,718	10,575,488	2,111,471	0
<b>TOTAL, FEDERAL FUNDS</b>		<b>\$680,718</b>	<b>\$10,575,488</b>	<b>2,111,471</b>	<b>0</b>
<b>OTHER FUNDS</b>					
<b>Capital</b>					
<b>4-1-1 IMPROVEMENTS AND MAJOR REPAIRS</b>					
<b><u>General Budget</u></b>					
666	Appropriated Receipts	4,330,464	1,009,177	11,171,962	0
777	Interagency Contracts	6,404,444	0	0	0
780	Bond Proceed-Gen Obligat	2,493,848	5,611,297	5,584,578	0
<b>TOTAL, OTHER FUNDS</b>		<b>\$13,228,756</b>	<b>\$6,620,474</b>	<b>16,756,540</b>	<b>0</b>

**802 Parks and Wildlife Department**

**Category Code/Name**

*Project Sequence/Name*

Goal/Obj/Str	Strategy Name	Est 2018	Bud 2019	BL 2020	BL 2021
<b>2.2. Construction and Major Repairs</b>					
<b>TOTAL, MOFs</b>		<b>\$53,747,489</b>	<b>\$47,788,794</b>	<b>\$50,493,183</b>	<b>\$23,425,171</b>

**5003 Repair or Rehabilitation of Buildings and Facilities**

**802 Parks and Wildlife Department**

Category Code/Name		Est 2018	Bud 2019	BL 2020	BL 2021
<i>Project Sequence/Name</i>					
Goal/Obj/Str	Strategy Name	Est 2018	Bud 2019	BL 2020	BL 2021
<b>3 3. Parks Minor Repair Program</b>					
<b>OOE</b>					
<b>Capital</b>					
<b>2-1-1 STATE PARK OPERATIONS</b>					
<b><u>General Budget</u></b>					
2009	OTHER OPERATING EXPENSE	9,221	0	0	0
<b>2-1-2 PARKS MINOR REPAIR PROGRAM</b>					
<b><u>General Budget</u></b>					
2009	OTHER OPERATING EXPENSE	4,348,799	4,290,000	4,289,800	4,289,800
5000	CAPITAL EXPENDITURES	90,181	0	0	0
<b>TOTAL, OOE's</b>		<b>\$4,448,201</b>	<b>\$4,290,000</b>	<b>4,289,800</b>	<b>4,289,800</b>
<b>MOF</b>					
<b>GENERAL REVENUE FUNDS</b>					
<b>Capital</b>					
<b>2-1-2 PARKS MINOR REPAIR PROGRAM</b>					
<b><u>General Budget</u></b>					
400	Sporting Good Tax-State	0	0	0	0
<b>TOTAL, GENERAL REVENUE FUNDS</b>		<b>\$0</b>	<b>\$0</b>	<b>0</b>	<b>0</b>
<b>GR DEDICATED</b>					
<b>Capital</b>					
<b>2-1-2 PARKS MINOR REPAIR PROGRAM</b>					
<b><u>General Budget</u></b>					
64	State Parks Acct	3,379,818	4,000,000	4,000,000	4,000,000
<b>TOTAL, GR DEDICATED</b>		<b>\$3,379,818</b>	<b>\$4,000,000</b>	<b>4,000,000</b>	<b>4,000,000</b>
<b>FEDERAL FUNDS</b>					



**802 Parks and Wildlife Department**

Category Code/Name

*Project Sequence/Name*

Goal/Obj/Str	Strategy Name	Est 2018	Bud 2019	BL 2020	BL 2021
<b>3.3. Parks Minor Repair Program</b>					
<b>Capital</b>					
<b>2-1-1 STATE PARK OPERATIONS</b>					
<b><u>General Budget</u></b>					
555	Federal Funds	9,221	0	0	0
<b>2-1-2 PARKS MINOR REPAIR PROGRAM</b>					
<b><u>General Budget</u></b>					
555	Federal Funds	748,144	0	0	0
	<b>TOTAL, FEDERAL FUNDS</b>	<b>\$757,365</b>	<b>\$0</b>	<b>0</b>	<b>0</b>
<b>OTHER FUNDS</b>					
<b>Capital</b>					
<b>2-1-2 PARKS MINOR REPAIR PROGRAM</b>					
<b><u>General Budget</u></b>					
666	Appropriated Receipts	311,018	290,000	289,800	289,800
	<b>TOTAL, OTHER FUNDS</b>	<b>\$311,018</b>	<b>\$290,000</b>	<b>289,800</b>	<b>289,800</b>
	<b>TOTAL, MOFs</b>	<b>\$4,448,201</b>	<b>\$4,290,000</b>	<b>4,289,800</b>	<b>4,289,800</b>

**5005 Acquisition of Information Resource Technologies**

**802 Parks and Wildlife Department**

**Category Code/Name**

*Project Sequence/Name*

Goal/Obj/Str	Strategy Name	Est 2018	Bud 2019	BL 2020	BL 2021
<b>4 4. Capital Information Technology</b>					
<b>OOE</b>					
<b>Capital</b>					
<b>1-1-1 WILDLIFE CONSERVATION</b>					
<b><u>General Budget</u></b>					
2009	OTHER OPERATING EXPENSE	610,276	0	0	0
<b>1-1-2 TECHNICAL GUIDANCE</b>					
<b><u>General Budget</u></b>					
2009	OTHER OPERATING EXPENSE	4,252	0	0	0
<b>1-2-1 INLAND FISHERIES MANAGEMENT</b>					
<b><u>General Budget</u></b>					
2009	OTHER OPERATING EXPENSE	1,156	0	0	0
<b>1-2-3 COASTAL FISHERIES MANAGEMENT</b>					
<b><u>General Budget</u></b>					
2009	OTHER OPERATING EXPENSE	4,669	0	0	0
5000	CAPITAL EXPENDITURES	22,000	0	0	0
<b>5-1-2 INFORMATION RESOURCES</b>					
<b><u>General Budget</u></b>					
2001	PROFESSIONAL FEES AND SERVICES	840,747	841,246	815,485	815,485
2004	UTILITIES	260,862	317,358	325,760	325,760
2009	OTHER OPERATING EXPENSE	511,952	440,000	457,359	457,359

**802 Parks and Wildlife Department**

Category Code/Name		Est 2018	Bud 2019	BL 2020	BL 2021
<i>Project Sequence/Name</i>					
Goal/Obj/Str	Strategy Name	Est 2018	Bud 2019	BL 2020	BL 2021
<b>4 4. Capital Information Technology</b>					
5000	CAPITAL EXPENDITURES	476,767	476,767	476,767	476,767
<b>Informational</b>					
<b>1-2-3 COASTAL FISHERIES MANAGEMENT</b>					
<b><u>General Budget</u></b>					
2009	OTHER OPERATING EXPENSE	8,329	0	0	0
<b>2-1-1 STATE PARK OPERATIONS</b>					
<b><u>General Budget</u></b>					
1001	SALARIES AND WAGES	214,738	82,563	0	0
1002	OTHER PERSONNEL COSTS	68,931	26,503	0	0
<b>2-1-3 PARKS SUPPORT</b>					
<b><u>General Budget</u></b>					
1001	SALARIES AND WAGES	50,073	19,523	0	0
1002	OTHER PERSONNEL COSTS	16,073	6,267	0	0
<b>4-1-3 INFRASTRUCTURE ADMINISTRATION</b>					
<b><u>General Budget</u></b>					
1001	SALARIES AND WAGES	41,449	0	0	0
1002	OTHER PERSONNEL COSTS	12,435	0	0	0
2009	OTHER OPERATING EXPENSE	7,320	0	0	0
<b>5-1-1 CENTRAL ADMINISTRATION</b>					
<b><u>General Budget</u></b>					

**802 Parks and Wildlife Department**

Category Code/Name		Est 2018	Bud 2019	BL 2020	BL 2021
<i>Project Sequence/Name</i>					
Goal/Obj/Str	Strategy Name				
<b>4 4. Capital Information Technology</b>					
1001	SALARIES AND WAGES	54,034	8,823	0	0
1002	OTHER PERSONNEL COSTS	15,724	2,832	0	0
<b>5-1-2 INFORMATION RESOURCES</b>					
<b><u>General Budget</u></b>					
1001	SALARIES AND WAGES	331,943	107,593	0	0
1002	OTHER PERSONNEL COSTS	89,022	29,032	0	0
2009	OTHER OPERATING EXPENSE	50,250	13,400	0	0
<b>TOTAL, OOE's</b>		<b>\$3,693,002</b>	<b>\$2,371,907</b>	<b>2,075,371</b>	<b>2,075,371</b>
<b>MOF</b>					
<b>GENERAL REVENUE FUNDS</b>					
<b>Capital</b>					
<b>5-1-2 INFORMATION RESOURCES</b>					
<b><u>General Budget</u></b>					
400	Sporting Good Tax-State	0	0	0	0
<b>TOTAL, GENERAL REVENUE FUNDS</b>		<b>\$0</b>	<b>\$0</b>	<b>0</b>	<b>0</b>
<b>GR DEDICATED</b>					
<b>Capital</b>					
<b>5-1-2 INFORMATION RESOURCES</b>					
<b><u>General Budget</u></b>					
9	Game,Fish,Water Safety Ac	1,077,566	1,076,908	1,076,908	1,076,908
64	State Parks Acct	998,463	998,463	998,463	998,463
<b>Informational</b>					
<b>1-2-3 COASTAL FISHERIES MANAGEMENT</b>					

**802 Parks and Wildlife Department**

Category Code/Name		Est 2018	Bud 2019	BL 2020	BL 2021
<i>Project Sequence/Name</i>					
Goal/Obj/Str	Strategy Name	Est 2018	Bud 2019	BL 2020	BL 2021
<b>4 4. Capital Information Technology</b>					
<b><u>General Budget</u></b>					
9	Game,Fish,Water Safety Ac	8,329	0	0	0
<b>2-1-1 STATE PARK OPERATIONS</b>					
<b><u>General Budget</u></b>					
64	State Parks Acct	283,669	109,066	0	0
<b>2-1-3 PARKS SUPPORT</b>					
<b><u>General Budget</u></b>					
64	State Parks Acct	66,146	25,790	0	0
<b>4-1-3 INFRASTRUCTURE ADMINISTRATION</b>					
<b><u>General Budget</u></b>					
9	Game,Fish,Water Safety Ac	9,793	0	0	0
64	State Parks Acct	51,411	0	0	0
<b>5-1-1 CENTRAL ADMINISTRATION</b>					
<b><u>General Budget</u></b>					
9	Game,Fish,Water Safety Ac	36,972	6,061	0	0
64	State Parks Acct	32,786	5,594	0	0
<b>5-1-2 INFORMATION RESOURCES</b>					
<b><u>General Budget</u></b>					
9	Game,Fish,Water Safety Ac	277,276	86,811	0	0
64	State Parks Acct	193,939	63,214	0	0
<b>TOTAL, GR DEDICATED</b>		<b>\$3,036,350</b>	<b>\$2,371,907</b>	<b>2,075,371</b>	<b>2,075,371</b>
<b>FEDERAL FUNDS</b>					
<b>Capital</b>					
<b>1-1-1 WILDLIFE CONSERVATION</b>					

**802 Parks and Wildlife Department**

Category Code/Name

*Project Sequence/Name*

Goal/Obj/Str	Strategy Name	Est 2018	Bud 2019	BL 2020	BL 2021
<b>4 4. Capital Information Technology</b>					
<b><u>General Budget</u></b>					
555	Federal Funds	610,276	0	0	0
<b>1-1-2 TECHNICAL GUIDANCE</b>					
<b><u>General Budget</u></b>					
555	Federal Funds	4,252	0	0	0
<b>1-2-1 INLAND FISHERIES MANAGEMENT</b>					
<b><u>General Budget</u></b>					
555	Federal Funds	1,156	0	0	0
<b>1-2-3 COASTAL FISHERIES MANAGEMENT</b>					
<b><u>General Budget</u></b>					
555	Federal Funds	26,669	0	0	0
<b>5-1-2 INFORMATION RESOURCES</b>					
<b><u>General Budget</u></b>					
555	Federal Funds	14,299	0	0	0
<b>TOTAL, FEDERAL FUNDS</b>		<b>\$656,652</b>	<b>\$0</b>	<b>0</b>	<b>0</b>
<b>TOTAL, MOFs</b>		<b>\$3,693,002</b>	<b>\$2,371,907</b>	<b>2,075,371</b>	<b>2,075,371</b>

**5006 Transportation Items**

**802 Parks and Wildlife Department**

Category Code/Name		Est 2018	Bud 2019	BL 2020	BL 2021
<i>Project Sequence/Name</i>					
Goal/Obj/Str	Strategy Name	Est 2018	Bud 2019	BL 2020	BL 2021
<b>5.5. Capital Transportation</b>					
<b>OOE</b>					
<b>Capital</b>					
<b>1-1-1 WILDLIFE CONSERVATION</b>					
<b><u>General Budget</u></b>					
5000	CAPITAL EXPENDITURES	1,817,556	534,161	409,161	409,161
<b>1-2-1 INLAND FISHERIES MANAGEMENT</b>					
<b><u>General Budget</u></b>					
5000	CAPITAL EXPENDITURES	410,995	380,000	380,000	380,000
<b>1-2-2 INLAND HATCHERIES OPERATIONS</b>					
<b><u>General Budget</u></b>					
5000	CAPITAL EXPENDITURES	113,005	144,000	169,788	169,788
<b>1-2-3 COASTAL FISHERIES MANAGEMENT</b>					
<b><u>General Budget</u></b>					
5000	CAPITAL EXPENDITURES	220,716	143,285	143,285	143,285
<b>2-1-1 STATE PARK OPERATIONS</b>					
<b><u>General Budget</u></b>					
5000	CAPITAL EXPENDITURES	1,374,841	1,200,000	1,200,000	1,200,000
<b>3-1-1 ENFORCEMENT PROGRAMS</b>					
<b><u>General Budget</u></b>					
2009	OTHER OPERATING EXPENSE	66,945	0	0	0

**802 Parks and Wildlife Department**

Category Code/Name		Est 2018	Bud 2019	BL 2020	BL 2021
<i>Project Sequence/Name</i>					
Goal/Obj/Str	Strategy Name	Est 2018	Bud 2019	BL 2020	BL 2021
<b>5.5. Capital Transportation</b>					
5000	CAPITAL EXPENDITURES	14,037,000	4,551,658	4,823,658	4,823,658
<b>3-2-1 OUTREACH AND EDUCATION</b>					
<u>General Budget</u>					
5000	CAPITAL EXPENDITURES	31,000	0	0	0
<b>3-2-2 PROVIDE COMMUNICATION PRODUCTS</b>					
<u>General Budget</u>					
5000	CAPITAL EXPENDITURES	20,558	17,959	17,959	17,959
<b>4-1-3 INFRASTRUCTURE ADMINISTRATION</b>					
<u>General Budget</u>					
5000	CAPITAL EXPENDITURES	199,000	199,000	201,788	201,788
<b>TOTAL, OOE's</b>		<b>\$18,291,616</b>	<b>\$7,170,063</b>	<b>7,345,639</b>	<b>7,345,639</b>
<b>MOF</b>					
<b>GENERAL REVENUE FUNDS</b>					
<b>Capital</b>					
<b>1-2-1 INLAND FISHERIES MANAGEMENT</b>					
<u>General Budget</u>					
8016	URMFT	112,000	112,000	112,000	112,000
<b>2-1-1 STATE PARK OPERATIONS</b>					
<u>General Budget</u>					
400	Sporting Good Tax-State	1,200,000	1,200,000	1,200,000	1,200,000
<b>3-1-1 ENFORCEMENT PROGRAMS</b>					
<u>General Budget</u>					



**802 Parks and Wildlife Department**

Category Code/Name		Est 2018	Bud 2019	BL 2020	BL 2021
<i>Project Sequence/Name</i>					
Goal/Obj/Str	Strategy Name	Est 2018	Bud 2019	BL 2020	BL 2021
<b>5.5. Capital Transportation</b>					
1	General Revenue Fund	5,044,000	500,000	772,000	772,000
8016	URMFT	978,960	978,960	978,960	978,960
<b>TOTAL, GENERAL REVENUE FUNDS</b>		<b>\$7,334,960</b>	<b>\$2,790,960</b>	<b>3,062,960</b>	<b>3,062,960</b>
<b>GR DEDICATED</b>					
<b>Capital</b>					
<b>1-1-1 WILDLIFE CONSERVATION</b>					
<b><u>General Budget</u></b>					
9	Game,Fish,Water Safety Ac	534,161	534,161	409,161	409,161
<b>1-2-1 INLAND FISHERIES MANAGEMENT</b>					
<b><u>General Budget</u></b>					
9	Game,Fish,Water Safety Ac	298,995	268,000	268,000	268,000
<b>1-2-2 INLAND HATCHERIES OPERATIONS</b>					
<b><u>General Budget</u></b>					
9	Game,Fish,Water Safety Ac	113,005	144,000	169,788	169,788
<b>1-2-3 COASTAL FISHERIES MANAGEMENT</b>					
<b><u>General Budget</u></b>					
9	Game,Fish,Water Safety Ac	143,285	143,285	143,285	143,285
<b>3-1-1 ENFORCEMENT PROGRAMS</b>					
<b><u>General Budget</u></b>					
9	Game,Fish,Water Safety Ac	3,197,698	3,072,698	3,072,698	3,072,698
544	Lifetime Lic Endow Acct	4,000,000	0	0	0
<b>3-2-2 PROVIDE COMMUNICATION PRODUCTS</b>					
<b><u>General Budget</u></b>					
9	Game,Fish,Water Safety Ac	10,237	10,237	10,237	10,237

**802 Parks and Wildlife Department**

Category Code/Name		Est 2018	Bud 2019	BL 2020	BL 2021
Project Sequence/Name					
Goal/Obj/Str	Strategy Name				
<b>5.5. Capital Transportation</b>					
64	State Parks Acct	7,722	7,722	7,722	7,722
<b>4-1-3 INFRASTRUCTURE ADMINISTRATION</b>					
<b><u>General Budget</u></b>					
9	Game,Fish,Water Safety Ac	31,840	31,840	32,286	32,286
64	State Parks Acct	167,160	167,160	169,502	169,502
<b>TOTAL, GR DEDICATED</b>		<b>\$8,504,103</b>	<b>\$4,379,103</b>	<b>4,282,679</b>	<b>4,282,679</b>
<b>FEDERAL FUNDS</b>					
<b>Capital</b>					
<b>1-1-1 WILDLIFE CONSERVATION</b>					
<b><u>General Budget</u></b>					
555	Federal Funds	1,277,702	0	0	0
<b>1-2-3 COASTAL FISHERIES MANAGEMENT</b>					
<b><u>General Budget</u></b>					
555	Federal Funds	71,409	0	0	0
<b>2-1-1 STATE PARK OPERATIONS</b>					
<b><u>General Budget</u></b>					
555	Federal Funds	172,715	0	0	0
<b>3-1-1 ENFORCEMENT PROGRAMS</b>					
<b><u>General Budget</u></b>					
555	Federal Funds	826,706	0	0	0
<b>3-2-1 OUTREACH AND EDUCATION</b>					
<b><u>General Budget</u></b>					
555	Federal Funds	31,000	0	0	0
<b>TOTAL, FEDERAL FUNDS</b>		<b>\$2,379,532</b>	<b>\$0</b>	<b>0</b>	<b>0</b>

**802 Parks and Wildlife Department**

**Category Code/Name**

*Project Sequence/Name*

Goal/Obj/Str	Strategy Name	Est 2018	Bud 2019	BL 2020	BL 2021
<b>5.5. Capital Transportation</b>					
<b>OTHER FUNDS</b>					
<b>Capital</b>					
<b>1-1-1 WILDLIFE CONSERVATION</b>					
<b><u>General Budget</u></b>					
666	Appropriated Receipts	5,693	0	0	0
<b>1-2-3 COASTAL FISHERIES MANAGEMENT</b>					
<b><u>General Budget</u></b>					
666	Appropriated Receipts	6,022	0	0	0
<b>2-1-1 STATE PARK OPERATIONS</b>					
<b><u>General Budget</u></b>					
666	Appropriated Receipts	2,126	0	0	0
<b>3-1-1 ENFORCEMENT PROGRAMS</b>					
<b><u>General Budget</u></b>					
666	Appropriated Receipts	56,581	0	0	0
<b>3-2-2 PROVIDE COMMUNICATION PRODUCTS</b>					
<b><u>General Budget</u></b>					
666	Appropriated Receipts	2,599	0	0	0
<b>TOTAL, OTHER FUNDS</b>		<b>\$73,021</b>	<b>\$0</b>	<b>0</b>	<b>0</b>
<b>TOTAL, MOFs</b>		<b>\$18,291,616</b>	<b>\$7,170,063</b>	<b>7,345,639</b>	<b>7,345,639</b>

**5007 Acquisition of Capital Equipment and Items**

**802 Parks and Wildlife Department**

Category Code/Name		Est 2018	Bud 2019	BL 2020	BL 2021
<i>Project Sequence/Name</i>					
Goal/Obj/Str	Strategy Name	Est 2018	Bud 2019	BL 2020	BL 2021
<b>6 6. Capital Equipment</b>					
<b>OOE</b>					
<b>Capital</b>					
<b>1-1-1 WILDLIFE CONSERVATION</b>					
<b><u>General Budget</u></b>					
5000	CAPITAL EXPENDITURES	583,434	125,000	250,000	250,000
<b>1-2-1 INLAND FISHERIES MANAGEMENT</b>					
<b><u>General Budget</u></b>					
5000	CAPITAL EXPENDITURES	62,500	62,500	62,500	62,500
<b>1-2-2 INLAND HATCHERIES OPERATIONS</b>					
<b><u>General Budget</u></b>					
5000	CAPITAL EXPENDITURES	245,142	245,142	219,354	219,354
<b>1-2-3 COASTAL FISHERIES MANAGEMENT</b>					
<b><u>General Budget</u></b>					
2009	OTHER OPERATING EXPENSE	7,000	0	0	0
5000	CAPITAL EXPENDITURES	113,588	113,132	57,532	57,532
<b>1-2-4 COASTAL HATCHERIES OPERATIONS</b>					
<b><u>General Budget</u></b>					
5000	CAPITAL EXPENDITURES	48,500	0	0	0
<b>2-1-1 STATE PARK OPERATIONS</b>					
<b><u>General Budget</u></b>					

**802 Parks and Wildlife Department**

Category Code/Name		Est 2018	Bud 2019	BL 2020	BL 2021
<i>Project Sequence/Name</i>					
Goal/Obj/Str	Strategy Name	Est 2018	Bud 2019	BL 2020	BL 2021
<b>6 6. Capital Equipment</b>					
5000	CAPITAL EXPENDITURES	851,831	749,089	749,089	749,089
<b>3-1-1 ENFORCEMENT PROGRAMS</b>					
<u>General Budget</u>					
2009	OTHER OPERATING EXPENSE	39,025	0	0	0
5000	CAPITAL EXPENDITURES	420,253	0	2,096,000	2,096,000
<b>3-2-1 OUTREACH AND EDUCATION</b>					
<u>General Budget</u>					
5000	CAPITAL EXPENDITURES	5,500	0	0	0
<b>3-2-2 PROVIDE COMMUNICATION PRODUCTS</b>					
<u>General Budget</u>					
5000	CAPITAL EXPENDITURES	15,500	15,500	15,500	15,500
<b>TOTAL, OOE's</b>		<b>\$2,392,273</b>	<b>\$1,310,363</b>	<b>3,449,975</b>	<b>3,449,975</b>
<b>MOF</b>					
<b>GENERAL REVENUE FUNDS</b>					
<b>Capital</b>					
<b>1-2-1 INLAND FISHERIES MANAGEMENT</b>					
<u>General Budget</u>					
8016	URMFT	15,500	15,500	15,500	15,500
<b>1-2-3 COASTAL FISHERIES MANAGEMENT</b>					
<u>General Budget</u>					
8016	URMFT	55,600	55,600	0	0

**802 Parks and Wildlife Department**

Category Code/Name

*Project Sequence/Name*

Goal/Obj/Str	Strategy Name	Est 2018	Bud 2019	BL 2020	BL 2021
<b>6 6. Capital Equipment</b>					
<b>2-1-1 STATE PARK OPERATIONS</b>					
<b><u>General Budget</u></b>					
400	Sporting Good Tax-State	749,089	749,089	749,089	749,089
<b>3-1-1 ENFORCEMENT PROGRAMS</b>					
<b><u>General Budget</u></b>					
1	General Revenue Fund	192,000	0	2,096,000	2,096,000
8016	URMFT	0	0	0	0
<b>TOTAL, GENERAL REVENUE FUNDS</b>		<b>\$1,012,189</b>	<b>\$820,189</b>	<b>2,860,589</b>	<b>2,860,589</b>
<b>GR DEDICATED</b>					
<b>Capital</b>					
<b>1-1-1 WILDLIFE CONSERVATION</b>					
<b><u>General Budget</u></b>					
9	Game,Fish,Water Safety Ac	152,825	125,000	250,000	250,000
<b>1-2-1 INLAND FISHERIES MANAGEMENT</b>					
<b><u>General Budget</u></b>					
9	Game,Fish,Water Safety Ac	47,000	47,000	47,000	47,000
<b>1-2-2 INLAND HATCHERIES OPERATIONS</b>					
<b><u>General Budget</u></b>					
9	Game,Fish,Water Safety Ac	245,142	245,142	219,354	219,354
<b>1-2-3 COASTAL FISHERIES MANAGEMENT</b>					
<b><u>General Budget</u></b>					
9	Game,Fish,Water Safety Ac	57,532	57,532	57,532	57,532
<b>3-2-2 PROVIDE COMMUNICATION PRODUCTS</b>					

**802 Parks and Wildlife Department**

Category Code/Name

*Project Sequence/Name*

Goal/Obj/Str	Strategy Name	Est 2018	Bud 2019	BL 2020	BL 2021
<b>6 6. Capital Equipment</b>					
<b><u>General Budget</u></b>					
9	Game,Fish,Water Safety Ac	8,835	8,835	8,835	8,835
64	State Parks Acct	6,665	6,665	6,665	6,665
<b>TOTAL, GR DEDICATED</b>		<b>\$517,999</b>	<b>\$490,174</b>	<b>589,386</b>	<b>589,386</b>
<b>FEDERAL FUNDS</b>					
<b>Capital</b>					
<b>1-1-1 WILDLIFE CONSERVATION</b>					
<b><u>General Budget</u></b>					
555	Federal Funds	428,475	0	0	0
<b>1-2-3 COASTAL FISHERIES MANAGEMENT</b>					
<b><u>General Budget</u></b>					
555	Federal Funds	7,000	0	0	0
<b>1-2-4 COASTAL HATCHERIES OPERATIONS</b>					
<b><u>General Budget</u></b>					
555	Federal Funds	48,500	0	0	0
<b>2-1-1 STATE PARK OPERATIONS</b>					
<b><u>General Budget</u></b>					
555	Federal Funds	97,980	0	0	0
<b>3-1-1 ENFORCEMENT PROGRAMS</b>					
<b><u>General Budget</u></b>					
555	Federal Funds	267,278	0	0	0
<b>3-2-1 OUTREACH AND EDUCATION</b>					
<b><u>General Budget</u></b>					

**802 Parks and Wildlife Department**

Category Code/Name

*Project Sequence/Name*

Goal/Obj/Str	Strategy Name	Est 2018	Bud 2019	BL 2020	BL 2021
<b>6 6. Capital Equipment</b>					
555	Federal Funds	5,500	0	0	0
	<b>TOTAL, FEDERAL FUNDS</b>	<b>\$854,733</b>	<b>\$0</b>	<b>0</b>	<b>0</b>
<b>OTHER FUNDS</b>					
<b>Capital</b>					
<b>1-1-1 WILDLIFE CONSERVATION</b>					
<b><u>General Budget</u></b>					
666	Appropriated Receipts	2,134	0	0	0
<b>1-2-3 COASTAL FISHERIES MANAGEMENT</b>					
<b><u>General Budget</u></b>					
666	Appropriated Receipts	456	0	0	0
<b>2-1-1 STATE PARK OPERATIONS</b>					
<b><u>General Budget</u></b>					
666	Appropriated Receipts	4,762	0	0	0
	<b>TOTAL, OTHER FUNDS</b>	<b>\$7,352</b>	<b>\$0</b>	<b>0</b>	<b>0</b>
	<b>TOTAL, MOFs</b>	<b>\$2,392,273</b>	<b>\$1,310,363</b>	<b>3,449,975</b>	<b>3,449,975</b>

**5008 Other Lease Payments to the Master Lease Purchase Program (MLPP)**



**802 Parks and Wildlife Department**

Category Code/Name

*Project Sequence/Name*

Goal/Obj/Str	Strategy Name	Est 2018	Bud 2019	BL 2020	BL 2021
<b>7 7. Master Lease Purchase Program</b>					
<b>OOE</b>					
<b>Capital</b>					
<b>4-1-1 IMPROVEMENTS AND MAJOR REPAIRS</b>					
<b><u>General Budget</u></b>					
5000	CAPITAL EXPENDITURES	70,994	70,382	69,739	0
<b>TOTAL, OOE's</b>		<b>\$70,994</b>	<b>\$70,382</b>	<b>69,739</b>	<b>0</b>
<b>MOF</b>					
<b>GENERAL REVENUE FUNDS</b>					
<b>Capital</b>					
<b>4-1-1 IMPROVEMENTS AND MAJOR REPAIRS</b>					
<b><u>General Budget</u></b>					
1	General Revenue Fund	0	0	69,739	0
<b>TOTAL, GENERAL REVENUE FUNDS</b>		<b>\$0</b>	<b>\$0</b>	<b>69,739</b>	<b>0</b>
<b>GR DEDICATED</b>					
<b>Capital</b>					
<b>4-1-1 IMPROVEMENTS AND MAJOR REPAIRS</b>					
<b><u>General Budget</u></b>					
9	Game,Fish,Water Safety Ac	40,467	40,118	0	0
64	State Parks Acct	30,527	30,264	0	0
<b>TOTAL, GR DEDICATED</b>		<b>\$70,994</b>	<b>\$70,382</b>	<b>0</b>	<b>0</b>
<b>TOTAL, MOF's</b>		<b>\$70,994</b>	<b>\$70,382</b>	<b>69,739</b>	<b>0</b>

**7000 Data Center Consolidation**

**802 Parks and Wildlife Department**

Category Code/Name

*Project Sequence/Name*

Goal/Obj/Str	Strategy Name	Est 2018	Bud 2019	BL 2020	BL 2021
<b>8 8. Data Center Consolidation</b>					
<b>OOE</b>					
<b>Capital</b>					
<b>5-1-2 INFORMATION RESOURCES</b>					
<b><u>General Budget</u></b>					
2001	PROFESSIONAL FEES AND SERVICES	4,690,319	4,701,727	4,696,023	4,696,023
<b>TOTAL, OOE's</b>		<b>\$4,690,319</b>	<b>\$4,701,727</b>	<b>4,696,023</b>	<b>4,696,023</b>
<b>MOF</b>					
<b>GR DEDICATED</b>					
<b>Capital</b>					
<b>5-1-2 INFORMATION RESOURCES</b>					
<b><u>General Budget</u></b>					
9	Game,Fish,Water Safety Ac	2,306,932	2,312,543	2,309,738	2,309,738
64	State Parks Acct	2,383,387	2,389,184	2,386,285	2,386,285
<b>TOTAL, GR DEDICATED</b>		<b>\$4,690,319</b>	<b>\$4,701,727</b>	<b>4,696,023</b>	<b>4,696,023</b>
<b>TOTAL, MOF's</b>		<b>\$4,690,319</b>	<b>\$4,701,727</b>	<b>4,696,023</b>	<b>4,696,023</b>

**8000 Centralized Accounting and Payroll/Personnel System (CAPPS)**

**802 Parks and Wildlife Department**

Category Code/Name

*Project Sequence/Name*

Goal/Obj/Str	Strategy Name	Est 2018	Bud 2019	BL 2020	BL 2021
<b>9 9. CAPPS Statewide ERP System</b>					
<b>OOE</b>					
<b>Capital</b>					
<b>5-1-1 CENTRAL ADMINISTRATION</b>					
<b><u>General Budget</u></b>					
1001	SALARIES AND WAGES	173,320	149,966	240,977	240,977
1002	OTHER PERSONNEL COSTS	2,405	0	0	0
2004	UTILITIES	200	0	0	0
2005	TRAVEL	6,000	0	0	0
2009	OTHER OPERATING EXPENSE	89,195	0	0	0
<b>5-1-2 INFORMATION RESOURCES</b>					
<b><u>General Budget</u></b>					
1001	SALARIES AND WAGES	23,119	0	0	0
1002	OTHER PERSONNEL COSTS	837	0	0	0
2009	OTHER OPERATING EXPENSE	356,913	0	0	0
5000	CAPITAL EXPENDITURES	0	0	0	0
<b>TOTAL, OOE's</b>		<b>\$651,989</b>	<b>\$149,966</b>	<b>240,977</b>	<b>240,977</b>
<b>MOF</b>					
<b>GENERAL REVENUE FUNDS</b>					
<b>Capital</b>					
<b>5-1-1 CENTRAL ADMINISTRATION</b>					
<b><u>General Budget</u></b>					

**802 Parks and Wildlife Department**

Category Code/Name		Est 2018	Bud 2019	BL 2020	BL 2021
<i>Project Sequence/Name</i>					
Goal/Obj/Str	Strategy Name	Est 2018	Bud 2019	BL 2020	BL 2021
<b>9 9. CAPPS Statewide ERP System</b>					
1	General Revenue Fund	271,120	149,966	240,977	240,977
<b>5-1-2 INFORMATION RESOURCES</b>					
<b><u>General Budget</u></b>					
1	General Revenue Fund	380,869	0	0	0
<b>TOTAL, GENERAL REVENUE FUNDS</b>		<b>\$651,989</b>	<b>\$149,966</b>	<b>240,977</b>	<b>240,977</b>
<b>TOTAL, MOFs</b>		<b>\$651,989</b>	<b>\$149,966</b>	<b>240,977</b>	<b>240,977</b>

**802 Parks and Wildlife Department**

	<b>Est 2018</b>	<b>Bud 2019</b>	<b>BL 2020</b>	<b>BL 2021</b>
<b>CAPITAL</b>				
<b><u>General Budget</u></b>				
GENERAL REVENUE FUNDS	\$37,991,971	\$32,753,947	29,659,437	29,589,697
GR DEDICATED	\$30,584,444	\$17,316,757	23,843,459	15,643,459
FEDERAL FUNDS	\$9,774,948	\$10,575,488	2,111,471	0
OTHER FUNDS	\$13,733,363	\$6,910,474	17,046,340	289,800
<b>TOTAL, GENERAL BUDGET</b>	<b>92,084,726</b>	<b>67,556,666</b>	<b>72,660,707</b>	<b>45,522,956</b>
<b>INFORMATIONAL</b>				
<b><u>General Budget</u></b>				
GR DEDICATED	\$960,321	\$296,536	0	0
<b>TOTAL, GENERAL BUDGET</b>	<b>960,321</b>	<b>296,536</b>	<b>0</b>	<b>0</b>
<b>TOTAL, ALL PROJECTS</b>	<b>\$93,045,047</b>	<b>\$67,853,202</b>	<b>72,660,707</b>	<b>45,522,956</b>

This page is intentionally blank.

**Capital Budget Project Schedule - Exceptional**  
 86th Regular Session, Agency Submission, Version 1  
 Automated Budget and Evaluation System of Texas (ABEST)

8/27/2018 1:15:09PM

**802 Parks and Wildlife Department**

Category Code / Category Name		Excp 2020	Excp 2021
<i>Project Number / Name</i>			
OOE / TOF / MOF CODE			
5002	Construction of Buildings and Facilities		
	<u>2</u> <u>2. Construction and Major Repairs</u>		
	<b>Objects of Expense</b>		
	5000 CAPITAL EXPENDITURES	146,174,679	15,905,804
	<b>Subtotal OOE, Project</b> 2	<b>146,174,679</b>	<b>15,905,804</b>
	<b>Type of Financing</b>		
CA	1 General Revenue Fund	109,000,000	0
CA	9 Game,Fish,Water Safety Ac	7,700,000	0
CA	64 State Parks Acct	16,925,000	2,500,000
CA	403 Capital Account	7,326,296	7,182,421
CA	8016 URMFT	5,223,383	6,223,383
	<b>Subtotal TOF, Project</b> 2	<b>146,174,679</b>	<b>15,905,804</b>
	<b>Subtotal Category</b> <b>5002</b>	<b>146,174,679</b>	<b>15,905,804</b>
5003	Repair or Rehabilitation of Buildings and Facilities		
	<u>3</u> <u>3. Parks Minor Repair Program</u>		
	<b>Objects of Expense</b>		
	2009 OTHER OPERATING EXPENSE	400,000	400,000
	<b>Subtotal OOE, Project</b> 3	<b>400,000</b>	<b>400,000</b>
	<b>Type of Financing</b>		
CA	400 Sporting Good Tax-State	400,000	400,000
	<b>Subtotal TOF, Project</b> 3	<b>400,000</b>	<b>400,000</b>
	<b>Subtotal Category</b> <b>5003</b>	<b>400,000</b>	<b>400,000</b>
5005	Acquisition of Information Resource Technologies		

**Capital Budget Project Schedule - Exceptional**  
 86th Regular Session, Agency Submission, Version 1  
 Automated Budget and Evaluation System of Texas (ABEST)

8/27/2018 1:15:09PM

**802 Parks and Wildlife Department**

Category Code / Category Name		Excp 2020	Excp 2021
<i>Project Number / Name</i>			
OOE / TOF / MOF CODE		Excp 2020	Excp 2021
<u>4</u> <b>4. Capital Information Technology</b>			
<b>Objects of Expense</b>			
5000 CAPITAL EXPENDITURES		48,902	4,900
<b>Subtotal OOE, Project</b>	<b>4</b>	<b>48,902</b>	<b>4,900</b>
<b>Type of Financing</b>			
CA 400 Sporting Good Tax-State		48,902	4,900
<b>Subtotal TOF, Project</b>	<b>4</b>	<b>48,902</b>	<b>4,900</b>
<b>Subtotal Category</b>	<b>5005</b>	<b>48,902</b>	<b>4,900</b>
5006 Transportation Items			
<u>5</u> <b>5. Capital Transportation</b>			
<b>Objects of Expense</b>			
5000 CAPITAL EXPENDITURES		13,500,000	1,560,917
<b>Subtotal OOE, Project</b>	<b>5</b>	<b>13,500,000</b>	<b>1,560,917</b>
<b>Type of Financing</b>			
CA 1 General Revenue Fund		12,000,000	0
CA 400 Sporting Good Tax-State		1,500,000	1,560,917
<b>Subtotal TOF, Project</b>	<b>5</b>	<b>13,500,000</b>	<b>1,560,917</b>
<b>Subtotal Category</b>	<b>5006</b>	<b>13,500,000</b>	<b>1,560,917</b>
5007 Acquisition of Capital Equipment and Items			
<u>6</u> <b>6. Capital Equipment</b>			
<b>Objects of Expense</b>			
5000 CAPITAL EXPENDITURES		1,707,473	713,174
<b>Subtotal OOE, Project</b>	<b>6</b>	<b>1,707,473</b>	<b>713,174</b>



**Capital Budget Project Schedule - Exceptional**  
 86th Regular Session, Agency Submission, Version 1  
 Automated Budget and Evaluation System of Texas (ABEST)

8/27/2018 1:15:09PM

**802 Parks and Wildlife Department**

Category Code / Category Name		Excp 2020	Excp 2021
	<i>Project Number / Name</i>		
OOE / TOF / MOF CODE			
<b>Type of Financing</b>			
CA	400 Sporting Good Tax-State	351,536	357,236
CA	8016 URMFT	1,355,937	355,938
<b>Subtotal TOF, Project</b>	<b>6</b>	<b>1,707,473</b>	<b>713,174</b>
<b>Subtotal Category</b>	<b>5007</b>	<b>1,707,473</b>	<b>713,174</b>
8000 Centralized Accounting and Payroll/Personnel System (CAPPS)			
<u>9. CAPPS Statewide ERP System</u>			
<b>Objects of Expense</b>			
	1001 SALARIES AND WAGES	463,725	496,012
	1002 OTHER PERSONNEL COSTS	3,523	3,685
	2004 UTILITIES	3,850	0
	2005 TRAVEL	274,400	0
	2009 OTHER OPERATING EXPENSE	743,273	207,552
	5000 CAPITAL EXPENDITURES	16,344	0
<b>Subtotal OOE, Project</b>	<b>9</b>	<b>1,505,115</b>	<b>707,249</b>
<b>Type of Financing</b>			
CA	1 General Revenue Fund	1,505,115	707,249
<b>Subtotal TOF, Project</b>	<b>9</b>	<b>1,505,115</b>	<b>707,249</b>
<b>Subtotal Category</b>	<b>8000</b>	<b>1,505,115</b>	<b>707,249</b>
<b>AGENCY TOTAL</b>		<b>163,336,169</b>	<b>19,292,044</b>

**Capital Budget Project Schedule - Exceptional**  
 86th Regular Session, Agency Submission, Version 1  
 Automated Budget and Evaluation System of Texas (ABEST)

8/27/2018 1:15:09PM

---

**802 Parks and Wildlife Department**

Category Code / Category Name <i>Project Number / Name</i>	Excp 2020	Excp 2021
OOE / TOF / MOF CODE		
<b>METHOD OF FINANCING:</b>		
1 General Revenue Fund	122,505,115	707,249
9 Game,Fish,Water Safety Ac	7,700,000	0
64 State Parks Acct	16,925,000	2,500,000
400 Sporting Good Tax-State	2,300,438	2,323,053
403 Capital Account	7,326,296	7,182,421
8016 URMFT	6,579,320	6,579,321
<b>Total, Method of Financing</b>	<b>163,336,169</b>	<b>19,292,044</b>
<b>TYPE OF FINANCING:</b>		
CA CURRENT APPROPRIATIONS	163,336,169	19,292,044
<b>Total,Type of Financing</b>	<b>163,336,169</b>	<b>19,292,044</b>

**Capital Budget Allocation to Strategies by Project - Exceptional**  
 86th Regular Session, Agency Submission, Version 1  
 Automated Budget and Evaluation System of Texas (ABEST)

8/27/2018 1:15:09PM

**802 Parks and Wildlife Department**

**Category Code/Name**

**Project Number/Name**

<b>Goal/Obj/Str</b>	<b>Strategy Name</b>	<b>Excp 2020</b>	<b>Excp 2021</b>
5002 Construction of Buildings and Facilities			
2	2. Construction and Major Repairs		
4 1 1	IMPROVEMENTS AND MAJOR REPAIRS	146,174,679	15,905,804
	TOTAL, PROJECT	146,174,679	15,905,804
5003 Repair or Rehabilitation of Buildings and Facilities			
3	3. Parks Minor Repair Program		
2 1 2	PARKS MINOR REPAIR PROGRAM	400,000	400,000
	TOTAL, PROJECT	400,000	400,000
5005 Acquisition of Information Resource Technologies			
4	4. Capital Information Technology		
5 1 2	INFORMATION RESOURCES	48,902	4,900
	TOTAL, PROJECT	48,902	4,900
5006 Transportation Items			
5	5. Capital Transportation		
2 1 1	STATE PARK OPERATIONS	1,500,000	1,560,917
3 1 1	ENFORCEMENT PROGRAMS	12,000,000	0
	TOTAL, PROJECT	13,500,000	1,560,917
5007 Acquisition of Capital Equipment and Items			
6	6. Capital Equipment		
2 1 1	STATE PARK OPERATIONS	351,536	357,236

**Capital Budget Allocation to Strategies by Project - Exceptional**  
 86th Regular Session, Agency Submission, Version 1  
 Automated Budget and Evaluation System of Texas (ABEST)

8/27/2018 1:15:09PM

---

**802 Parks and Wildlife Department**

**Category Code/Name**

**Project Number/Name**

Goal/Obj/Str	Strategy Name	Excp 2020	Excp 2021
3 1 1	ENFORCEMENT PROGRAMS	1,355,937	355,938
	TOTAL, PROJECT	1,707,473	713,174
<hr/>			
8000 Centralized Accounting and Payroll/Personnel System (CAPPS)			
9	9. CAPPS Statewide ERP System		
5 1 1	CENTRAL ADMINISTRATION	366,863	366,863
5 1 1	CENTRAL ADMINISTRATION	3,039	3,039
5 1 1	CENTRAL ADMINISTRATION	3,850	0
5 1 1	CENTRAL ADMINISTRATION	274,400	0
5 1 1	CENTRAL ADMINISTRATION	87,115	12,128
5 1 2	INFORMATION RESOURCES	96,862	129,149
5 1 2	INFORMATION RESOURCES	484	646
5 1 2	INFORMATION RESOURCES	656,158	195,424
5 1 2	INFORMATION RESOURCES	16,344	0
	TOTAL, PROJECT	1,505,115	707,249
	<b>TOTAL, ALL PROJECTS</b>	<b>163,336,169</b>	<b>19,292,044</b>

**TAB PLACEHOLDER**

**Support Schedules**



**6.A. Historically Underutilized Business Supporting Schedule**  
 86th Regular Session, Agency Submission, Version 1  
 Automated Budget and Evaluation System of Texas (ABEST)

Date: **8/27/2018**  
 Time: **1:15:09PM**

Agency Code: **802**      Agency: **Parks and Wildlife Department**

COMPARISON TO STATEWIDE HUB PROCUREMENT GOALS

**A. Fiscal Year 2016 - 2017 HUB Expenditure Information**

Statewide HUB Goals	Procurement Category	% Goal	<u>HUB Expenditures FY 2016</u>			Total Expenditures FY 2016		<u>HUB Expenditures FY 2017</u>			Total Expenditures FY 2017
			% Actual	Diff	Actual \$	% Goal	% Actual	Diff	Actual \$		
11.2%	Heavy Construction	11.2 %	20.6%	9.4%	\$1,234,851	\$5,982,428	11.2 %	22.3%	11.1%	\$1,806,469	\$8,084,535
21.1%	Building Construction	21.1 %	45.9%	24.8%	\$3,983,668	\$8,684,574	16.9 %	14.3%	-2.6%	\$1,947,982	\$13,619,159
32.9%	Special Trade	32.9 %	59.5%	26.6%	\$2,765,253	\$4,643,897	32.9 %	41.6%	8.7%	\$1,756,208	\$4,218,053
23.7%	Professional Services	23.7 %	47.9%	24.2%	\$197,020	\$411,525	23.7 %	40.3%	16.6%	\$1,157,074	\$2,871,099
26.0%	Other Services	26.0 %	12.7%	-13.3%	\$2,564,454	\$20,145,331	11.6 %	13.8%	2.2%	\$3,595,674	\$26,044,466
21.1%	Commodities	21.1 %	25.7%	4.6%	\$6,875,905	\$26,728,463	20.4 %	25.5%	5.1%	\$6,848,585	\$26,884,948
	<b>Total Expenditures</b>		<b>26.5%</b>		<b>\$17,621,151</b>	<b>\$66,596,218</b>		<b>20.9%</b>		<b>\$17,111,992</b>	<b>\$81,722,260</b>

**B. Assessment of Fiscal Year 2016 - 2017 Efforts to Meet HUB Procurement Goals**

**Attainment:**

The agency attained five of the six applicable statewide HUB procurement goals in FY2016 and five of six TPWD HUB Goals.

The agency attained four of the six applicable statewide HUB procurement goals in FY2017 and five of six TPWD HUB Goals.

**Applicability:**

All categories are applicable to agency operations.

**Factors Affecting Attainment:**

Commodities: Fuel utilizing the Voyager Fuel card accounted for \$3,749,123 or 14.03% of TPWD HUB reportable expenditures in FY16 and \$4,070,322 or 15.14% in FY17 under the Commodities category. Payments are made under the Voyager vendor ID number therefore TPWD is unable to account for HUB vendors that were used when payment was made by the state contract Fuel card. These fuel expenditures negatively affect the HUB % in this category.

Other Services - TPWD has difficulty meeting the statewide goal in this category due to the limited availability of HUB vendors for many of our remote field sites. Staff have increased vendor outreach efforts and are encouraging local vendors to participate in the HUB program.

**"Good-Faith" Efforts:**

HUB and Purchasing staff has increased our efforts to identify potential HUB vendors in regions where they were not available and assisted vendors in the HUB certification process to improve their opportunity to do business with state agencies.

TPWD has a continued partnership with Texas Association of African American Chambers of Commerce (TAAACC) and Texas Association of Mexican American Chambers of Commerce (TAMACC) to increase outreach efforts, HUB vendor recruitment, and technical assistance to HUB vendors.

Reporting - An internal HUB report is provided to executive management and Division Directors on a regular basis to stay abreast of TPWD progress in obtaining the

**6.A. Historically Underutilized Business Supporting Schedule**  
86th Regular Session, Agency Submission, Version 1  
Automated Budget and Evaluation System of Texas (ABEST)

Date: **8/27/2018**  
Time: **1:15:09PM**

---

Agency Code: **802**      Agency: **Parks and Wildlife Department**

HUB goals.



**6.B. Current Biennium Onetime Expenditure Schedule  
Summary of Onetime Expenditures**

<b>Agency Code:</b> 802	<b>Agency Name:</b> Texas Parks and Wildlife	<b>Prepared By:</b> Lance Goodrum	<b>Date:</b> 08/17/18
----------------------------	---	--------------------------------------	--------------------------

<b>Projects</b>	<b>Estimated 2018</b>	<b>Budgeted 2019</b>	<b>Requested 2020</b>	<b>Requested 2021</b>
Rider 15 (d.) (2018-19 GAA)-Border Security	\$4,000,000	\$0	\$0	\$0
Rider 35 (2018-19 GAA)-Northern Bobwhite Quail IAC	\$1,000,000	\$1,000,000	\$0	\$0
Rider 36 (2018-19 GAA)-Center for Urban Ecology at Quinta Mazatlan	\$5,000,000	\$0	\$0	\$0
Art IX, Sec 18.26 (2018-19 GAA)-Contingency for HB3781	\$8,000,000	\$0	\$0	\$0
Law Enforcement Radios	\$0	\$0	\$2,000,000	\$2,000,000
Wildlife Research Contracts-Migratory Game Bird Stamp	\$0	\$0	\$1,000,000	\$1,000,000
Capital Construction-State Park Deferred Maintenance	\$0	\$0	\$2,500,000	\$2,500,000
TPWD Critical Base Budget Issues	\$0	\$0	\$4,000,000	\$4,000,000
<b>Total, All Projects</b>	<b>\$18,000,000</b>	<b>\$1,000,000</b>	<b>\$9,500,000</b>	<b>\$9,500,000</b>

**6.B. Current Biennium Onetime Expenditure Schedule  
Strategy Allocation from 2018-19 Biennium to 2020-21 Biennium**

<b>Agency Code:</b> 802	<b>Agency Name:</b> Texas Parks and Wildlife	<b>Prepared By:</b> Lance Goodrum	<b>Date:</b> 8/17/18
----------------------------	---	--------------------------------------	-------------------------

<b>2018-19</b> <b>PROJECT:</b> Law Enforcement Vessel <b>ALLOCATION TO STRATEGY:</b> C.1.1.	<b>2020-21</b> <b>PROJECT:</b> Law Enforcement Radios <b>ALLOCATION TO STRATEGY:</b> C.1.1.
---	---

Strategy Code	OOE/MOF Code	Strategy Allocation	Estimated 2018	Budgeted 2019	Requested 2020	Requested 2021
<b>Object of Expense:</b>						
C.1.1.	5000	Capital Expenditures	\$4,000,000	\$0	\$2,000,000	\$2,000,000
<b>Total, Object of Expense</b>			\$4,000,000	\$0	\$2,000,000	\$2,000,000
<b>Method of Financing:</b>						
C.1.1.	0001	General Revenue Fund	\$4,000,000	\$0	\$2,000,000	\$2,000,000
<b>Total, Method of Financing</b>			\$4,000,000	\$0	\$2,000,000	\$2,000,000

**Project Description for the 2018-19 Biennium:**  
Law Enforcement Vessel.

**Project Description and Allocation Purpose for the 2020-21 Biennium:**  
Law Enforcement Radios.  
Game Wardens routinely work alone, in hard to reach remote areas, and in extreme conditions including search and rescue efforts during natural disaster responses across the state. Game Wardens also patrol the State's many waterways including its rivers, lakes, bays, and Gulf. Game Wardens work along the Texas / Mexico border including marine patrol on the Rio Grande, Lake Amistad, and Falcon Lake. Newer and more advanced radio equipment, capable of interoperability across different systems and bands (i.e. trunking, VHF, UHF, 700/800 MHz, and 900 MHz) will enable communication with a centralized dispatch center, across Game Warden units, various law enforcement personnel and agencies including the Texas Department of Public Safety, local sheriff's offices, local police departments, and federal partners including the US Coast Guard and Border Patrol which is paramount to the overall safety and effectiveness of Texas Game Wardens. Currently the majority of the agency's mobile vehicle and portable radios are approximately 10 years old and only able to operate on one band (VHF). The agency has been advised that the manufacturer of the current mobile radio used by the agency as of November 2018 will no longer supply parts or refurbish the radios. Over the last 10 years many advancements in capabilities, technology and interoperability have been made to radio equipment that would greatly benefit Game Wardens in safety, effectiveness and efficiency of their mission of public safety, natural resource protection and law enforcement activities.

**6.B. Current Biennium Onetime Expenditure Schedule  
Strategy Allocation from 2018-19 Biennium to 2020-21 Biennium**

<b>Agency Code:</b> 802	<b>Agency Name:</b> Texas Parks and Wildlife	<b>Prepared By:</b> Lance Goodrum	<b>Date:</b> 8/17/18
----------------------------	---	--------------------------------------	-------------------------

<b>2018-19</b> <b>PROJECT:</b> Northern Bobwhite Quail IAC <b>ALLOCATION TO STRATEGY:</b> A.1.1.	<b>2020-21</b> <b>PROJECT:</b> Wildlife Research Contracts-Migratory Game Bird Stamp <b>ALLOCATION TO STRATEGY:</b> A.1.1.
--	--

Strategy Code	OOE/MOF Code	Strategy Allocation	Estimated 2018	Budgeted 2019	Requested 2020	Requested 2021
<b>Object of Expense:</b>						
A.1.1.	4000	Grants	\$1,000,000	\$1,000,000	\$1,000,000	\$1,000,000
<b>Total, Object of Expense</b>			\$1,000,000	\$1,000,000	\$1,000,000	\$1,000,000
<b>Method of Financing:</b>						
A.1.1.	0009	Game, Fish, Water Safety Ac	\$1,000,000	\$1,000,000	\$1,000,000	\$1,000,000
<b>Total, Method of Financing</b>			\$1,000,000	\$1,000,000	\$1,000,000	\$1,000,000

<b>Project Description for the 2018-19 Biennium:</b> Northern Bobwhite Quail interagency contract with Texas A&M AgriLife Extension.
<b>Project Description and Allocation Purpose for the 2020-21 Biennium:</b> Wildlife Research Contracts-Migratory Game Bird Stamp. Theses funds would be utilized for Texas Playa Conservation, Gulf Coast Refugia Development, Conservation Easements, Prairie Wetlands Restoration, Invasive Species Management and other Migratory Game Bird Stamp eligible projects.

**6.B. Current Biennium Onetime Expenditure Schedule  
Strategy Allocation from 2018-19 Biennium to 2020-21 Biennium**

<b>Agency Code:</b> 802	<b>Agency Name:</b> Texas Parks and Wildlife	<b>Prepared By:</b> Lance Goodrum	<b>Date:</b> 8/17/18
----------------------------	---	--------------------------------------	-------------------------

<b>2018-19</b> <b>PROJECT:</b> Center for Urban Ecology at Quinta Mazatlan <b>ALLOCATION TO STRATEGY:</b> B.2.1.,B.2.2.	<b>2020-21</b> <b>PROJECT:</b> Capital Construction-State Park Deferred Maintenance <b>ALLOCATION TO STRATEGY:</b> D.1.1.
---	---

Strategy Code	OOE/MOF Code	Strategy Allocation	Estimated 2018	Budgeted 2019	Requested 2020	Requested 2021
<b>Object of Expense:</b>						
B.2.1.	4000	Grants	\$4,438,702	\$0	\$0	\$0
B.2.2.	4000	Grants	\$561,298	\$0	\$0	\$0
D.1.1.	5000	Capital Expenditures	\$0	\$0	\$2,500,000	\$2,500,000
<b>Total, Object of Expense</b>			<b>\$5,000,000</b>	<b>\$0</b>	<b>\$2,500,000</b>	<b>\$2,500,000</b>
<b>Method of Financing:</b>						
B.2.1.	0401	Sporting Good Tax-Local	\$4,438,702	\$0	\$0	\$0
B.2.2.	0401	Sporting Good Tax-Local	\$561,298	\$0	\$0	\$0
D.1.1.	0403	Sporting Good Tax-Capital Account	\$0	\$0	\$2,500,000	\$2,500,000
<b>Total, Method of Financing</b>			<b>\$5,000,000</b>	<b>\$0</b>	<b>\$2,500,000</b>	<b>\$2,500,000</b>

<b>Project Description for the 2018-19 Biennium:</b> Grant to Quinta Mazatlan to construct a Center for Urban Ecology.
<b>Project Description and Allocation Purpose for the 2020-21 Biennium:</b> Capital Construction-State Park Deferred Maintenance. These funds would support projects listed in Schedule 8.A., Summary of Requests for Capital Project Financing-Base.

**6.B. Current Biennium Onetime Expenditure Schedule  
Strategy Allocation from 2018-19 Biennium to 2020-21 Biennium**

<b>Agency Code:</b> 802	<b>Agency Name:</b> Texas Parks and Wildlife	<b>Prepared By:</b> Lance Goodrum	<b>Date:</b> 8/17/18
----------------------------	---	--------------------------------------	-------------------------

<b>2018-19</b>	<b>2020-21</b>
<b>PROJECT:</b> Lifetime License Endowment Account	<b>PROJECT:</b> TPWD Critical Base Budget Issues
<b>ALLOCATION TO STRATEGY:</b> C.1.1.,D.1.1.,D.1.2.	<b>ALLOCATION TO STRATEGY:</b> A.1.1.,A.2.1.,A.2.3.,B.1.1.,C.1.1.,C.2.1.,C.2.2.,D.1.3.,E.1.1.,E.1.2.,E.1.3.

Strategy Code	OOE/MOF Code	Strategy Allocation	Estimated 2018	Budgeted 2019	Requested 2020	Requested 2021
		<b>Object of Expense:</b>				
C.1.1.	2009	Other Operating Expense	\$15,000	\$0	\$0	\$0
C.1.1.	5000	Capital Expenditures	\$3,985,000	\$0	\$0	\$0
D.1.1.	5000	Capital Expenditures	\$3,500,000	\$0	\$0	\$0
D.1.2.	5000	Capital Expenditures	\$500,000	\$0	\$0	\$0
A.1.1.	1001	Salaries and Wages	\$0	\$0	\$250,000	\$250,000
A.2.1.	1001	Salaries and Wages	\$0	\$0	\$491,492	\$491,492
A.2.3.	1001	Salaries and Wages	\$0	\$0	\$207,500	\$207,500
A.2.3.	2006	Rent-Building	\$0	\$0	\$503,400	\$503,400
B.1.1.	1001	Salaries and Wages	\$0	\$0	\$500,000	\$500,000
C.1.1.	2009	Other Operating Expense	\$0	\$0	\$162,355	\$162,355
C.2.1	1001	Salaries and Wages	\$0	\$0	\$41,250	\$41,250
C.2.1	2009	Other Operating Expense	\$0	\$0	\$115,000	\$115,000
C.2.2.	1001	Salaries and Wages	\$0	\$0	\$254,245	\$254,245
C.2.2.	2009	Other Operating Expense	\$0	\$0	\$66,903	\$66,903
D.1.3.	1001	Salaries and Wages	\$0	\$0	\$40,652	\$40,652
E.1.1.	1001	Salaries and Wages	\$0	\$0	\$293,001	\$293,001
E.1.2.	1001	Salaries and Wages	\$0	\$0	\$140,000	\$140,000
E.1.2.	2009	Other Operating Expense	\$0	\$0	\$431,549	\$431,549
E.1.3.	2001	Professional Fees and Services	\$0	\$0	\$7,350	\$7,350
E.1.3.	2002	Fuels and Lubricants	\$0	\$0	\$7,752	\$7,752
E.1.3.	2003	Consumable Supplies	\$0	\$0	\$24,311	\$24,311
E.1.3.	2004	Utilities	\$0	\$0	\$31,268	\$31,268
E.1.3.	2005	Travel	\$0	\$0	\$16,551	\$16,551
E.1.3.	2006	Rent-Building	\$0	\$0	\$255	\$255
E.1.3.	2007	Rent-Machine and Other	\$0	\$0	\$7,765	\$7,765
E.1.3.	2009	Other Operating Expense	\$0	\$0	\$407,401	\$407,401
		<b>Total, Object of Expense</b>	<b>\$8,000,000</b>	<b>\$0</b>	<b>\$4,000,000</b>	<b>\$4,000,000</b>

**6.B. Current Biennium Onetime Expenditure Schedule  
Strategy Allocation from 2018-19 Biennium to 2020-21 Biennium**

<b>Method of Financing:</b>			<b>Estimated 2018</b>	<b>Budgeted 2019</b>	<b>Requested 2020</b>	<b>Requested 2021</b>
C.1.1.	0544	Lifetime Lic Endow Acct	\$4,000,000	\$0	\$0	\$0
D.1.1.	0544	Lifetime Lic Endow Acct	\$3,500,000	\$0	\$0	\$0
D.1.2.	0544	Lifetime Lic Endow Acct	\$500,000	\$0	\$0	\$0
A.1.1.	0009	Game, Fish, Water Safety Ac	\$0	\$0	\$250,000	\$250,000
A.2.1.	0009	Game, Fish, Water Safety Ac	\$0	\$0	\$491,492	\$491,492
A.2.3.	0009	Game, Fish, Water Safety Ac	\$0	\$0	\$710,900	\$710,900
B.1.1.	0064	State Parks Acct	\$0	\$0	\$500,000	\$500,000
C.1.1.	0009	Game, Fish, Water Safety Ac	\$0	\$0	\$162,355	\$162,355
C.2.1	0009	Game, Fish, Water Safety Ac	\$0	\$0	\$156,250	\$156,250
C.2.2.	0009	Game, Fish, Water Safety Ac	\$0	\$0	\$152,442	\$152,442
C.2.2.	0064	State Parks Acct	\$0	\$0	\$168,706	\$168,706
D.1.3.	0009	Game, Fish, Water Safety Ac	\$0	\$0	\$40,652	\$40,652
E.1.1	0009	Game, Fish, Water Safety Ac	\$0	\$0	\$147,748	\$147,748
E.1.1	0064	State Parks Acct	\$0	\$0	\$145,253	\$145,253
E.1.2.	0009	Game, Fish, Water Safety Ac	\$0	\$0	\$345,600	\$345,600
E.1.2.	0064	State Parks Acct	\$0	\$0	\$225,949	\$225,949
E.1.3.	0009	Game, Fish, Water Safety Ac	\$0	\$0	\$502,653	\$502,653
<b>Total, Method of Financing</b>			<b>\$8,000,000</b>	<b>\$0</b>	<b>\$4,000,000</b>	<b>\$4,000,000</b>

**Project Description for the 2018-19 Biennium:**

Lifetime License Endowment Account for Law Enforcement transportation items, Fisheries and Wildlife capital construction projects and potential land acquisition(s).

**Project Description and Allocation Purpose for the 2020-21 Biennium:**

TPWD critical base budget issues.  
Critical staff recruitment/retention and base operational issues would be addressed. The Lifetime License Endowment Account would be unable to support the continuation of the full 2018-19 appropriation levels due to fund balance restrictions.

6.C. Federal Funds Supporting Schedule

8/27/2018 1:15:10PM

86th Regular Session, Agency Submission, Version 1

Automated Budget and Evaluation System of Texas (ABEST)

		802 Parks and Wildlife Department				
CFDA NUMBER/ STRATEGY		Exp 2017	Est 2018	Bud 2019	BL 2020	BL 2021
<b>10.093.000</b>	VolPublic Access&Habitat IncentProg					
1 - 1 - 3	HUNTING AND WILDLIFE RECREATION	711,395	789,692	0	0	0
<b>TOTAL, ALL STRATEGIES</b>		<b>\$711,395</b>	<b>\$789,692</b>	<b>\$0</b>	<b>\$0</b>	<b>\$0</b>
<b>ADDL FED FNDS FOR EMPL BENEFITS</b>		<b>0</b>	<b>0</b>	<b>0</b>	<b>0</b>	<b>0</b>
<b>TOTAL, FEDERAL FUNDS</b>		<b>\$711,395</b>	<b>\$789,692</b>	<b>\$0</b>	<b>\$0</b>	<b>\$0</b>
<b>ADDL GR FOR EMPL BENEFITS</b>		<b>\$0</b>	<b>\$0</b>	<b>\$0</b>	<b>\$0</b>	<b>\$0</b>
<b>10.664.000</b>	Cooperative Forestry Ass					
1 - 1 - 2	TECHNICAL GUIDANCE	25,544	14,734	0	0	0
<b>TOTAL, ALL STRATEGIES</b>		<b>\$25,544</b>	<b>\$14,734</b>	<b>\$0</b>	<b>\$0</b>	<b>\$0</b>
<b>ADDL FED FNDS FOR EMPL BENEFITS</b>		<b>8,036</b>	<b>4,204</b>	<b>0</b>	<b>0</b>	<b>0</b>
<b>TOTAL, FEDERAL FUNDS</b>		<b>\$33,580</b>	<b>\$18,938</b>	<b>\$0</b>	<b>\$0</b>	<b>\$0</b>
<b>ADDL GR FOR EMPL BENEFITS</b>		<b>\$0</b>	<b>\$0</b>	<b>\$0</b>	<b>\$0</b>	<b>\$0</b>
<b>10.923.000</b>	Emergency Watershed Protection					
4 - 1 - 1	IMPROVEMENTS AND MAJOR REPAIRS	921,265	0	0	44,267	0
<b>TOTAL, ALL STRATEGIES</b>		<b>\$921,265</b>	<b>\$0</b>	<b>\$0</b>	<b>\$44,267</b>	<b>\$0</b>
<b>ADDL FED FNDS FOR EMPL BENEFITS</b>		<b>0</b>	<b>0</b>	<b>0</b>	<b>0</b>	<b>0</b>
<b>TOTAL, FEDERAL FUNDS</b>		<b>\$921,265</b>	<b>\$0</b>	<b>\$0</b>	<b>\$44,267</b>	<b>\$0</b>
<b>ADDL GR FOR EMPL BENEFITS</b>		<b>\$0</b>	<b>\$0</b>	<b>\$0</b>	<b>\$0</b>	<b>\$0</b>
<b>11.000.007</b>	Joint Enforcement Agreement					
3 - 1 - 1	ENFORCEMENT PROGRAMS	743,618	778,308	0	0	0
<b>TOTAL, ALL STRATEGIES</b>		<b>\$743,618</b>	<b>\$778,308</b>	<b>\$0</b>	<b>\$0</b>	<b>\$0</b>
<b>ADDL FED FNDS FOR EMPL BENEFITS</b>		<b>0</b>	<b>0</b>	<b>0</b>	<b>0</b>	<b>0</b>
<b>TOTAL, FEDERAL FUNDS</b>		<b>\$743,618</b>	<b>\$778,308</b>	<b>\$0</b>	<b>\$0</b>	<b>\$0</b>
<b>ADDL GR FOR EMPL BENEFITS</b>		<b>\$0</b>	<b>\$0</b>	<b>\$0</b>	<b>\$0</b>	<b>\$0</b>
<b>11.407.000</b>	Interjurisdictional Fish					
1 - 2 - 3	COASTAL FISHERIES MANAGEMENT	121,549	121,573	0	0	0

6.C. Federal Funds Supporting Schedule

8/27/2018 1:15:10PM

86th Regular Session, Agency Submission, Version 1

Automated Budget and Evaluation System of Texas (ABEST)

		802 Parks and Wildlife Department				
CFDA NUMBER/ STRATEGY		Exp 2017	Est 2018	Bud 2019	BL 2020	BL 2021
	<b>TOTAL, ALL STRATEGIES</b>	<b>\$121,549</b>	<b>\$121,573</b>	<b>\$0</b>	<b>\$0</b>	<b>\$0</b>
	ADDL FED FNDS FOR EMPL BENEFITS	41,064	41,080	0	0	0
	<b>TOTAL, FEDERAL FUNDS</b>	<b>\$162,613</b>	<b>\$162,653</b>	<b>\$0</b>	<b>\$0</b>	<b>\$0</b>
	ADDL GR FOR EMPL BENEFITS	\$0	\$0	\$0	\$0	\$0
<b>11.419.000</b>	Coastal Zone Management					
4 - 1 - 1	IMPROVEMENTS AND MAJOR REPAIRS	374,875	300,000	0	25,125	0
	<b>TOTAL, ALL STRATEGIES</b>	<b>\$374,875</b>	<b>\$300,000</b>	<b>\$0</b>	<b>\$25,125</b>	<b>\$0</b>
	ADDL FED FNDS FOR EMPL BENEFITS	0	0	0	0	0
	<b>TOTAL, FEDERAL FUNDS</b>	<b>\$374,875</b>	<b>\$300,000</b>	<b>\$0</b>	<b>\$25,125</b>	<b>\$0</b>
	ADDL GR FOR EMPL BENEFITS	\$0	\$0	\$0	\$0	\$0
<b>11.432.000</b>	Environmental Research L					
3 - 1 - 1	ENFORCEMENT PROGRAMS	8,310	0	0	0	0
	<b>TOTAL, ALL STRATEGIES</b>	<b>\$8,310</b>	<b>\$0</b>	<b>\$0</b>	<b>\$0</b>	<b>\$0</b>
	ADDL FED FNDS FOR EMPL BENEFITS	0	0	0	0	0
	<b>TOTAL, FEDERAL FUNDS</b>	<b>\$8,310</b>	<b>\$0</b>	<b>\$0</b>	<b>\$0</b>	<b>\$0</b>
	ADDL GR FOR EMPL BENEFITS	\$0	\$0	\$0	\$0	\$0
<b>11.434.000</b>	Cooperative Fishery Stat					
1 - 2 - 3	COASTAL FISHERIES MANAGEMENT	174,462	516,706	0	0	0
	<b>TOTAL, ALL STRATEGIES</b>	<b>\$174,462</b>	<b>\$516,706</b>	<b>\$0</b>	<b>\$0</b>	<b>\$0</b>
	ADDL FED FNDS FOR EMPL BENEFITS	43,545	47,101	0	0	0
	<b>TOTAL, FEDERAL FUNDS</b>	<b>\$218,007</b>	<b>\$563,807</b>	<b>\$0</b>	<b>\$0</b>	<b>\$0</b>
	ADDL GR FOR EMPL BENEFITS	\$0	\$0	\$0	\$0	\$0
<b>11.435.000</b>	Southeast Area Monitorin					
1 - 2 - 3	COASTAL FISHERIES MANAGEMENT	95,151	61,940	0	0	0



6.C. Federal Funds Supporting Schedule

8/27/2018 1:15:10PM

86th Regular Session, Agency Submission, Version 1

Automated Budget and Evaluation System of Texas (ABEST)

		802 Parks and Wildlife Department				
CFDA NUMBER/ STRATEGY		Exp 2017	Est 2018	Bud 2019	BL 2020	BL 2021
	<b>TOTAL, ALL STRATEGIES</b>	<b>\$95,151</b>	<b>\$61,940</b>	<b>\$0</b>	<b>\$0</b>	<b>\$0</b>
	<b>ADDL FED FND\$ FOR EMPL BENEFITS</b>	23,606	5,835	0	0	0
	<b>TOTAL, FEDERAL FUNDS</b>	<b>\$118,757</b>	<b>\$67,775</b>	<b>\$0</b>	<b>\$0</b>	<b>\$0</b>
	<b>ADDL GR FOR EMPL BENEFITS</b>	<b>\$0</b>	<b>\$0</b>	<b>\$0</b>	<b>\$0</b>	<b>\$0</b>
<b>11.441.000</b>	Regional Fishery Managem					
1 - 2 - 3	COASTAL FISHERIES MANAGEMENT	34,757	47,482	0	0	0
	<b>TOTAL, ALL STRATEGIES</b>	<b>\$34,757</b>	<b>\$47,482</b>	<b>\$0</b>	<b>\$0</b>	<b>\$0</b>
	<b>ADDL FED FND\$ FOR EMPL BENEFITS</b>	8,591	8,853	0	0	0
	<b>TOTAL, FEDERAL FUNDS</b>	<b>\$43,348</b>	<b>\$56,335</b>	<b>\$0</b>	<b>\$0</b>	<b>\$0</b>
	<b>ADDL GR FOR EMPL BENEFITS</b>	<b>\$0</b>	<b>\$0</b>	<b>\$0</b>	<b>\$0</b>	<b>\$0</b>
<b>12.106.000</b>	Flood Control Projects					
1 - 1 - 1	WILDLIFE CONSERVATION	250,167	236,827	0	0	0
	<b>TOTAL, ALL STRATEGIES</b>	<b>\$250,167</b>	<b>\$236,827</b>	<b>\$0</b>	<b>\$0</b>	<b>\$0</b>
	<b>ADDL FED FND\$ FOR EMPL BENEFITS</b>	46,140	56,700	0	0	0
	<b>TOTAL, FEDERAL FUNDS</b>	<b>\$296,307</b>	<b>\$293,527</b>	<b>\$0</b>	<b>\$0</b>	<b>\$0</b>
	<b>ADDL GR FOR EMPL BENEFITS</b>	<b>\$0</b>	<b>\$0</b>	<b>\$0</b>	<b>\$0</b>	<b>\$0</b>
<b>14.218.001</b>	CDBG - Wildfire					
4 - 1 - 1	IMPROVEMENTS AND MAJOR REPAIRS	0	0	0	90,016	0
	<b>TOTAL, ALL STRATEGIES</b>	<b>\$0</b>	<b>\$0</b>	<b>\$0</b>	<b>\$90,016</b>	<b>\$0</b>
	<b>ADDL FED FND\$ FOR EMPL BENEFITS</b>	0	0	0	0	0
	<b>TOTAL, FEDERAL FUNDS</b>	<b>\$0</b>	<b>\$0</b>	<b>\$0</b>	<b>\$90,016</b>	<b>\$0</b>
	<b>ADDL GR FOR EMPL BENEFITS</b>	<b>\$0</b>	<b>\$0</b>	<b>\$0</b>	<b>\$0</b>	<b>\$0</b>
<b>15.605.000</b>	Sport Fish Restoration					
1 - 2 - 1	INLAND FISHERIES MANAGEMENT	6,489,383	10,919,673	7,516,005	7,516,005	7,516,005
1 - 2 - 2	INLAND HATCHERIES OPERATIONS	1,949,541	3,440,973	3,316,816	3,316,816	3,316,816

6.C. Federal Funds Supporting Schedule

8/27/2018 1:15:10PM

86th Regular Session, Agency Submission, Version 1

Automated Budget and Evaluation System of Texas (ABEST)

		802 Parks and Wildlife Department				
CFDA NUMBER/ STRATEGY		Exp 2017	Est 2018	Bud 2019	BL 2020	BL 2021
1 - 2 - 3	COASTAL FISHERIES MANAGEMENT	2,102,825	2,980,313	2,557,559	2,568,297	2,568,297
1 - 2 - 4	COASTAL HATCHERIES OPERATIONS	1,304,809	1,519,781	1,465,856	1,455,118	1,455,118
2 - 2 - 2	BOATING ACCESS AND OTHER GRANTS	1,703,689	10,432,721	2,527,265	2,527,265	2,527,265
3 - 2 - 1	OUTREACH AND EDUCATION	532,362	716,619	535,032	663,614	663,614
3 - 2 - 2	PROVIDE COMMUNICATION PRODUCTS	101,572	127,660	128,582	0	0
<b>TOTAL, ALL STRATEGIES</b>		<b>\$14,184,181</b>	<b>\$30,137,740</b>	<b>\$18,047,115</b>	<b>\$18,047,115</b>	<b>\$18,047,115</b>
<b>ADDL FED FNDS FOR EMPL BENEFITS</b>		2,904,943	2,322,479	2,280,158	2,280,158	2,280,158
<b>TOTAL, FEDERAL FUNDS</b>		<b>\$17,089,124</b>	<b>\$32,460,219</b>	<b>\$20,327,273</b>	<b>\$20,327,273</b>	<b>\$20,327,273</b>
<b>ADDL GR FOR EMPL BENEFITS</b>		<b>\$0</b>	<b>\$0</b>	<b>\$0</b>	<b>\$0</b>	<b>\$0</b>
<b>15.608.000</b>	Fish and Wildlife Managem					
1 - 2 - 1	INLAND FISHERIES MANAGEMENT	68,682	142,061	0	0	0
<b>TOTAL, ALL STRATEGIES</b>		<b>\$68,682</b>	<b>\$142,061</b>	<b>\$0</b>	<b>\$0</b>	<b>\$0</b>
<b>ADDL FED FNDS FOR EMPL BENEFITS</b>		0	0	0	0	0
<b>TOTAL, FEDERAL FUNDS</b>		<b>\$68,682</b>	<b>\$142,061</b>	<b>\$0</b>	<b>\$0</b>	<b>\$0</b>
<b>ADDL GR FOR EMPL BENEFITS</b>		<b>\$0</b>	<b>\$0</b>	<b>\$0</b>	<b>\$0</b>	<b>\$0</b>
<b>15.611.000</b>	Wildlife Restoration					
1 - 1 - 1	WILDLIFE CONSERVATION	15,816,053	50,197,937	26,412,342	20,363,490	20,363,490
1 - 1 - 2	TECHNICAL GUIDANCE	2,341,218	3,954,775	3,326,841	7,526,567	7,526,567
1 - 1 - 3	HUNTING AND WILDLIFE RECREATION	0	122,037	236,839	0	0
3 - 1 - 3	LAW ENFORCEMENT SUPPORT	9,931	0	0	0	0
3 - 2 - 1	OUTREACH AND EDUCATION	336,168	11,179,634	2,000,378	1,738,188	1,738,188
3 - 2 - 2	PROVIDE COMMUNICATION PRODUCTS	75,263	145,087	200,705	0	0
4 - 1 - 1	IMPROVEMENTS AND MAJOR REPAIRS	1,332,745	2,176,146	8,981,696	1,332,035	0
5 - 1 - 2	INFORMATION RESOURCES	0	204,133	101,867	0	0

6.C. Federal Funds Supporting Schedule

8/27/2018 1:15:10PM

86th Regular Session, Agency Submission, Version 1

Automated Budget and Evaluation System of Texas (ABEST)

		802 Parks and Wildlife Department				
CFDA NUMBER/ STRATEGY		Exp 2017	Est 2018	Bud 2019	BL 2020	BL 2021
	<b>TOTAL, ALL STRATEGIES</b>	<b>\$19,911,378</b>	<b>\$67,979,749</b>	<b>\$41,260,668</b>	<b>\$30,960,280</b>	<b>\$29,628,245</b>
	<b>ADDL FED FNDS FOR EMPL BENEFITS</b>	3,715,962	6,719,463	2,645,573	2,645,573	2,645,573
	<b>TOTAL, FEDERAL FUNDS</b>	<b>\$23,627,340</b>	<b>\$74,699,212</b>	<b>\$43,906,241</b>	<b>\$33,605,853</b>	<b>\$32,273,818</b>
	<b>ADDL GR FOR EMPL BENEFITS</b>	<b>\$0</b>	<b>\$0</b>	<b>\$0</b>	<b>\$0</b>	<b>\$0</b>
<b>15.614.000</b>	Coastal Wetlands Plannin					
1 - 2 - 3	COASTAL FISHERIES MANAGEMENT	0	1,000,000	0	0	0
4 - 1 - 1	IMPROVEMENTS AND MAJOR REPAIRS	74,541	223,079	0	24,762	0
	<b>TOTAL, ALL STRATEGIES</b>	<b>\$74,541</b>	<b>\$1,223,079</b>	<b>\$0</b>	<b>\$24,762</b>	<b>\$0</b>
	<b>ADDL FED FNDS FOR EMPL BENEFITS</b>	0	0	0	0	0
	<b>TOTAL, FEDERAL FUNDS</b>	<b>\$74,541</b>	<b>\$1,223,079</b>	<b>\$0</b>	<b>\$24,762</b>	<b>\$0</b>
	<b>ADDL GR FOR EMPL BENEFITS</b>	<b>\$0</b>	<b>\$0</b>	<b>\$0</b>	<b>\$0</b>	<b>\$0</b>
<b>15.615.000</b>	Cooperative Endangered Sp					
1 - 1 - 1	WILDLIFE CONSERVATION	469,447	5,199,710	2,216,793	2,216,793	2,216,793
1 - 1 - 3	HUNTING AND WILDLIFE RECREATION	0	0	0	7,463	7,463
1 - 2 - 1	INLAND FISHERIES MANAGEMENT	49,124	350,975	7,463	0	0
1 - 2 - 3	COASTAL FISHERIES MANAGEMENT	9,884	45,122	0	0	0
	<b>TOTAL, ALL STRATEGIES</b>	<b>\$528,455</b>	<b>\$5,595,807</b>	<b>\$2,224,256</b>	<b>\$2,224,256</b>	<b>\$2,224,256</b>
	<b>ADDL FED FNDS FOR EMPL BENEFITS</b>	0	0	0	0	0
	<b>TOTAL, FEDERAL FUNDS</b>	<b>\$528,455</b>	<b>\$5,595,807</b>	<b>\$2,224,256</b>	<b>\$2,224,256</b>	<b>\$2,224,256</b>
	<b>ADDL GR FOR EMPL BENEFITS</b>	<b>\$0</b>	<b>\$0</b>	<b>\$0</b>	<b>\$0</b>	<b>\$0</b>
<b>15.616.000</b>	Clean Vessel Act					
2 - 2 - 2	BOATING ACCESS AND OTHER GRANTS	147,389	1,408,751	0	0	0

6.C. Federal Funds Supporting Schedule

8/27/2018 1:15:10PM

86th Regular Session, Agency Submission, Version 1

Automated Budget and Evaluation System of Texas (ABEST)

		802 Parks and Wildlife Department				
CFDA NUMBER/ STRATEGY		Exp 2017	Est 2018	Bud 2019	BL 2020	BL 2021
	<b>TOTAL, ALL STRATEGIES</b>	<b>\$147,389</b>	<b>\$1,408,751</b>	<b>\$0</b>	<b>\$0</b>	<b>\$0</b>
	ADDL FED FNDS FOR EMPL BENEFITS	5,954	15,714	0	0	0
	<b>TOTAL, FEDERAL FUNDS</b>	<b>\$153,343</b>	<b>\$1,424,465</b>	<b>\$0</b>	<b>\$0</b>	<b>\$0</b>
	ADDL GR FOR EMPL BENEFITS	\$0	\$0	\$0	\$0	\$0
<b>15.622.000</b>	SPORTFISHING AND BOATING SAFETY ACT					
2 - 2 - 2	BOATING ACCESS AND OTHER GRANTS	2,147	2,089,374	0	0	0
	<b>TOTAL, ALL STRATEGIES</b>	<b>\$2,147</b>	<b>\$2,089,374</b>	<b>\$0</b>	<b>\$0</b>	<b>\$0</b>
	ADDL FED FNDS FOR EMPL BENEFITS	681	10,298	0	0	0
	<b>TOTAL, FEDERAL FUNDS</b>	<b>\$2,828</b>	<b>\$2,099,672</b>	<b>\$0</b>	<b>\$0</b>	<b>\$0</b>
	ADDL GR FOR EMPL BENEFITS	\$0	\$0	\$0	\$0	\$0
<b>15.623.000</b>	North American Wetlands Conser. Fnd					
1 - 1 - 1	WILDLIFE CONSERVATION	7,025	0	0	0	0
	<b>TOTAL, ALL STRATEGIES</b>	<b>\$7,025</b>	<b>\$0</b>	<b>\$0</b>	<b>\$0</b>	<b>\$0</b>
	ADDL FED FNDS FOR EMPL BENEFITS	0	0	0	0	0
	<b>TOTAL, FEDERAL FUNDS</b>	<b>\$7,025</b>	<b>\$0</b>	<b>\$0</b>	<b>\$0</b>	<b>\$0</b>
	ADDL GR FOR EMPL BENEFITS	\$0	\$0	\$0	\$0	\$0
<b>15.626.000</b>	HUNTER EDUCATION & SAFETY PROGRAM					
3 - 2 - 1	OUTREACH AND EDUCATION	169,200	423,519	203,779	203,779	203,779
	<b>TOTAL, ALL STRATEGIES</b>	<b>\$169,200</b>	<b>\$423,519</b>	<b>\$203,779</b>	<b>\$203,779</b>	<b>\$203,779</b>
	ADDL FED FNDS FOR EMPL BENEFITS	50,045	36,906	37,067	37,067	37,067
	<b>TOTAL, FEDERAL FUNDS</b>	<b>\$219,245</b>	<b>\$460,425</b>	<b>\$240,846</b>	<b>\$240,846</b>	<b>\$240,846</b>
	ADDL GR FOR EMPL BENEFITS	\$0	\$0	\$0	\$0	\$0
<b>15.628.000</b>	Multi-State Conservation Grants					
1 - 1 - 1	WILDLIFE CONSERVATION	20,425	0	0	0	0

6.C. Federal Funds Supporting Schedule

8/27/2018 1:15:10PM

86th Regular Session, Agency Submission, Version 1

Automated Budget and Evaluation System of Texas (ABEST)

		802 Parks and Wildlife Department				
CFDA NUMBER/ STRATEGY		Exp 2017	Est 2018	Bud 2019	BL 2020	BL 2021
	<b>TOTAL, ALL STRATEGIES</b>	<b>\$20,425</b>	<b>\$0</b>	<b>\$0</b>	<b>\$0</b>	<b>\$0</b>
	<b>ADDL FED FNDS FOR EMPL BENEFITS</b>	<b>0</b>	<b>0</b>	<b>0</b>	<b>0</b>	<b>0</b>
	<b>TOTAL, FEDERAL FUNDS</b>	<b>\$20,425</b>	<b>\$0</b>	<b>\$0</b>	<b>\$0</b>	<b>\$0</b>
	<b>ADDL GR FOR EMPL BENEFITS</b>	<b>\$0</b>	<b>\$0</b>	<b>\$0</b>	<b>\$0</b>	<b>\$0</b>
<b>15.631.000</b>	Partners for Fish & Wildlife					
1 - 1 - 2	TECHNICAL GUIDANCE	238,192	519,965	0	0	0
	<b>TOTAL, ALL STRATEGIES</b>	<b>\$238,192</b>	<b>\$519,965</b>	<b>\$0</b>	<b>\$0</b>	<b>\$0</b>
	<b>ADDL FED FNDS FOR EMPL BENEFITS</b>	<b>0</b>	<b>0</b>	<b>0</b>	<b>0</b>	<b>0</b>
	<b>TOTAL, FEDERAL FUNDS</b>	<b>\$238,192</b>	<b>\$519,965</b>	<b>\$0</b>	<b>\$0</b>	<b>\$0</b>
	<b>ADDL GR FOR EMPL BENEFITS</b>	<b>\$0</b>	<b>\$0</b>	<b>\$0</b>	<b>\$0</b>	<b>\$0</b>
<b>15.634.000</b>	State Wildlife Grants					
1 - 1 - 1	WILDLIFE CONSERVATION	591,076	3,442,495	845,352	1,019,395	1,019,395
1 - 2 - 1	INLAND FISHERIES MANAGEMENT	605,822	2,017,722	646,445	646,445	646,445
1 - 2 - 3	COASTAL FISHERIES MANAGEMENT	546,647	1,792,429	621,582	621,582	621,582
2 - 1 - 1	STATE PARK OPERATIONS	225,094	177,295	198,906	198,906	198,906
5 - 1 - 2	INFORMATION RESOURCES	117,324	457,385	174,043	0	0
	<b>TOTAL, ALL STRATEGIES</b>	<b>\$2,085,963</b>	<b>\$7,887,326</b>	<b>\$2,486,328</b>	<b>\$2,486,328</b>	<b>\$2,486,328</b>
	<b>ADDL FED FNDS FOR EMPL BENEFITS</b>	<b>90,532</b>	<b>118,610</b>	<b>0</b>	<b>0</b>	<b>0</b>
	<b>TOTAL, FEDERAL FUNDS</b>	<b>\$2,176,495</b>	<b>\$8,005,936</b>	<b>\$2,486,328</b>	<b>\$2,486,328</b>	<b>\$2,486,328</b>
	<b>ADDL GR FOR EMPL BENEFITS</b>	<b>\$0</b>	<b>\$0</b>	<b>\$0</b>	<b>\$0</b>	<b>\$0</b>
<b>15.650.000</b>	Research Grants (Fish and Wildlife)					
1 - 2 - 1	INLAND FISHERIES MANAGEMENT	0	13,463	0	0	0

6.C. Federal Funds Supporting Schedule

8/27/2018 1:15:10PM

86th Regular Session, Agency Submission, Version 1

Automated Budget and Evaluation System of Texas (ABEST)

		802 Parks and Wildlife Department				
CFDA NUMBER/ STRATEGY		Exp 2017	Est 2018	Bud 2019	BL 2020	BL 2021
	<b>TOTAL, ALL STRATEGIES</b>	\$0	\$13,463	\$0	\$0	\$0
	<b>ADDL FED FNDS FOR EMPL BENEFITS</b>	0	0	0	0	0
	<b>TOTAL, FEDERAL FUNDS</b>	\$0	\$13,463	\$0	\$0	\$0
	<b>ADDL GR FOR EMPL BENEFITS</b>	\$0	\$0	\$0	\$0	\$0
<b>15.657.000</b>	Endangered Species Conservation					
1 - 1 - 1	WILDLIFE CONSERVATION	33,088	30,000	0	0	0
	<b>TOTAL, ALL STRATEGIES</b>	\$33,088	\$30,000	\$0	\$0	\$0
	<b>ADDL FED FNDS FOR EMPL BENEFITS</b>	0	0	0	0	0
	<b>TOTAL, FEDERAL FUNDS</b>	\$33,088	\$30,000	\$0	\$0	\$0
	<b>ADDL GR FOR EMPL BENEFITS</b>	\$0	\$0	\$0	\$0	\$0
<b>15.663.000</b>	NFWF					
1 - 2 - 1	INLAND FISHERIES MANAGEMENT	27,500	0	0	0	0
	<b>TOTAL, ALL STRATEGIES</b>	\$27,500	\$0	\$0	\$0	\$0
	<b>ADDL FED FNDS FOR EMPL BENEFITS</b>	0	0	0	0	0
	<b>TOTAL, FEDERAL FUNDS</b>	\$27,500	\$0	\$0	\$0	\$0
	<b>ADDL GR FOR EMPL BENEFITS</b>	\$0	\$0	\$0	\$0	\$0
<b>15.668.001</b>	Construct. of Freshwater Pond&Brush					
1 - 2 - 3	COASTAL FISHERIES MANAGEMENT	423,020	11,911	0	0	0
4 - 1 - 1	IMPROVEMENTS AND MAJOR REPAIRS	9,169	552,019	0	0	0
	<b>TOTAL, ALL STRATEGIES</b>	\$432,189	\$563,930	\$0	\$0	\$0
	<b>ADDL FED FNDS FOR EMPL BENEFITS</b>	8,493	0	0	0	0
	<b>TOTAL, FEDERAL FUNDS</b>	\$440,682	\$563,930	\$0	\$0	\$0
	<b>ADDL GR FOR EMPL BENEFITS</b>	\$0	\$0	\$0	\$0	\$0
<b>15.669.000</b>	Cooperative Landscape Conservation					
1 - 2 - 3	COASTAL FISHERIES MANAGEMENT	72,495	264,820	0	0	0

6.C. Federal Funds Supporting Schedule

8/27/2018 1:15:10PM

86th Regular Session, Agency Submission, Version 1

Automated Budget and Evaluation System of Texas (ABEST)

		802 Parks and Wildlife Department				
CFDA NUMBER/ STRATEGY		Exp 2017	Est 2018	Bud 2019	BL 2020	BL 2021
5 - 1 - 2	INFORMATION RESOURCES	10,890	33,178	0	0	0
<b>TOTAL, ALL STRATEGIES</b>		<b>\$83,385</b>	<b>\$297,998</b>	<b>\$0</b>	<b>\$0</b>	<b>\$0</b>
<b>ADDL FED FNDS FOR EMPL BENEFITS</b>		3,213	21,916	0	0	0
<b>TOTAL, FEDERAL FUNDS</b>		<b>\$86,598</b>	<b>\$319,914</b>	<b>\$0</b>	<b>\$0</b>	<b>\$0</b>
<b>ADDL GR FOR EMPL BENEFITS</b>		<b>\$0</b>	<b>\$0</b>	<b>\$0</b>	<b>\$0</b>	<b>\$0</b>
<b>15.916.000</b>	Outdoor Recreation_Acquis					
2 - 2 - 1	LOCAL PARK GRANTS	698,929	11,053,860	2,400,764	2,400,764	2,400,764
4 - 1 - 1	IMPROVEMENTS AND MAJOR REPAIRS	700,510	804,269	1,249,594	250,000	0
4 - 1 - 2	LAND ACQUISITION	0	2,895,470	1,878,259	1,878,259	1,878,259
<b>TOTAL, ALL STRATEGIES</b>		<b>\$1,399,439</b>	<b>\$14,753,599</b>	<b>\$5,528,617</b>	<b>\$4,529,023</b>	<b>\$4,279,023</b>
<b>ADDL FED FNDS FOR EMPL BENEFITS</b>		0	0	0	0	0
<b>TOTAL, FEDERAL FUNDS</b>		<b>\$1,399,439</b>	<b>\$14,753,599</b>	<b>\$5,528,617</b>	<b>\$4,529,023</b>	<b>\$4,279,023</b>
<b>ADDL GR FOR EMPL BENEFITS</b>		<b>\$0</b>	<b>\$0</b>	<b>\$0</b>	<b>\$0</b>	<b>\$0</b>
<b>15.925.001</b>	Audio Tours for Battleship TEXAS					
2 - 1 - 1	STATE PARK OPERATIONS	0	49,455	0	0	0
<b>TOTAL, ALL STRATEGIES</b>		<b>\$0</b>	<b>\$49,455</b>	<b>\$0</b>	<b>\$0</b>	<b>\$0</b>
<b>ADDL FED FNDS FOR EMPL BENEFITS</b>		0	0	0	0	0
<b>TOTAL, FEDERAL FUNDS</b>		<b>\$0</b>	<b>\$49,455</b>	<b>\$0</b>	<b>\$0</b>	<b>\$0</b>
<b>ADDL GR FOR EMPL BENEFITS</b>		<b>\$0</b>	<b>\$0</b>	<b>\$0</b>	<b>\$0</b>	<b>\$0</b>
<b>15.945.000</b>	Cooperative Research and Training					
5 - 1 - 2	INFORMATION RESOURCES	9,610	0	0	0	0
<b>TOTAL, ALL STRATEGIES</b>		<b>\$9,610</b>	<b>\$0</b>	<b>\$0</b>	<b>\$0</b>	<b>\$0</b>
<b>ADDL FED FNDS FOR EMPL BENEFITS</b>		2,721	0	0	0	0
<b>TOTAL, FEDERAL FUNDS</b>		<b>\$12,331</b>	<b>\$0</b>	<b>\$0</b>	<b>\$0</b>	<b>\$0</b>
<b>ADDL GR FOR EMPL BENEFITS</b>		<b>\$0</b>	<b>\$0</b>	<b>\$0</b>	<b>\$0</b>	<b>\$0</b>

6.C. Federal Funds Supporting Schedule

8/27/2018 1:15:10PM

86th Regular Session, Agency Submission, Version 1

Automated Budget and Evaluation System of Texas (ABEST)

		802 Parks and Wildlife Department				
CFDA NUMBER/ STRATEGY		Exp 2017	Est 2018	Bud 2019	BL 2020	BL 2021
<b>16.738.000</b>	Justice Assistance Grant					
3 - 1 - 1	ENFORCEMENT PROGRAMS	389,989	96	0	0	0
<b>TOTAL, ALL STRATEGIES</b>		<b>\$389,989</b>	<b>\$96</b>	<b>\$0</b>	<b>\$0</b>	<b>\$0</b>
<b>ADDL FED FNDS FOR EMPL BENEFITS</b>		<b>0</b>	<b>0</b>	<b>0</b>	<b>0</b>	<b>0</b>
<b>TOTAL, FEDERAL FUNDS</b>		<b>\$389,989</b>	<b>\$96</b>	<b>\$0</b>	<b>\$0</b>	<b>\$0</b>
<b>ADDL GR FOR EMPL BENEFITS</b>		<b>\$0</b>	<b>\$0</b>	<b>\$0</b>	<b>\$0</b>	<b>\$0</b>
<b>16.922.000</b>	Equitable Sharing Program					
3 - 1 - 1	ENFORCEMENT PROGRAMS	0	51,149	0	0	0
<b>TOTAL, ALL STRATEGIES</b>		<b>\$0</b>	<b>\$51,149</b>	<b>\$0</b>	<b>\$0</b>	<b>\$0</b>
<b>ADDL FED FNDS FOR EMPL BENEFITS</b>		<b>0</b>	<b>0</b>	<b>0</b>	<b>0</b>	<b>0</b>
<b>TOTAL, FEDERAL FUNDS</b>		<b>\$0</b>	<b>\$51,149</b>	<b>\$0</b>	<b>\$0</b>	<b>\$0</b>
<b>ADDL GR FOR EMPL BENEFITS</b>		<b>\$0</b>	<b>\$0</b>	<b>\$0</b>	<b>\$0</b>	<b>\$0</b>
<b>20.205.000</b>	Highway Planning and Cons					
4 - 1 - 1	IMPROVEMENTS AND MAJOR REPAIRS	4,911	12,565	328,859	0	0
<b>TOTAL, ALL STRATEGIES</b>		<b>\$4,911</b>	<b>\$12,565</b>	<b>\$328,859</b>	<b>\$0</b>	<b>\$0</b>
<b>ADDL FED FNDS FOR EMPL BENEFITS</b>		<b>0</b>	<b>0</b>	<b>0</b>	<b>0</b>	<b>0</b>
<b>TOTAL, FEDERAL FUNDS</b>		<b>\$4,911</b>	<b>\$12,565</b>	<b>\$328,859</b>	<b>\$0</b>	<b>\$0</b>
<b>ADDL GR FOR EMPL BENEFITS</b>		<b>\$0</b>	<b>\$0</b>	<b>\$0</b>	<b>\$0</b>	<b>\$0</b>
<b>20.219.000</b>	National Recreational Tr					
2 - 1 - 2	PARKS MINOR REPAIR PROGRAM	399,298	747,757	0	0	0
2 - 2 - 2	BOATING ACCESS AND OTHER GRANTS	3,316,822	10,042,055	3,927,220	3,927,220	3,927,220
4 - 1 - 1	IMPROVEMENTS AND MAJOR REPAIRS	392,813	11,657	0	0	0



6.C. Federal Funds Supporting Schedule

8/27/2018 1:15:10PM

86th Regular Session, Agency Submission, Version 1

Automated Budget and Evaluation System of Texas (ABEST)

		802 Parks and Wildlife Department				
CFDA NUMBER/ STRATEGY		Exp 2017	Est 2018	Bud 2019	BL 2020	BL 2021
	<b>TOTAL, ALL STRATEGIES</b>	<b>\$4,108,933</b>	<b>\$10,801,469</b>	<b>\$3,927,220</b>	<b>\$3,927,220</b>	<b>\$3,927,220</b>
	<b>ADDL FED FNDS FOR EMPL BENEFITS</b>	65,169	130,379	59,685	59,685	59,685
	<b>TOTAL, FEDERAL FUNDS</b>	<b>\$4,174,102</b>	<b>\$10,931,848</b>	<b>\$3,986,905</b>	<b>\$3,986,905</b>	<b>\$3,986,905</b>
	<b>ADDL GR FOR EMPL BENEFITS</b>	<b>\$0</b>	<b>\$0</b>	<b>\$0</b>	<b>\$0</b>	<b>\$0</b>
<b>66.456.000</b>	National Estuary Program					
1 - 2 - 3	COASTAL FISHERIES MANAGEMENT	0	75,000	0	0	0
	<b>TOTAL, ALL STRATEGIES</b>	<b>\$0</b>	<b>\$75,000</b>	<b>\$0</b>	<b>\$0</b>	<b>\$0</b>
	<b>ADDL FED FNDS FOR EMPL BENEFITS</b>	0	0	0	0	0
	<b>TOTAL, FEDERAL FUNDS</b>	<b>\$0</b>	<b>\$75,000</b>	<b>\$0</b>	<b>\$0</b>	<b>\$0</b>
	<b>ADDL GR FOR EMPL BENEFITS</b>	<b>\$0</b>	<b>\$0</b>	<b>\$0</b>	<b>\$0</b>	<b>\$0</b>
<b>87.051.001</b>	RESTORE Council - Matagorda Bay					
4 - 1 - 2	LAND ACQUISITION	3,087,263	3,428,737	0	0	0
	<b>TOTAL, ALL STRATEGIES</b>	<b>\$3,087,263</b>	<b>\$3,428,737</b>	<b>\$0</b>	<b>\$0</b>	<b>\$0</b>
	<b>ADDL FED FNDS FOR EMPL BENEFITS</b>	0	0	0	0	0
	<b>TOTAL, FEDERAL FUNDS</b>	<b>\$3,087,263</b>	<b>\$3,428,737</b>	<b>\$0</b>	<b>\$0</b>	<b>\$0</b>
	<b>ADDL GR FOR EMPL BENEFITS</b>	<b>\$0</b>	<b>\$0</b>	<b>\$0</b>	<b>\$0</b>	<b>\$0</b>
<b>97.012.000</b>	Boating Sfty. Financial Assist					
3 - 1 - 1	ENFORCEMENT PROGRAMS	3,110,260	3,414,850	2,956,611	2,956,611	2,956,611
3 - 1 - 2	TEXAS GAME WARDEN TRAINING CENTE	171,539	173,168	108,982	108,982	108,982
3 - 1 - 3	LAW ENFORCEMENT SUPPORT	32,712	35,338	40,824	40,824	40,824
	<b>TOTAL, ALL STRATEGIES</b>	<b>\$3,314,511</b>	<b>\$3,623,356</b>	<b>\$3,106,417</b>	<b>\$3,106,417</b>	<b>\$3,106,417</b>
	<b>ADDL FED FNDS FOR EMPL BENEFITS</b>	471,361	437,959	305,409	305,409	305,409
	<b>TOTAL, FEDERAL FUNDS</b>	<b>\$3,785,872</b>	<b>\$4,061,315</b>	<b>\$3,411,826</b>	<b>\$3,411,826</b>	<b>\$3,411,826</b>
	<b>ADDL GR FOR EMPL BENEFITS</b>	<b>\$0</b>	<b>\$0</b>	<b>\$0</b>	<b>\$0</b>	<b>\$0</b>
<b>97.036.000</b>	Public Assistance Grants					

6.C. Federal Funds Supporting Schedule

8/27/2018 1:15:10PM

86th Regular Session, Agency Submission, Version 1

Automated Budget and Evaluation System of Texas (ABEST)

		802 Parks and Wildlife Department				
CFDA NUMBER/ STRATEGY		Exp 2017	Est 2018	Bud 2019	BL 2020	BL 2021
2 - 1 - 1	STATE PARK OPERATIONS	0	763,041	0	0	0
2 - 1 - 2	PARKS MINOR REPAIR PROGRAM	0	388	0	0	0
3 - 1 - 1	ENFORCEMENT PROGRAMS	0	1,138,173	0	0	0
4 - 1 - 1	IMPROVEMENTS AND MAJOR REPAIRS	16,227	521,840	15,339	345,266	0
<b>TOTAL, ALL STRATEGIES</b>		<b>\$16,227</b>	<b>\$2,423,442</b>	<b>\$15,339</b>	<b>\$345,266</b>	<b>\$0</b>
<b>ADDL FED FNDS FOR EMPL BENEFITS</b>		3,678	970	0	0	0
<b>TOTAL, FEDERAL FUNDS</b>		<b>\$19,905</b>	<b>\$2,424,412</b>	<b>\$15,339</b>	<b>\$345,266</b>	<b>\$0</b>
<b>ADDL GR FOR EMPL BENEFITS</b>		<b>\$0</b>	<b>\$0</b>	<b>\$0</b>	<b>\$0</b>	<b>\$0</b>
<b>97.056.000</b>	Port Security Grant Program					
3 - 1 - 1	ENFORCEMENT PROGRAMS	529,548	1,301,538	586,055	586,055	586,055
<b>TOTAL, ALL STRATEGIES</b>		<b>\$529,548</b>	<b>\$1,301,538</b>	<b>\$586,055</b>	<b>\$586,055</b>	<b>\$586,055</b>
<b>ADDL FED FNDS FOR EMPL BENEFITS</b>		0	0	0	0	0
<b>TOTAL, FEDERAL FUNDS</b>		<b>\$529,548</b>	<b>\$1,301,538</b>	<b>\$586,055</b>	<b>\$586,055</b>	<b>\$586,055</b>
<b>ADDL GR FOR EMPL BENEFITS</b>		<b>\$0</b>	<b>\$0</b>	<b>\$0</b>	<b>\$0</b>	<b>\$0</b>
<b>97.067.100</b>	HSGP					
3 - 1 - 1	ENFORCEMENT PROGRAMS	157,281	204,444	0	0	0
<b>TOTAL, ALL STRATEGIES</b>		<b>\$157,281</b>	<b>\$204,444</b>	<b>\$0</b>	<b>\$0</b>	<b>\$0</b>
<b>ADDL FED FNDS FOR EMPL BENEFITS</b>		2,121	680	0	0	0
<b>TOTAL, FEDERAL FUNDS</b>		<b>\$159,402</b>	<b>\$205,124</b>	<b>\$0</b>	<b>\$0</b>	<b>\$0</b>
<b>ADDL GR FOR EMPL BENEFITS</b>		<b>\$0</b>	<b>\$0</b>	<b>\$0</b>	<b>\$0</b>	<b>\$0</b>

**6.C. Federal Funds Supporting Schedule**

8/27/2018 1:15:10PM

86th Regular Session, Agency Submission, Version 1

Automated Budget and Evaluation System of Texas (ABEST)

		<b>802 Parks and Wildlife Department</b>				
<b>CFDA NUMBER/ STRATEGY</b>		<b>Exp 2017</b>	<b>Est 2018</b>	<b>Bud 2019</b>	<b>BL 2020</b>	<b>BL 2021</b>
<b><u>SUMMARY LISTING OF FEDERAL PROGRAM AMOUNTS</u></b>						
10.093.000	VolPublic Access&Habitat IncentProg	711,395	789,692	0	0	0
10.664.000	Cooperative Forestry Ass	25,544	14,734	0	0	0
10.923.000	Emergency Watershed Protection	921,265	0	0	44,267	0
11.000.007	Joint Enforcement Agreement	743,618	778,308	0	0	0
11.407.000	Interjurisdictional Fish	121,549	121,573	0	0	0
11.419.000	Coastal Zone Management	374,875	300,000	0	25,125	0
11.432.000	Environmental Research L	8,310	0	0	0	0
11.434.000	Cooperative Fishery Stat	174,462	516,706	0	0	0
11.435.000	Southeast Area Monitorin	95,151	61,940	0	0	0
11.441.000	Regional Fishery Managem	34,757	47,482	0	0	0
12.106.000	Flood Control Projects	250,167	236,827	0	0	0
14.218.001	CDBG - Wildfire	0	0	0	90,016	0
15.605.000	Sport Fish Restoration	14,184,181	30,137,740	18,047,115	18,047,115	18,047,115
15.608.000	Fish and Wildlife Managem	68,682	142,061	0	0	0
15.611.000	Wildlife Restoration	19,911,378	67,979,749	41,260,668	30,960,280	29,628,245
15.614.000	Coastal Wetlands Plannin	74,541	1,223,079	0	24,762	0
15.615.000	Cooperative Endangered Sp	528,455	5,595,807	2,224,256	2,224,256	2,224,256

**6.C. Federal Funds Supporting Schedule**

8/27/2018 1:15:10PM

86th Regular Session, Agency Submission, Version 1

Automated Budget and Evaluation System of Texas (ABEST)

		<b>802 Parks and Wildlife Department</b>				
<b>CFDA NUMBER/ STRATEGY</b>		<b>Exp 2017</b>	<b>Est 2018</b>	<b>Bud 2019</b>	<b>BL 2020</b>	<b>BL 2021</b>
15.616.000	Clean Vessel Act	147,389	1,408,751	0	0	0
15.622.000	SPORTFISHING AND BOATING SAFETY ACT	2,147	2,089,374	0	0	0
15.623.000	North American Wetlands Conser. Fnd	7,025	0	0	0	0
15.626.000	HUNTER EDUCATION & SAFETY PROGRAM	169,200	423,519	203,779	203,779	203,779
15.628.000	Multi-State Conservation Grants	20,425	0	0	0	0
15.631.000	Partners for Fish & Wildlife	238,192	519,965	0	0	0
15.634.000	State Wildlife Grants	2,085,963	7,887,326	2,486,328	2,486,328	2,486,328
15.650.000	Research Grants (Fish and Wildlife)	0	13,463	0	0	0
15.657.000	Endangered Species Conservation	33,088	30,000	0	0	0
15.663.000	NFWF	27,500	0	0	0	0
15.668.001	Construct. of Freshwater Pond&Brush	432,189	563,930	0	0	0
15.669.000	Cooperative Landscape Conservation	83,385	297,998	0	0	0
15.916.000	Outdoor Recreation_Acquis	1,399,439	14,753,599	5,528,617	4,529,023	4,279,023
15.925.001	Audio Tours for Battleship TEXAS	0	49,455	0	0	0
15.945.000	Cooperative Research and Training	9,610	0	0	0	0
16.738.000	Justice Assistance Grant	389,989	96	0	0	0
16.922.000	Equitable Sharing Program	0	51,149	0	0	0
20.205.000	Highway Planning and Cons	4,911	12,565	328,859	0	0
20.219.000	National Recreational Tr	4,108,933	10,801,469	3,927,220	3,927,220	3,927,220
66.456.000	National Estuary Program	0	75,000	0	0	0

**6.C. Federal Funds Supporting Schedule**

8/27/2018 1:15:10PM

86th Regular Session, Agency Submission, Version 1  
 Automated Budget and Evaluation System of Texas (ABEST)

		<b>802 Parks and Wildlife Department</b>				
<b>CFDA NUMBER/ STRATEGY</b>		<b>Exp 2017</b>	<b>Est 2018</b>	<b>Bud 2019</b>	<b>BL 2020</b>	<b>BL 2021</b>
87.051.001	RESTORE Council - Matagorda Bay	3,087,263	3,428,737	0	0	0
97.012.000	Boating Sfty. Financial Assist	3,314,511	3,623,356	3,106,417	3,106,417	3,106,417
97.036.000	Public Assistance Grants	16,227	2,423,442	15,339	345,266	0
97.056.000	Port Security Grant Program	529,548	1,301,538	586,055	586,055	586,055
97.067.100	HSGP	157,281	204,444	0	0	0
<b>TOTAL, ALL STRATEGIES</b>		\$54,492,545	\$157,904,874	\$77,714,653	\$66,599,909	\$64,488,438
<b>TOTAL , ADDL FED FUNDS FOR EMPL BENEFITS</b>		7,495,855	9,979,147	5,327,892	5,327,892	5,327,892
<b>TOTAL, FEDERAL FUNDS</b>		<b>\$61,988,400</b>	<b>\$167,884,021</b>	<b>\$83,042,545</b>	<b>\$71,927,801</b>	<b>\$69,816,330</b>
<b>TOTAL, ADDL GR FOR EMPL BENEFITS</b>		<b>\$0</b>	<b>\$0</b>	<b>\$0</b>	<b>\$0</b>	<b>\$0</b>

**SUMMARY OF SPECIAL CONCERNS/ISSUES**

**Assumptions and Methodology:**

TPWD's major sources of federal funding continue to be 15.605 (Sportfish), 15.611 (Wildlife Restoration), and 97.012 (Boating Safety). Sportfish and Wildlife Restoration is apportioned to each state by the U.S. Fish and Wildlife Service, while Boating Safety is apportioned by the U.S. Coast Guard.

**Potential Loss:**

Wildlife Restoration, funded in part by an excise tax on firearms is experiencing a short-term spike although it is not expected to last long-term. TPWD remains committed to pursuing federal funding opportunities that will further the agency's mission of managing and conserving our natural resources and providing hunting , fishing, and outdoor recreational opportunities for the citizens of Texas.

This page is intentionally blank.

**6.D. Federal Funds Tracking Schedule**  
 86th Regular Session, Agency Submission, Version 1  
 Automated Budget and Evaluation System of Texas (ABEST)

DATE: 8/27/2018  
 TIME : 1:15:10PM

Agency code: 802 Agency name: Parks and Wildlife Department

Federal FY	Award Amount	Expended SFY 2015	Expended SFY 2016	Expended SFY 2017	Estimated SFY 2018	Budgeted SFY 2019	Requested SFY 2020	Requested SFY 2021	Total	Difference from Award
<b>CFDA 15.605.000 Sport Fish Restoration</b>										
2015	\$17,325,859	\$6,840,645	\$10,485,214	\$0	\$0	\$0	\$0	\$0	\$17,325,859	\$0
2016	\$18,053,855	\$0	\$6,375,236	\$11,678,619	\$0	\$0	\$0	\$0	\$18,053,855	\$0
2017	\$17,472,142	\$0	\$0	\$5,410,505	\$12,061,637	\$0	\$0	\$0	\$17,472,142	\$0
2018	\$20,398,582	\$0	\$0	\$0	\$20,398,582	\$0	\$0	\$0	\$20,398,582	\$0
2019	\$20,327,273	\$0	\$0	\$0	\$0	\$20,327,273	\$0	\$0	\$20,327,273	\$0
2020	\$20,327,273	\$0	\$0	\$0	\$0	\$0	\$20,327,273	\$0	\$20,327,273	\$0
2021	\$20,327,273	\$0	\$0	\$0	\$0	\$0	\$0	\$20,327,273	\$20,327,273	\$0
<b>Total</b>	<b>\$134,232,257</b>	<b>\$6,840,645</b>	<b>\$16,860,450</b>	<b>\$17,089,124</b>	<b>\$32,460,219</b>	<b>\$20,327,273</b>	<b>\$20,327,273</b>	<b>\$20,327,273</b>	<b>\$134,232,257</b>	<b>\$0</b>
<hr/>										
<b>Empl. Benefit Payment</b>		\$2,942,337	\$2,915,008	\$2,904,943	\$2,322,479	\$2,280,158	\$2,280,158	\$2,280,158	\$17,925,241	

**6.D. Federal Funds Tracking Schedule**  
 86th Regular Session, Agency Submission, Version 1  
 Automated Budget and Evaluation System of Texas (ABEST)

DATE: 8/27/2018  
 TIME : 1:15:10PM

Agency code: **802** Agency name: **Parks and Wildlife Department**

<b>Federal FY</b>	<b>Award Amount</b>	<b>Expended SFY 2015</b>	<b>Expended SFY 2016</b>	<b>Expended SFY 2017</b>	<b>Estimated SFY 2018</b>	<b>Budgeted SFY 2019</b>	<b>Requested SFY 2020</b>	<b>Requested SFY 2021</b>	<b>Total</b>	<b>Difference from Award</b>
<b><u>CFDA 15.611.000 Wildlife Restoration</u></b>										
<b>2015</b>	\$37,285,042	\$3,566,099	\$22,436,528	\$11,282,415	\$0	\$0	\$0	\$0	\$37,285,042	\$0
<b>2016</b>	\$31,903,124	\$0	\$0	\$12,344,925	\$19,558,199	\$0	\$0	\$0	\$31,903,124	\$0
<b>2017</b>	\$35,742,085	\$0	\$0	\$0	\$34,410,050	\$0	\$1,332,035	\$0	\$35,742,085	\$0
<b>2018</b>	\$29,667,875	\$0	\$0	\$0	\$20,730,963	\$8,936,912	\$0	\$0	\$29,667,875	\$0
<b>2019</b>	\$34,969,329	\$0	\$0	\$0	\$0	\$34,969,329	\$0	\$0	\$34,969,329	\$0
<b>2020</b>	\$32,273,818	\$0	\$0	\$0	\$0	\$0	\$32,273,818	\$0	\$32,273,818	\$0
<b>2021</b>	\$32,273,818	\$0	\$0	\$0	\$0	\$0	\$0	\$32,273,818	\$32,273,818	\$0
<b>Total</b>	<b>\$234,115,091</b>	<b>\$3,566,099</b>	<b>\$22,436,528</b>	<b>\$23,627,340</b>	<b>\$74,699,212</b>	<b>\$43,906,241</b>	<b>\$33,605,853</b>	<b>\$32,273,818</b>	<b>\$234,115,091</b>	<b>\$0</b>
<hr/>										
<b>Empl. Benefit Payment</b>		\$1,436,980	\$3,653,554	\$3,715,962	\$6,719,463	\$2,645,573	\$2,645,573	\$2,645,573	\$23,462,678	



**6.D. Federal Funds Tracking Schedule**  
 86th Regular Session, Agency Submission, Version 1  
 Automated Budget and Evaluation System of Texas (ABEST)

DATE: 8/27/2018  
 TIME : 1:15:10PM

Agency code: 802                      Agency name: **Parks and Wildlife Department**

<b>Federal FY</b>	<b>Award Amount</b>	<b>Expended SFY 2015</b>	<b>Expended SFY 2016</b>	<b>Expended SFY 2017</b>	<b>Estimated SFY 2018</b>	<b>Budgeted SFY 2019</b>	<b>Requested SFY 2020</b>	<b>Requested SFY 2021</b>	<b>Total</b>	<b>Difference from Award</b>
<b><u>CFDA 15.615.000 Cooperative Endangered Sp</u></b>										
2020	\$2,224,256	\$0	\$0	\$0	\$0	\$0	\$2,224,256	\$0	\$2,224,256	\$0
2021	\$2,224,256	\$0	\$0	\$0	\$0	\$0	\$0	\$2,224,256	\$2,224,256	\$0
<b>Total</b>	<b>\$4,448,512</b>	<b>\$0</b>	<b>\$0</b>	<b>\$0</b>	<b>\$0</b>	<b>\$0</b>	<b>\$2,224,256</b>	<b>\$2,224,256</b>	<b>\$4,448,512</b>	<b>\$0</b>
<b>Empl. Benefit Payment</b>										
		\$0	\$0	\$0	\$0	\$0	\$0	\$0	\$0	\$0

**6.D. Federal Funds Tracking Schedule**  
 86th Regular Session, Agency Submission, Version 1  
 Automated Budget and Evaluation System of Texas (ABEST)

DATE: 8/27/2018  
 TIME : 1:15:10PM

Agency code: 802                      Agency name: **Parks and Wildlife Department**

<b>Federal FY</b>	<b>Award Amount</b>	<b>Expended SFY 2015</b>	<b>Expended SFY 2016</b>	<b>Expended SFY 2017</b>	<b>Estimated SFY 2018</b>	<b>Budgeted SFY 2019</b>	<b>Requested SFY 2020</b>	<b>Requested SFY 2021</b>	<b>Total</b>	<b>Difference from Award</b>
<b><u>CFDA 15.626.000 HUNTER EDUCATION &amp; SAFETY PROGRAM</u></b>										
2015	\$239,760	\$58,667	\$181,093	\$0	\$0	\$0	\$0	\$0	\$239,760	\$0
2016	\$241,200	\$0	\$51,285	\$189,915	\$0	\$0	\$0	\$0	\$241,200	\$0
2017	\$239,760	\$0	\$0	\$29,330	\$210,430	\$0	\$0	\$0	\$239,760	\$0
2018	\$249,995	\$0	\$0	\$0	\$249,995	\$0	\$0	\$0	\$249,995	\$0
2019	\$240,846	\$0	\$0	\$0	\$0	\$240,846	\$0	\$0	\$240,846	\$0
2020	\$240,846	\$0	\$0	\$0	\$0	\$0	\$240,846	\$0	\$240,846	\$0
2021	\$240,846	\$0	\$0	\$0	\$0	\$0	\$0	\$240,846	\$240,846	\$0
<b>Total</b>	<b>\$1,693,253</b>	<b>\$58,667</b>	<b>\$232,378</b>	<b>\$219,245</b>	<b>\$460,425</b>	<b>\$240,846</b>	<b>\$240,846</b>	<b>\$240,846</b>	<b>\$1,693,253</b>	<b>\$0</b>
<hr/>										
<b>Empl. Benefit Payment</b>		\$35,946	\$46,246	\$50,045	\$36,906	\$37,067	\$37,067	\$37,067	\$280,344	

**6.D. Federal Funds Tracking Schedule**  
 86th Regular Session, Agency Submission, Version 1  
 Automated Budget and Evaluation System of Texas (ABEST)

DATE: 8/27/2018  
 TIME : 1:15:10PM

Agency code: **802** Agency name: **Parks and Wildlife Department**

<b>Federal FY</b>	<b>Award Amount</b>	<b>Expended SFY 2015</b>	<b>Expended SFY 2016</b>	<b>Expended SFY 2017</b>	<b>Estimated SFY 2018</b>	<b>Budgeted SFY 2019</b>	<b>Requested SFY 2020</b>	<b>Requested SFY 2021</b>	<b>Total</b>	<b>Difference from Award</b>
<b><u>CFDA 15.634.000 State Wildlife Grants</u></b>										
<b>2014</b>	\$2,393,879	\$0	\$1,987,486	\$406,393	\$0	\$0	\$0	\$0	\$2,393,879	\$0
<b>2015</b>	\$2,299,748	\$0	\$0	\$1,770,102	\$529,646	\$0	\$0	\$0	\$2,299,748	\$0
<b>2016</b>	\$2,486,328	\$0	\$0	\$0	\$2,486,328	\$0	\$0	\$0	\$2,486,328	\$0
<b>2017</b>	\$2,503,634	\$0	\$0	\$0	\$2,503,634	\$0	\$0	\$0	\$2,503,634	\$0
<b>2018</b>	\$2,486,328	\$0	\$0	\$0	\$2,486,328	\$0	\$0	\$0	\$2,486,328	\$0
<b>2019</b>	\$2,486,328	\$0	\$0	\$0	\$0	\$2,486,328	\$0	\$0	\$2,486,328	\$0
<b>2020</b>	\$2,486,328	\$0	\$0	\$0	\$0	\$0	\$2,486,328	\$0	\$2,486,328	\$0
<b>2021</b>	\$2,486,328	\$0	\$0	\$0	\$0	\$0	\$0	\$2,486,328	\$2,486,328	\$0
<b>Total</b>	<b>\$19,628,901</b>	<b>\$0</b>	<b>\$1,987,486</b>	<b>\$2,176,495</b>	<b>\$8,005,936</b>	<b>\$2,486,328</b>	<b>\$2,486,328</b>	<b>\$2,486,328</b>	<b>\$19,628,901</b>	<b>\$0</b>
<hr/>										
<b>Empl. Benefit Payment</b>		\$111,066	\$86,164	\$90,532	\$118,610	\$0	\$0	\$0	\$406,372	

**6.D. Federal Funds Tracking Schedule**  
 86th Regular Session, Agency Submission, Version 1  
 Automated Budget and Evaluation System of Texas (ABEST)

DATE: 8/27/2018  
 TIME : 1:15:10PM

Agency code: 802                      Agency name: **Parks and Wildlife Department**

Federal FY	Award Amount	Expended SFY 2015	Expended SFY 2016	Expended SFY 2017	Estimated SFY 2018	Budgeted SFY 2019	Requested SFY 2020	Requested SFY 2021	Total	Difference from Award
<b>CFDA 15.916.000 Outdoor Recreation Acquis</b>										
2013	\$2,182,483	\$477,963	\$1,704,520	\$0	\$0	\$0	\$0	\$0	\$2,182,483	\$0
2014	\$2,470,159	\$0	\$2,329,111	\$141,048	\$0	\$0	\$0	\$0	\$2,470,159	\$0
2015	\$2,436,091	\$0	\$0	\$1,258,391	\$1,177,700	\$0	\$0	\$0	\$2,436,091	\$0
2016	\$5,415,887	\$0	\$0	\$0	\$3,916,293	\$1,249,594	\$250,000	\$0	\$5,415,887	\$0
2017	\$5,380,583	\$0	\$0	\$0	\$5,380,583	\$0	\$0	\$0	\$5,380,583	\$0
2018	\$4,279,023	\$0	\$0	\$0	\$4,279,023	\$0	\$0	\$0	\$4,279,023	\$0
2019	\$4,279,023	\$0	\$0	\$0	\$0	\$4,279,023	\$0	\$0	\$4,279,023	\$0
2020	\$4,279,023	\$0	\$0	\$0	\$0	\$0	\$4,279,023	\$0	\$4,279,023	\$0
2021	\$4,279,023	\$0	\$0	\$0	\$0	\$0	\$0	\$4,279,023	\$4,279,023	\$0
<b>Total</b>	<b>\$35,001,295</b>	<b>\$477,963</b>	<b>\$4,033,631</b>	<b>\$1,399,439</b>	<b>\$14,753,599</b>	<b>\$5,528,617</b>	<b>\$4,529,023</b>	<b>\$4,279,023</b>	<b>\$35,001,295</b>	<b>\$0</b>

<b>Empl. Benefit Payment</b>	\$0	\$0	\$0	\$0	\$0	\$0	\$0	\$0	\$0	\$0
------------------------------	-----	-----	-----	-----	-----	-----	-----	-----	-----	-----

**6.D. Federal Funds Tracking Schedule**  
 86th Regular Session, Agency Submission, Version 1  
 Automated Budget and Evaluation System of Texas (ABEST)

DATE: 8/27/2018  
 TIME : 1:15:10PM

Agency code: 802                      Agency name: **Parks and Wildlife Department**

Federal FY	Award Amount	Expended SFY 2015	Expended SFY 2016	Expended SFY 2017	Estimated SFY 2018	Budgeted SFY 2019	Requested SFY 2020	Requested SFY 2021	Total	Difference from Award
<b>CFDA 20.219.000 National Recreational Tr</b>										
2014	\$3,954,874	\$2,266,512	\$1,688,362	\$0	\$0	\$0	\$0	\$0	\$3,954,874	\$0
2015	\$3,954,874	\$0	\$745,577	\$3,209,297	\$0	\$0	\$0	\$0	\$3,954,874	\$0
2016	\$3,954,874	\$0	\$0	\$964,805	\$2,990,069	\$0	\$0	\$0	\$3,954,874	\$0
2017	\$3,954,874	\$0	\$0	\$0	\$3,954,874	\$0	\$0	\$0	\$3,954,874	\$0
2018	\$3,986,905	\$0	\$0	\$0	\$3,986,905	\$0	\$0	\$0	\$3,986,905	\$0
2019	\$3,986,905	\$0	\$0	\$0	\$0	\$3,986,905	\$0	\$0	\$3,986,905	\$0
2020	\$3,986,905	\$0	\$0	\$0	\$0	\$0	\$3,986,905	\$0	\$3,986,905	\$0
2021	\$3,986,905	\$0	\$0	\$0	\$0	\$0	\$0	\$3,986,905	\$3,986,905	\$0
<b>Total</b>	<b>\$31,767,116</b>	<b>\$2,266,512</b>	<b>\$2,433,939</b>	<b>\$4,174,102</b>	<b>\$10,931,848</b>	<b>\$3,986,905</b>	<b>\$3,986,905</b>	<b>\$3,986,905</b>	<b>\$31,767,116</b>	<b>\$0</b>
<hr/>										
<b>Empl. Benefit Payment</b>		\$27,513	\$61,458	\$65,169	\$130,379	\$59,685	\$59,685	\$59,685	\$463,574	

**6.D. Federal Funds Tracking Schedule**  
 86th Regular Session, Agency Submission, Version 1  
 Automated Budget and Evaluation System of Texas (ABEST)

DATE: 8/27/2018  
 TIME : 1:15:10PM

Agency code: **802** Agency name: **Parks and Wildlife Department**

<b>Federal FY</b>	<b>Award Amount</b>	<b>Expended SFY 2015</b>	<b>Expended SFY 2016</b>	<b>Expended SFY 2017</b>	<b>Estimated SFY 2018</b>	<b>Budgeted SFY 2019</b>	<b>Requested SFY 2020</b>	<b>Requested SFY 2021</b>	<b>Total</b>	<b>Difference from Award</b>
<b><u>CFDA 97.012.000 Boating Sfty. Financial Assist</u></b>										
<b>2015</b>	\$3,727,199	\$3,159,809	\$567,390	\$0	\$0	\$0	\$0	\$0	\$3,727,199	\$0
<b>2016</b>	\$3,775,166	\$0	\$3,520,785	\$254,381	\$0	\$0	\$0	\$0	\$3,775,166	\$0
<b>2017</b>	\$3,821,566	\$0	\$0	\$3,531,491	\$290,075	\$0	\$0	\$0	\$3,821,566	\$0
<b>2018</b>	\$3,771,240	\$0	\$0	\$0	\$3,771,240	\$0	\$0	\$0	\$3,771,240	\$0
<b>2019</b>	\$3,411,826	\$0	\$0	\$0	\$0	\$3,411,826	\$0	\$0	\$3,411,826	\$0
<b>2020</b>	\$3,411,826	\$0	\$0	\$0	\$0	\$0	\$3,411,826	\$0	\$3,411,826	\$0
<b>2021</b>	\$3,411,826	\$0	\$0	\$0	\$0	\$0	\$0	\$3,411,826	\$3,411,826	\$0
<b>Total</b>	<b>\$25,330,649</b>	<b>\$3,159,809</b>	<b>\$4,088,175</b>	<b>\$3,785,872</b>	<b>\$4,061,315</b>	<b>\$3,411,826</b>	<b>\$3,411,826</b>	<b>\$3,411,826</b>	<b>\$25,330,649</b>	<b>\$0</b>
<hr/>										
<b>Empl. Benefit Payment</b>		\$374,269	\$512,600	\$471,361	\$437,959	\$305,409	\$305,409	\$305,409	\$2,712,416	

**6.D. Federal Funds Tracking Schedule**  
 86th Regular Session, Agency Submission, Version 1  
 Automated Budget and Evaluation System of Texas (ABEST)

DATE: 8/27/2018  
 TIME : 1:15:10PM

Agency code: 802                      Agency name: **Parks and Wildlife Department**

<b>Federal FY</b>	<b>Award Amount</b>	<b>Expended SFY 2015</b>	<b>Expended SFY 2016</b>	<b>Expended SFY 2017</b>	<b>Estimated SFY 2018</b>	<b>Budgeted SFY 2019</b>	<b>Requested SFY 2020</b>	<b>Requested SFY 2021</b>	<b>Total</b>	<b>Difference from Award</b>
<b><u>CFDA 97.056.000 Port Security Grant Program</u></b>										
2015	\$1,457,084	\$1,321,789	\$135,295	\$0	\$0	\$0	\$0	\$0	\$1,457,084	\$0
2016	\$1,163,781	\$0	\$967,572	\$168,979	\$27,230	\$0	\$0	\$0	\$1,163,781	\$0
2017	\$408,820	\$0	\$0	\$360,569	\$48,251	\$0	\$0	\$0	\$408,820	\$0
2018	\$1,226,057	\$0	\$0	\$0	\$1,226,057	\$0	\$0	\$0	\$1,226,057	\$0
2019	\$586,055	\$0	\$0	\$0	\$0	\$586,055	\$0	\$0	\$586,055	\$0
2020	\$586,055	\$0	\$0	\$0	\$0	\$0	\$586,055	\$0	\$586,055	\$0
2021	\$586,055	\$0	\$0	\$0	\$0	\$0	\$0	\$586,055	\$586,055	\$0
<b>Total</b>	<b>\$6,013,907</b>	<b>\$1,321,789</b>	<b>\$1,102,867</b>	<b>\$529,548</b>	<b>\$1,301,538</b>	<b>\$586,055</b>	<b>\$586,055</b>	<b>\$586,055</b>	<b>\$6,013,907</b>	<b>\$0</b>
<hr/>										
<b>Empl. Benefit Payment</b>		\$0	\$0	\$0	\$0	\$0	\$0	\$0	\$0	\$0

This page is intentionally blank.



**6.E. Estimated Revenue Collections Supporting Schedule**  
86th Regular Session, Agency Submission, Version 1  
Automated Budget and Evaluation System of Texas (ABEST)

Agency Code: **802** Agency name: **Parks and Wildlife Department**

FUND/ACCOUNT	Act 2017	Exp 2018	Exp 2019	Bud 2020	Est 2021
<b>9 Game,Fish,Water Safety Ac</b>					
Beginning Balance (Unencumbered):	\$61,606,040	\$62,533,676	\$60,415,954	\$73,762,918	\$76,064,206
Estimated Revenue:					
3111 Boat & Motor Sales & Use Tax	2,999,890	3,707,179	3,353,535	3,353,535	3,353,535
3315 Oil and Gas Lease Bonus	25,356	0	0	0	0
3316 Oil and Gas Lease Rental	2,732	0	0	0	0
3319 Oil Royal-Parks & Wildlife Lands	183,918	213,269	213,269	213,269	213,269
3324 Gas Royal-Parks & Wildlife Lands	1,021,008	86,335	347,795	347,795	347,795
3340 Land Easements	1,509	1,509	1,509	1,509	1,509
3341 Grazing Lease Rental	323,981	337,146	337,146	337,146	337,146
3344 Sand, Shell, Gravel, Timber Sales	290,729	288,472	288,472	288,472	288,472
3349 Land Sales	0	5,000	0	0	0
3433 Lake Texoma Fishing License Fees	277,847	254,954	254,954	254,954	254,954
3434 Game/Fish/Equip Fees - Non Comm	104,924,179	99,900,300	102,397,808	104,957,753	104,957,753
3435 Game/Fish/Equip Fees - Comm'l	5,245,787	5,331,377	6,130,406	5,824,110	5,824,110
3437 Public Hunting Participation Fees	1,567,234	1,233,324	1,428,935	1,428,935	1,428,935
3445 Oyster Bed Location Rental	54,596	46,126	46,126	46,126	46,126
3446 Wildlife Value Recovery	567,422	534,069	534,069	534,069	534,069
3447 Sale-Conf Pelt/Mar Life/Vessel	81,424	26,214	26,214	26,214	26,214
3448 Parks/Wildlife, Sale Forfeited Prop	26,093	8,691	18,945	18,945	18,945
3449 Game & Fish, Water, Parks Violation	1,737,942	1,668,582	1,737,942	1,737,942	1,737,942
3452 Wildlife Management Permits	2,715,415	2,443,079	2,579,247	2,579,247	2,579,247
3455 Motorboat Registration Fees	14,800,844	15,021,107	14,970,616	14,970,616	14,970,616
3456 Motorboat/Outbd Mtr Title Cert	4,760,692	4,744,728	4,760,692	4,760,692	4,760,692
3464 Floating Cabin Permit/App/Renew	43,800	39,900	39,900	39,900	39,900
3468 Parks & Wildlife Publications	943,191	955,703	955,703	955,703	955,703
3469 P&W Publication Royalty/Comm	561	326	326	326	326
3714 Judgments	178,891	164,126	164,126	164,126	164,126
3719 Fees/Copies or Filing of Records	12,537	5,231	5,231	5,231	5,231
3722 Conf, Semin, & Train Regis Fees	31,976	35,372	35,372	35,372	35,372
3725 State Grants Pass-thru Revenue	3,186,389	381,270	381,270	381,270	381,270
3727 Fees - Administrative Services	175,054	166,380	166,380	166,380	166,380
3740 Grants/Donations	4,220,383	601,121	601,121	601,121	601,121

**6.E. Estimated Revenue Collections Supporting Schedule**  
86th Regular Session, Agency Submission, Version 1  
Automated Budget and Evaluation System of Texas (ABEST)

Agency Code: **802** Agency name: **Parks and Wildlife Department**

<b>FUND/ACCOUNT</b>	<b>Act 2017</b>	<b>Exp 2018</b>	<b>Exp 2019</b>	<b>Bud 2020</b>	<b>Est 2021</b>
3747 Rental - Other	15,898	10,954	17,634	17,634	17,634
3748 Royalties	0	100	0	0	0
3750 Sale of Furniture & Equipment	5,310	7,317	7,317	7,317	7,317
3754 Other Surplus/Salvage Property	15,546	81,076	34,908	34,908	34,908
3755 Sale Sesqui Commeratve Souv/Gift	169,966	146,073	146,073	146,073	146,073
3765 Supplies/Equipment/Services	332,725	480,694	480,694	480,694	480,694
3766 Supplies/Equip/Servs-Local Funds	9,625	9,625	9,625	9,625	9,625
3767 Supply, Equip, Service - Fed/Other	25,695	56,957	56,957	56,957	56,957
3773 Insurance and Damages	81,911	0	0	0	0
3781 Prepmnt of Petty Cash Advance	3,500	2,900	2,900	2,900	2,900
3790 Deposit to Trust or Suspense	(7,296)	62,416	0	0	0
3802 Reimbursements-Third Party	7,541,192	5,501,141	1,737,625	1,737,625	1,737,625
3806 Rental of Housing to State Employ	66,741	64,263	70,730	70,730	70,730
3839 Sale of Motor Vehicle/Boat/Aircraft	623,476	602,090	565,404	565,404	565,404
3842 State Grants, Pass-Thru Rev, Oper	68,245	12,846	12,846	12,846	12,846
3851 Interest on St Deposits & Treas Inv	836,456	1,324,614	1,324,614	1,324,614	1,324,614
3854 Interest - Other	79,112	0	0	0	0
3879 Credit Card and Related Fees	1,105,235	1,247,525	1,372,277	1,372,277	1,372,277
3968 Transfers	0	1,395,332	0	0	0
<b>Subtotal: Actual/Estimated Revenue</b>	<b>161,374,717</b>	<b>149,206,813</b>	<b>147,616,713</b>	<b>149,870,362</b>	<b>149,870,362</b>
<b>Total Available</b>	<b>\$222,980,757</b>	<b>\$211,740,489</b>	<b>\$208,032,667</b>	<b>\$223,633,280</b>	<b>\$225,934,568</b>

**DEDUCTIONS:**

Expended//Budgeted	(128,987,462)	(123,271,952)	(105,876,018)	(118,011,721)	(107,899,039)
Employee Benefits	(18,951,944)	(19,907,301)	(19,711,693)	(19,809,499)	(19,809,499)
Transfer - SWCAP	(342,487)	(504,349)	(504,349)	(504,349)	(504,349)
Transfer - Unemployment Benefits (Appropriation 90822)	(16,006)	(6,017)	(11,012)	(11,012)	(11,012)
Transfer - Benefits Proportional Adjustment	0	2,529,863	2,628,413	2,579,138	2,579,138
Transfer - Miscellaneous Claims	(73)	(37,964)	(2,901)	(2,901)	(2,901)
Benefits for Retired Employees (ERS Shared Cash)	(9,104,319)	(9,703,779)	(10,631,606)	(11,648,147)	(12,761,885)
Transfer - Motor Boat to Fund 64	(2,888,500)	(262,453)	0	0	0
Transfer - TX Department of Agriculture	(156,290)	(160,583)	(160,583)	(160,583)	(160,583)

**6.E. Estimated Revenue Collections Supporting Schedule**  
 86th Regular Session, Agency Submission, Version 1  
 Automated Budget and Evaluation System of Texas (ABEST)

Agency Code: **802** Agency name: **Parks and Wildlife Department**

<b>FUND/ACCOUNT</b>	<b>Act 2017</b>	<b>Exp 2018</b>	<b>Exp 2019</b>	<b>Bud 2020</b>	<b>Est 2021</b>
<b>Total, Deductions</b>	<b>\$(160,447,081)</b>	<b>\$(151,324,535)</b>	<b>\$(134,269,749)</b>	<b>\$(147,569,074)</b>	<b>\$(138,570,130)</b>
<b>Ending Fund/Account Balance</b>	<b>\$62,533,676</b>	<b>\$60,415,954</b>	<b>\$73,762,918</b>	<b>\$76,064,206</b>	<b>\$87,364,438</b>

**REVENUE ASSUMPTIONS:**

FY18 revenue projections are based on actual revenue collections through June 2018, with remaining months estimated based on actual FY17 or historical averages/trends. Unless otherwise noted, FY19-21 estimates assume FY18 revenue collections or are based on historic averages/trends.

Gas Royalties from Parks and Wildlife Lands (3324) FY18 remaining months are based on rolling 3 month average. FY19 based on a 3 year average (FY16-18).

Game/Fish/Equip Fees - Non Commercial (3434) FY18 remaining months based on FY17 levels to reflect continued YTD impacts from Hurricane Harvey. FY19-20 based on prior year levels with a 5 year average increase of 2.5% added (FY13-17). FY21 based on FY20 levels.

Game/Fish/Equip Fees-Commercial (3435) FY18-21 includes estimated revenue from cultch replacement fees authorized by HB51, and shrimp buyback revenues per HB24.

Game, Fish, Water & Parks Violation (3449) FY18 remaining months are based on FY17 levels. FY19-21 based on FY17 levels.

Motorboat Registration Fees (3455) FY18 remaining months are based on FY17 levels. FY19-21 based on a 4 year average (FY14-17).

Grants/Donations (3740) FY18 remaining months are based on FY17 monthly average minus large donation amounts. FY19-21 based on FY18 levels.

Third Party Reimbursements (3802) FY18 projection includes \$3.8M adjustment for Fund 0932 for NFWF Dagger Island.

Interest (3851) FY18 remaining months are based on a rolling 3 month average and FY19-21 based on FY18 levels.

Credit Card Fees (3879) FY18 remaining months and FY19 based on prior year levels with a 10% increase added.

Transfer W/I Fund/Account (3968) FY18 projection reflects the impact of HB1724, which transfers balances from the Shrimp Buyback account (Afund 5023) to a new restricted subaccount (Fund 0928) within the Game/Fish & Water Safety Fund.

**CONTACT PERSON:**

Cassidee McDaris / Julie Horsley

**6.E. Estimated Revenue Collections Supporting Schedule**  
86th Regular Session, Agency Submission, Version 1  
Automated Budget and Evaluation System of Texas (ABEST)

Agency Code: **802** Agency name: **Parks and Wildlife Department**

<b>FUND/ACCOUNT</b>	<b>Act 2017</b>	<b>Exp 2018</b>	<b>Exp 2019</b>	<b>Bud 2020</b>	<b>Est 2021</b>
<b>64 State Parks Acct</b>					
Beginning Balance (Unencumbered):	\$43,977,406	\$44,564,151	\$35,969,599	\$34,844,114	\$33,759,497
Estimated Revenue:					
3319 Oil Royal-Parks & Wildlife Lands	320,343	274,038	274,038	274,038	274,038
3324 Gas Royal-Parks & Wildlife Lands	1,205,553	859,918	1,014,527	1,014,527	1,014,527
3340 Land Easements	4,996	5,266	5,266	5,266	5,266
3341 Grazing Lease Rental	6,405	29,673	29,673	29,673	29,673
3342 Land Lease	12,836	31,790	19,790	19,790	19,790
3344 Sand, Shell, Gravel, Timber Sales	14,215	13,419	13,419	13,419	13,419
3349 Land Sales	0	50,307	0	0	0
3449 Game & Fish, Water, Parks Violation	129,894	126,781	126,781	126,781	126,781
3461 State Parks Fees	56,245,924	50,212,262	53,229,093	54,969,183	54,969,183
3468 Parks & Wildlife Publications	995,890	1,007,990	1,007,990	1,007,990	1,007,990
3469 P&W Publication Royalty/Comm	283	310	310	310	310
3719 Fees/Copies or Filing of Records	235	0	0	0	0
3722 Conf, Semin, & Train Regis Fees	52,810	57,120	54,965	54,965	54,965
3740 Grants/Donations	1,180,814	1,058,267	1,145,065	1,145,065	1,145,065
3754 Other Surplus/Salvage Property	202	282	0	0	0
3765 Supplies/Equipment/Services	0	6,375,819	0	0	0
3767 Supply, Equip, Service - Fed/Other	20,000	20,000	20,000	20,000	20,000
3773 Insurance and Damages	0	22,365	0	0	0
3781 Prepmnt of Petty Cash Advance	0	600	600	600	600
3802 Reimbursements-Third Party	321,737	331,822	331,822	9,331,822	331,822
3806 Rental of Housing to State Employ	284,150	289,848	289,848	289,848	289,848
3842 State Grants, Pass-Thru Rev, Oper	0	73,515	0	0	0
3879 Credit Card and Related Fees	344,520	318,900	318,900	318,900	318,900
3883 Issue Parks & Wildlife Gift Cards	15,573	35,275	35,275	35,275	35,275
3924 Alloc from GR - Sporting Goods Tax	99,592,777	73,093,621	73,882,973	81,886,580	82,343,009
3972 Other Cash Transfers Between Funds	2,888,500	262,453	0	0	0
Subtotal: Actual/Estimated Revenue	163,637,657	134,551,641	131,800,335	150,544,032	142,000,461
<b>Total Available</b>	<b>\$207,615,063</b>	<b>\$179,115,792</b>	<b>\$167,769,934</b>	<b>\$185,388,146</b>	<b>\$175,759,958</b>

**6.E. Estimated Revenue Collections Supporting Schedule**  
86th Regular Session, Agency Submission, Version 1  
Automated Budget and Evaluation System of Texas (ABEST)

Agency Code: **802** Agency name: **Parks and Wildlife Department**

<b>FUND/ACCOUNT</b>	<b>Act 2017</b>	<b>Exp 2018</b>	<b>Exp 2019</b>	<b>Bud 2020</b>	<b>Est 2021</b>
<b>DEDUCTIONS:</b>					
Expended/Budgeted	(111,888,894)	(114,353,275)	(104,739,636)	(122,718,237)	(113,458,955)
Employee Benefits	(19,151,859)	(22,272,535)	(22,159,738)	(22,216,110)	(22,216,110)
Transfer - SWCAP	(207,915)	(231,913)	(231,913)	(231,913)	(231,913)
Transfer - Unemployment Benefits (Appropriation 90822)	(66,200)	(16,092)	(41,146)	(41,146)	(41,146)
Transfer - Benefits Proportional Adjustment	0	2,208,671	3,341,691	3,341,691	3,341,691
Transfer - Miscellaneous Claims	(7)	(1,367)	(1,367)	(1,367)	(1,367)
Benefits for Retired Employees (ERS Shared Cash)	(7,487,299)	(7,741,682)	(8,355,711)	(9,018,442)	(9,733,736)
Transfer - Deferred Maintenance Fund 5166	(23,510,744)	0	0	0	0
G.O. Bond Debt Service - Park Development Bonds	(737,994)	(738,000)	(738,000)	(743,125)	0
<b>Total, Deductions</b>	<b>\$(163,050,912)</b>	<b>\$(143,146,193)</b>	<b>\$(132,925,820)</b>	<b>\$(151,628,649)</b>	<b>\$(142,341,536)</b>
<b>Ending Fund/Account Balance</b>	<b>\$44,564,151</b>	<b>\$35,969,599</b>	<b>\$34,844,114</b>	<b>\$33,759,497</b>	<b>\$33,418,422</b>

**REVENUE ASSUMPTIONS:**

FY18 revenue projections are based on actual revenue collections through June 2018, with remaining months estimated based on actual FY17 or historical averages/trends. Unless otherwise noted, FY19-21 estimates assume FY18 revenue collection or are based on historic averages/trends.

Gas Royalties (3324) FY18 estimated at \$860k based on June actuals with remaining months based on a 3 month rolling average. FY19 based on a 3 year average (FY16-18).

State Parks Fees (3461) FY18 estimated at \$50.2m based on June actuals with declines factored in for remaining months to reflect Hurricane Harvey impacts. FY19 estimate assumes a partial rebound in State Park revenues, which is expected to continue into FY20 at a 10 year average growth rate of 3.3%.

Third Party Reimbursement (3802) FY20 estimate includes \$9M associated with Galveston Island (BP) UB.

Interagency Sale Of Supplies/Equipment/Services (3765) FY18 estimate includes \$6.3M associated with Interagency contracts with TX Dot (Galveston Island Rds) & Soil & Water Conservation Board.

Sporting Goods Sales Tax (3924) estimates are based on expended/budgeted amounts and estimated benefits.

Other Cash Transfers Between Funds/Accts (3972) FY18 reflects boat registration/titling transfer from the Game, Fish and Water Safety account for August 2017 which was received in FY18. At this time, no additional transfers are anticipated in FY18/19 or beyond.

**6.E. Estimated Revenue Collections Supporting Schedule**  
86th Regular Session, Agency Submission, Version 1  
Automated Budget and Evaluation System of Texas (ABEST)

---

Agency Code: **802** Agency name: **Parks and Wildlife Department**

---

<b>FUND/ACCOUNT</b>	<b>Act 2017</b>	<b>Exp 2018</b>	<b>Exp 2019</b>	<b>Bud 2020</b>	<b>Est 2021</b>
---------------------	-----------------	-----------------	-----------------	-----------------	-----------------

---

**CONTACT PERSON:**

Cassidee McDaris / Julie Horsley

---

**6.E. Estimated Revenue Collections Supporting Schedule**  
 86th Regular Session, Agency Submission, Version 1  
 Automated Budget and Evaluation System of Texas (ABEST)

Agency Code: **802** Agency name: **Parks and Wildlife Department**

<b>FUND/ACCOUNT</b>	<b>Act 2017</b>	<b>Exp 2018</b>	<b>Exp 2019</b>	<b>Bud 2020</b>	<b>Est 2021</b>
<b>467 Local Parks Account</b>					
Beginning Balance (Unencumbered):	\$4,828,688	\$3,453,249	\$3,444,120	\$3,434,442	\$3,424,181
Estimated Revenue:					
3924 Alloc from GR - Sporting Goods Tax	11,505,749	11,285,464	11,209,470	10,110,557	10,113,488
Subtotal: Actual/Estimated Revenue	11,505,749	11,285,464	11,209,470	10,110,557	10,113,488
<b>Total Available</b>	<b>\$16,334,437</b>	<b>\$14,738,713</b>	<b>\$14,653,590</b>	<b>\$13,544,999</b>	<b>\$13,537,669</b>
<b>DEDUCTIONS:</b>					
Expended/Budgeted	(10,664,402)	(9,013,472)	(9,013,472)	(7,872,494)	(7,872,494)
Employee Benefits	(2,154,844)	(222,811)	(221,784)	(222,298)	(222,298)
Transfer - Benefits Proportional Adjustment	0	(2,005,815)	(1,928,240)	(1,967,028)	(1,967,028)
Benefits for Retired Employees (ERS Shared Cash)	(61,942)	(52,495)	(55,652)	(58,998)	(62,546)
<b>Total, Deductions</b>	<b>\$(12,881,188)</b>	<b>\$(11,294,593)</b>	<b>\$(11,219,148)</b>	<b>\$(10,120,818)</b>	<b>\$(10,124,366)</b>
<b>Ending Fund/Account Balance</b>	<b>\$3,453,249</b>	<b>\$3,444,120</b>	<b>\$3,434,442</b>	<b>\$3,424,181</b>	<b>\$3,413,303</b>

**REVENUE ASSUMPTIONS:**

Sporting Goods Sales Tax (3924) estimates are based on expended/budgeted amounts and estimated benefits.

**CONTACT PERSON:**

Cassidee McDaris / Julie Horsley

**6.E. Estimated Revenue Collections Supporting Schedule**  
86th Regular Session, Agency Submission, Version 1  
Automated Budget and Evaluation System of Texas (ABEST)

Agency Code: **802** Agency name: **Parks and Wildlife Department**

<b>FUND/ACCOUNT</b>	<b>Act 2017</b>	<b>Exp 2018</b>	<b>Exp 2019</b>	<b>Bud 2020</b>	<b>Est 2021</b>
<b>506 Non-game End Species Acct</b>					
Beginning Balance (Unencumbered):	\$531,954	\$495,621	\$456,404	\$442,589	\$428,587
Estimated Revenue:					
3435 Game/Fish/Equip Fees - Comm'l	18,400	25,054	25,054	25,054	25,054
3449 Game & Fish, Water, Parks Violation	150	415	415	415	415
3452 Wildlife Management Permits	10,374	7,522	7,522	7,522	7,522
3468 Parks & Wildlife Publications	152	50	50	50	50
3469 P&W Publication Royalty/Comm	2,664	1,517	1,517	1,517	1,517
3740 Grants/Donations	6,604	6,059	6,059	6,059	6,059
Subtotal: Actual/Estimated Revenue	38,344	40,617	40,617	40,617	40,617
<b>Total Available</b>	<b>\$570,298</b>	<b>\$536,238</b>	<b>\$497,021</b>	<b>\$483,206</b>	<b>\$469,204</b>
<b>DEDUCTIONS:</b>					
Expended/Budgeted	(63,197)	(67,366)	(42,820)	(43,007)	(43,006)
Employee Benefits	(11,353)	(12,846)	(12,846)	(12,846)	(12,846)
Transfer - SWCAP	(127)	(187)	(187)	(187)	(187)
Transfer - Benefits Proportional Adjustment	0	565	1,421	1,421	1,421
<b>Total, Deductions</b>	<b>\$(74,677)</b>	<b>\$(79,834)</b>	<b>\$(54,432)</b>	<b>\$(54,619)</b>	<b>\$(54,618)</b>
<b>Ending Fund/Account Balance</b>	<b>\$495,621</b>	<b>\$456,404</b>	<b>\$442,589</b>	<b>\$428,587</b>	<b>\$414,586</b>

**REVENUE ASSUMPTIONS:**

FY18 revenue projections are based on actual revenue collections through June 2018, with remaining months estimated based on actual FY17 or historical averages/trends. Unless otherwise noted, FY19-21 estimates assume FY18 revenue collection levels or are based on historical averages/trends.

**CONTACT PERSON:**

Cassidee McDaris / Julie Horsley



**6.E. Estimated Revenue Collections Supporting Schedule**  
 86th Regular Session, Agency Submission, Version 1  
 Automated Budget and Evaluation System of Texas (ABEST)

Agency Code: **802** Agency name: **Parks and Wildlife Department**

<b>FUND/ACCOUNT</b>	<b>Act 2017</b>	<b>Exp 2018</b>	<b>Exp 2019</b>	<b>Bud 2020</b>	<b>Est 2021</b>
<b>544 Lifetime Lic Endow Acct</b>					
Beginning Balance (Unencumbered):	\$27,002,901	\$28,486,504	\$22,123,377	\$23,805,406	\$25,426,234
Estimated Revenue:					
3434 Game/Fish/Equip Fees - Non Comm	1,309,815	1,322,651	1,338,430	1,354,398	1,354,398
3740 Grants/Donations	842	914	914	914	914
3851 Interest on St Deposits & Treas Inv	291,285	468,230	468,230	391,287	417,929
Subtotal: Actual/Estimated Revenue	1,601,942	1,791,795	1,807,574	1,746,599	1,773,241
<b>Total Available</b>	<b>\$28,604,843</b>	<b>\$30,278,299</b>	<b>\$23,930,951</b>	<b>\$25,552,005</b>	<b>\$27,199,475</b>
<b>DEDUCTIONS:</b>					
Expended/Budgeted	(88,592)	(8,125,000)	(125,000)	(125,226)	(125,226)
Employee Benefits	(29,377)	0	0	0	0
Transfer - SWCAP	(370)	(545)	(545)	(545)	(545)
Transfer - Benefits Proportional Adjustment	0	(29,377)	0	0	0
<b>Total, Deductions</b>	<b>\$(118,339)</b>	<b>\$(8,154,922)</b>	<b>\$(125,545)</b>	<b>\$(125,771)</b>	<b>\$(125,771)</b>
<b>Ending Fund/Account Balance</b>	<b>\$28,486,504</b>	<b>\$22,123,377</b>	<b>\$23,805,406</b>	<b>\$25,426,234</b>	<b>\$27,073,704</b>

**REVENUE ASSUMPTIONS:**

FY18 revenue projections are based on actual revenue collections through June 2018, with remaining months estimated based on actual FY17 or historical averages/trends. Unless otherwise noted, FY19-21 estimates assume FY18 revenue collections or are based on historical averages/trends.

Game, Fish/Equip Fees (3434) projections for FY19 and FY20 incorporate 1.2% growth based on 3 year average growth trends seen in this revenue comp for this fund.

Interest (3851) projections for FY20 and FY21 incorporate the estimated impact of increased expenditures during the FY18 and FY19 biennium, and corresponding decrease in cash balances.

**CONTACT PERSON:**

Cassidee McDaris / Julie Horsley

**6.E. Estimated Revenue Collections Supporting Schedule**  
 86th Regular Session, Agency Submission, Version 1  
 Automated Budget and Evaluation System of Texas (ABEST)

Agency Code: **802** Agency name: **Parks and Wildlife Department**

<b>FUND/ACCOUNT</b>	<b>Act 2017</b>	<b>Exp 2018</b>	<b>Exp 2019</b>	<b>Bud 2020</b>	<b>Est 2021</b>
<b>679 Artificial Reef Acct</b>					
Beginning Balance (Unencumbered):	\$6,433,191	\$7,086,146	\$1,140,713	\$2,622,041	\$4,102,855
Estimated Revenue:					
3740 Grants/Donations	2,390,000	3,365,000	1,828,985	1,828,985	1,828,985
3802 Reimbursements-Third Party	53,307	0	0	0	0
3851 Interest on St Deposits & Treas Inv	96,974	159,274	159,274	159,274	159,274
Subtotal: Actual/Estimated Revenue	2,540,281	3,524,274	1,988,259	1,988,259	1,988,259
<b>Total Available</b>	<b>\$8,973,472</b>	<b>\$10,610,420</b>	<b>\$3,128,972</b>	<b>\$4,610,300</b>	<b>\$6,091,114</b>
<b>DEDUCTIONS:</b>					
Expended/Budgeted	(1,820,266)	(9,380,430)	(418,681)	(418,681)	(418,681)
Employee Benefits	(66,778)	(87,584)	(86,557)	(87,071)	(87,071)
Transfer - SWCAP	(425)	(1,693)	(1,693)	(1,693)	(1,693)
Benefits for Retired Employees (ERS Shared Cash)	143	0	0	0	0
<b>Total, Deductions</b>	<b>\$(1,887,326)</b>	<b>\$(9,469,707)</b>	<b>\$(506,931)</b>	<b>\$(507,445)</b>	<b>\$(507,445)</b>
<b>Ending Fund/Account Balance</b>	<b>\$7,086,146</b>	<b>\$1,140,713</b>	<b>\$2,622,041</b>	<b>\$4,102,855</b>	<b>\$5,583,669</b>

**REVENUE ASSUMPTIONS:**

FY18 revenue projections are based on actual revenue collections through June 2018, with remaining months estimated based on actual FY17 or historical averages/trends. Unless otherwise noted, FY19-21 estimates assume FY18 revenue collections or are based on historical averages/trends.

Interest (3851) FY18 remaining months are based on a rolling 3 month average.

\*The ending FY20 balance in Afund 0679 reflects a 56% increase as compared to the beginning FY20 balance and the ending FY21 balance reflects a 113% increase as compared to the beginning FY20 balance. This is due to the estimates of artificial reef donations, which exceed projected expenses in FY20 and FY21.

**CONTACT PERSON:**

Cassidee McDaris / Julie Horsley

**6.E. Estimated Revenue Collections Supporting Schedule**  
86th Regular Session, Agency Submission, Version 1  
Automated Budget and Evaluation System of Texas (ABEST)

Agency Code: **802** Agency name: **Parks and Wildlife Department**

<b>FUND/ACCOUNT</b>	<b>Act 2017</b>	<b>Exp 2018</b>	<b>Exp 2019</b>	<b>Bud 2020</b>	<b>Est 2021</b>
<b>802 Lic Plate Trust Fund No. 0802, est</b>					
Beginning Balance (Unencumbered):	\$995,175	\$949,325	\$373,819	\$401,200	\$0
Estimated Revenue:					
3014 Mtr Vehicle Registration Fees	634,161	648,381	659,080	661,291	661,291
3851 Interest on St Deposits & Treas Inv	12,243	18,293	18,309	18,309	18,309
Subtotal: Actual/Estimated Revenue	646,404	666,674	677,389	679,600	679,600
<b>Total Available</b>	<b>\$1,641,579</b>	<b>\$1,615,999</b>	<b>\$1,051,208</b>	<b>\$1,080,800</b>	<b>\$679,600</b>
<b>DEDUCTIONS:</b>					
Expended/Budgeted	(692,254)	(1,242,180)	(650,008)	(1,080,800)	(679,600)
<b>Total, Deductions</b>	<b>\$(692,254)</b>	<b>\$(1,242,180)</b>	<b>\$(650,008)</b>	<b>\$(1,080,800)</b>	<b>\$(679,600)</b>
<b>Ending Fund/Account Balance</b>	<b>\$949,325</b>	<b>\$373,819</b>	<b>\$401,200</b>	<b>\$0</b>	<b>\$0</b>

**REVENUE ASSUMPTIONS:**

FY18 revenue projections are based on actual revenue collections through June 2018, with remaining months estimated based on actual FY17 or historical averages/trends. Unless otherwise noted, FY19-21 estimates assume FY18 revenue collection or are based on historical averages/trends.

\*The ending FY20 and FY21 balance in Afund 0802 reflects a 100% decrease as compared to the beginning FY20 balance. This is because the budgeted/expended amounts reflect full expenditure of all estimated balances and revenues consistent with Rider 10, Appropriation: License Plate Receipts.

**CONTACT PERSON:**

Cassidee McDaris / Julie Horsley

**6.E. Estimated Revenue Collections Supporting Schedule**  
 86th Regular Session, Agency Submission, Version 1  
 Automated Budget and Evaluation System of Texas (ABEST)

Agency Code: **802** Agency name: **Parks and Wildlife Department**

<b>FUND/ACCOUNT</b>	<b>Act 2017</b>	<b>Exp 2018</b>	<b>Exp 2019</b>	<b>Bud 2020</b>	<b>Est 2021</b>
<b>888 Earned Federal Funds</b>					
Beginning Balance (Unencumbered):	\$89,675	\$0	\$0	\$0	\$0
Estimated Revenue:					
3726 Fed Receipts-Indir Cost Recovery	263,056	258,185	258,185	258,185	258,185
Subtotal: Actual/Estimated Revenue	263,056	258,185	258,185	258,185	258,185
<b>Total Available</b>	<b>\$352,731</b>	<b>\$258,185</b>	<b>\$258,185</b>	<b>\$258,185</b>	<b>\$258,185</b>
<b>DEDUCTIONS:</b>					
Expended/Budgeted	(75,350)	(225,000)	(225,000)	(225,000)	(225,000)
Transfer - Benefits Proportional Adjustment	(38,056)	(33,185)	(33,185)	(33,185)	(33,185)
Transfer - Agy 902 (Compt. Sweep)	(239,325)	0	0	0	0
<b>Total, Deductions</b>	<b>\$(352,731)</b>	<b>\$(258,185)</b>	<b>\$(258,185)</b>	<b>\$(258,185)</b>	<b>\$(258,185)</b>
<b>Ending Fund/Account Balance</b>	<b>\$0</b>	<b>\$0</b>	<b>\$0</b>	<b>\$0</b>	<b>\$0</b>

**REVENUE ASSUMPTIONS:**

FY18-21 revenue assumes the FY18/19 GAA appropriation levels plus the required benefits proportional levels.

\*Revenue source of earned federal funding is primarily from CFDA's 15.605 - Sport Fish Restoration and 15.611 - Wildlife Restoration and Basic Hunter Education. However, other sources can include CFDA's 97.012 - Boating Safety Financial Assistance, 11.434 - Cooperative Fishery Statistics, and 15.634 - State Wildlife Grants.

**CONTACT PERSON:**

Cassidee McDaris / Julie Horsley

**6.E. Estimated Revenue Collections Supporting Schedule**  
86th Regular Session, Agency Submission, Version 1  
Automated Budget and Evaluation System of Texas (ABEST)

Agency Code: **802** Agency name: **Parks and Wildlife Department**

<b>FUND/ACCOUNT</b>	<b>Act 2017</b>	<b>Exp 2018</b>	<b>Exp 2019</b>	<b>Bud 2020</b>	<b>Est 2021</b>
<b>5004 Parks/Wildlife Cap Acct</b>					
Beginning Balance (Unencumbered):	\$903,110	\$401,411	\$401,411	\$401,411	\$401,411
Estimated Revenue:					
3924 Alloc from GR - Sporting Goods Tax	6,478,486	29,118,362	28,806,390	23,577,922	23,577,921
Subtotal: Actual/Estimated Revenue	6,478,486	29,118,362	28,806,390	23,577,922	23,577,921
<b>Total Available</b>	<b>\$7,381,596</b>	<b>\$29,519,773</b>	<b>\$29,207,801</b>	<b>\$23,979,333</b>	<b>\$23,979,332</b>
<b>DEDUCTIONS:</b>					
Expended/Budgeted	(2,096,023)	(28,654,283)	(28,654,282)	(23,425,172)	(23,425,171)
Employee Benefits	0	(153,391)	(152,108)	(152,750)	(152,750)
Transfer - Benefits Proportional Adjustment	0	(310,688)	0	0	0
Transfer - Deferred Maintenance Fund 5166	(4,884,162)	0	0	0	0
<b>Total, Deductions</b>	<b>\$(6,980,185)</b>	<b>\$(29,118,362)</b>	<b>\$(28,806,390)</b>	<b>\$(23,577,922)</b>	<b>\$(23,577,921)</b>
<b>Ending Fund/Account Balance</b>	<b>\$401,411</b>	<b>\$401,411</b>	<b>\$401,411</b>	<b>\$401,411</b>	<b>\$401,411</b>

**REVENUE ASSUMPTIONS:**

Sporting Goods Sales Tax (3924) estimates are based on expended/budgeted amounts and estimated benefits.

**CONTACT PERSON:**

Cassidee McDaris / Julie Horsley

**6.E. Estimated Revenue Collections Supporting Schedule**  
86th Regular Session, Agency Submission, Version 1  
Automated Budget and Evaluation System of Texas (ABEST)

Agency Code: **802** Agency name: **Parks and Wildlife Department**

<b>FUND/ACCOUNT</b>	<b>Act 2017</b>	<b>Exp 2018</b>	<b>Exp 2019</b>	<b>Bud 2020</b>	<b>Est 2021</b>
<b>5023 Shrimp License Buy Back</b>					
Beginning Balance (Unencumbered):	\$1,394,800	\$1,392,337	\$0	\$0	\$0
Estimated Revenue:					
3435 Game/Fish/Equip Fees - Comm'l	118,597	2,995	0	0	0
Subtotal: Actual/Estimated Revenue	118,597	2,995	0	0	0
<b>Total Available</b>	<b>\$1,513,397</b>	<b>\$1,395,332</b>	<b>\$0</b>	<b>\$0</b>	<b>\$0</b>
<b>DEDUCTIONS:</b>					
Expended/Budgeted	(121,060)	0	0	0	0
Transfer - HB1724	0	(1,395,332)	0	0	0
<b>Total, Deductions</b>	<b>\$(121,060)</b>	<b>\$(1,395,332)</b>	<b>\$0</b>	<b>\$0</b>	<b>\$0</b>
<b>Ending Fund/Account Balance</b>	<b>\$1,392,337</b>	<b>\$0</b>	<b>\$0</b>	<b>\$0</b>	<b>\$0</b>

**REVENUE ASSUMPTIONS:**

Game/Fish/Equipment Fees-Commercial (3435) FY18 revenues are actual revenue collections for September. No forecast for remaining months as HB1724 redirected revenues and transferred any remaining balances to Afund 9 at the start of FY18.

**CONTACT PERSON:**

Cassidee McDaris / Julie Horsley

**6.E. Estimated Revenue Collections Supporting Schedule**  
86th Regular Session, Agency Submission, Version 1  
Automated Budget and Evaluation System of Texas (ABEST)

Agency Code: **802** Agency name: **Parks and Wildlife Department**

<b>FUND/ACCOUNT</b>	<b>Act 2017</b>	<b>Exp 2018</b>	<b>Exp 2019</b>	<b>Bud 2020</b>	<b>Est 2021</b>
<b>5150 Lrg County &amp; Municipal Rec &amp; Parks</b>					
Beginning Balance (Unencumbered):	\$4,417,768	\$767,362	\$767,362	\$767,362	\$767,362
Estimated Revenue:					
3924 Alloc from GR - Sporting Goods Tax	8,047,588	6,513,813	6,082,003	5,126,046	5,139,982
Subtotal: Actual/Estimated Revenue	8,047,588	6,513,813	6,082,003	5,126,046	5,139,982
<b>Total Available</b>	<b>\$12,465,356</b>	<b>\$7,281,175</b>	<b>\$6,849,365</b>	<b>\$5,893,408</b>	<b>\$5,907,344</b>
<b>DEDUCTIONS:</b>					
Expended/Budgeted	(10,214,565)	(4,862,179)	(4,862,179)	(3,673,631)	(3,673,631)
Employee Benefits	(1,447,690)	(277,904)	(276,877)	(277,391)	(277,391)
Transfer - Benefits Proportional Adjustment	0	(1,320,841)	(880,168)	(1,100,505)	(1,100,505)
Benefits for Retired Employees (ERS Shared Cash)	(35,739)	(52,889)	(62,779)	(74,519)	(88,455)
<b>Total, Deductions</b>	<b>\$(11,697,994)</b>	<b>\$(6,513,813)</b>	<b>\$(6,082,003)</b>	<b>\$(5,126,046)</b>	<b>\$(5,139,982)</b>
<b>Ending Fund/Account Balance</b>	<b>\$767,362</b>	<b>\$767,362</b>	<b>\$767,362</b>	<b>\$767,362</b>	<b>\$767,362</b>

**REVENUE ASSUMPTIONS:**

Sporting Goods Sales Tax (3924) estimates are based on expended/budgeted amounts and estimated benefits.

**CONTACT PERSON:**

Cassidee McDaris / Julie Horsley

**6.E. Estimated Revenue Collections Supporting Schedule**  
86th Regular Session, Agency Submission, Version 1  
Automated Budget and Evaluation System of Texas (ABEST)

Agency Code: **802** Agency name: **Parks and Wildlife Department**

<b>FUND/ACCOUNT</b>	<b>Act 2017</b>	<b>Exp 2018</b>	<b>Exp 2019</b>	<b>Bud 2020</b>	<b>Est 2021</b>
<b>5166 Deferred Maintenance</b>					
Beginning Balance (Unencumbered):	\$47,537,124	\$1,795,766	\$1,795,766	\$1,795,766	\$1,795,766
Estimated Revenue:					
3968 Transfers	28,394,906	0	0	0	0
Subtotal: Actual/Estimated Revenue	28,394,906	0	0	0	0
<b>Total Available</b>	<b>\$75,932,030</b>	<b>\$1,795,766</b>	<b>\$1,795,766</b>	<b>\$1,795,766</b>	<b>\$1,795,766</b>
<b>DEDUCTIONS:</b>					
Expended/Budgeted	(73,765,989)	0	0	0	0
Employee Benefits	(370,275)	0	0	0	0
<b>Total, Deductions</b>	<b>\$(74,136,264)</b>	<b>\$0</b>	<b>\$0</b>	<b>\$0</b>	<b>\$0</b>
<b>Ending Fund/Account Balance</b>	<b>\$1,795,766</b>	<b>\$1,795,766</b>	<b>\$1,795,766</b>	<b>\$1,795,766</b>	<b>\$1,795,766</b>

**REVENUE ASSUMPTIONS:**

The FY16 and FY17 cash transfer into the Deferred Maintenance Fund 5166 included funding from GR, SGST - 64, SGST - 5004, and Fund 9 per FY16/17 GAA Article IX, Sec. 18.09. No additional amounts have been appropriated since the FY16/17 biennium.

**CONTACT PERSON:**

Cassidee McDaris / Julie Horlsey



6.G HOMELAND SECURITY FUNDING SCHEDULE - PART A TERRORISM

DATE: 8/27/2018  
TIME: 1:15:11PM

86th Regular Session, Agency Submission, Version 1  
Automated Budget and Evaluation System of Texas (ABEST)

Agency code: 802 Agency name: Parks and Wildlife Department

CODE	DESCRIPTION	Exp 2017	Est 2018	Bud 2019	BL 2020	BL 2021
<b>OBJECTS OF EXPENSE</b>						
1001	SALARIES AND WAGES	\$7,064,287	\$12,341,649	\$9,650,188	\$9,650,188	\$9,650,188
1002	OTHER PERSONNEL COSTS	\$477,415	\$396,194	\$412,901	\$412,901	\$412,901
2001	PROFESSIONAL FEES AND SERVICES	\$2,896	\$1,135	\$8,180	\$8,180	\$8,180
2002	FUELS AND LUBRICANTS	\$401,150	\$1,094,250	\$1,563,715	\$1,563,715	\$1,563,715
2003	CONSUMABLE SUPPLIES	\$59,764	\$18,715	\$80,720	\$80,720	\$80,720
2004	UTILITIES	\$61,882	\$52,161	\$73,881	\$73,881	\$73,881
2005	TRAVEL	\$669,604	\$479,956	\$893,465	\$893,465	\$893,465
2006	RENT - BUILDING	\$0	\$0	\$68,455	\$68,455	\$68,455
2007	RENT - MACHINE AND OTHER	\$9,710	\$11,603	\$840	\$840	\$840
2009	OTHER OPERATING EXPENSE	\$1,094,205	\$680,377	\$870,845	\$870,845	\$870,845
5000	CAPITAL EXPENDITURES	\$1,501,319	\$6,400,826	\$978,960	\$978,960	\$978,960
<b>TOTAL, OBJECTS OF EXPENSE</b>		<b>\$11,342,232</b>	<b>\$21,476,866</b>	<b>\$14,602,150</b>	<b>\$14,602,150</b>	<b>\$14,602,150</b>
<b>METHOD OF FINANCING</b>						
1	General Revenue Fund	\$2,679,503	\$9,882,241	\$4,683,260	\$4,683,260	\$4,683,260
8016	URMFT	\$4,083,563	\$7,028,262	\$6,365,981	\$6,365,981	\$6,365,981
Subtotal, MOF (General Revenue Funds)		\$6,763,066	\$16,910,503	\$11,049,241	\$11,049,241	\$11,049,241
9	Game,Fish,Water Safety Ac	\$927,699	\$3,535,293	\$3,552,909	\$3,552,909	\$3,552,909
544	Lifetime Lic Endow Acct	\$0	\$45,589	\$0	\$0	\$0
Subtotal, MOF (Gr-Dedicated Funds)		\$927,699	\$3,580,882	\$3,552,909	\$3,552,909	\$3,552,909
666	Appropriated Receipts	\$51,192	\$114,311	\$0	\$0	\$0
777	Interagency Contracts	\$2,523,457	\$0	\$0	\$0	\$0
Subtotal, MOF (Other Funds)		\$2,574,649	\$114,311	\$0	\$0	\$0

**6.G HOMELAND SECURITY FUNDING SCHEDULE - PART A TERRORISM**

DATE: 8/27/2018  
 TIME: 1:15:11PM

86th Regular Session, Agency Submission, Version 1  
 Automated Budget and Evaluation System of Texas (ABEST)

Agency code: **802**      Agency name: **Parks and Wildlife Department**

<b>CODE</b>	<b>DESCRIPTION</b>	<b>Exp 2017</b>	<b>Est 2018</b>	<b>Bud 2019</b>	<b>BL 2020</b>	<b>BL 2021</b>
555	Federal Funds					
	CFDA 16.738.000, Justice Assistance Grant	\$389,989	\$0	\$0	\$0	\$0
	CFDA 97.056.000, Port Security Grant Program	\$529,548	\$715,462	\$0	\$0	\$0
	CFDA 97.067.000, Homeland Security Grant	\$157,281	\$155,708	\$0	\$0	\$0
	Subtotal, MOF (Federal Funds)	\$1,076,818	\$871,170	\$0	\$0	\$0
<b>TOTAL, METHOD OF FINANCE</b>		<b>\$11,342,232</b>	<b>\$21,476,866</b>	<b>\$14,602,150</b>	<b>\$14,602,150</b>	<b>\$14,602,150</b>
<b>FULL-TIME-EQUIVALENT POSITIONS</b>		<b>105.6</b>	<b>184.5</b>	<b>144.3</b>	<b>144.3</b>	<b>144.3</b>

**NO FUNDS WERE PASSED THROUGH TO LOCAL ENTITIES**

**NO FUNDS WERE PASSED THROUGH TO OTHER STATE AGENCIES OR INSTITUTIONS OF HIGHER EDUCATION**

**USE OF HOMELAND SECURITY FUNDS**

Homeland Security expenditures presented in the schedule are contained within strategies C.1.1., C.1.2., and C.1.3. and are funded from federal funds and state appropriations. TPWD Game Wardens are often called upon to assist in disaster response, border operations, and Homeland Security efforts because they have special equipment, training, and knowledge.

**6.G HOMELAND SECURITY FUNDING SCHEDULE - PART A TERRORISM**

DATE: 8/27/2018

**Funds Passed through to Local Entities**

TIME: 1:15:11PM

86th Regular Session, Agency Submission, Version 1

Automated Budget and Evaluation System of Texas (ABEST)

---

Agency code: **802**      Agency name: **Parks and Wildlife Department**

---

<b>CODE</b>	<b>DESCRIPTION</b>	<b>Exp 2017</b>	<b>Est 2018</b>	<b>Bud 2019</b>	<b>BL 2020</b>	<b>BL 2021</b>
-------------	--------------------	-----------------	-----------------	-----------------	----------------	----------------

---

**6.G HOMELAND SECURITY FUNDING SCHEDULE - PART A TERRORISM**

DATE: 8/27/2018

**Funds Passed through to State Agencies**

TIME: 1:15:11PM

86th Regular Session, Agency Submission, Version 1

Automated Budget and Evaluation System of Texas (ABEST)

---

Agency code: **802**      Agency name: **Parks and Wildlife Department**

---

<b>CODE</b>	<b>DESCRIPTION</b>	<b>Exp 2017</b>	<b>Est 2018</b>	<b>Bud 2019</b>	<b>BL 2020</b>	<b>BL 2021</b>
-------------	--------------------	-----------------	-----------------	-----------------	----------------	----------------

---

6.G HOMELAND SECURITY FUNDING SCHEDULE - PART B NATURAL OR MAN-MADE DISASTERS

DATE: 8/27/2018  
TIME: 1:15:11PM

86th Regular Session, Agency Submission, Version 1  
Automated Budget and Evaluation System of Texas (ABEST)

Agency code: 802 Agency name: Parks and Wildlife Department

CODE	DESCRIPTION	Exp 2017	Est 2018	Bud 2019	BL 2020	BL 2021
<b>OBJECTS OF EXPENSE</b>						
1001	SALARIES AND WAGES	\$1,158,994	\$2,102,015	\$69,583	\$0	\$0
1002	OTHER PERSONNEL COSTS	\$39,823	\$10,408	\$3,645	\$0	\$0
2001	PROFESSIONAL FEES AND SERVICES	\$1,330,242	\$187,402	\$0	\$0	\$0
2002	FUELS AND LUBRICANTS	\$78,966	\$111,316	\$0	\$0	\$0
2003	CONSUMABLE SUPPLIES	\$12,481	\$8,142	\$0	\$0	\$0
2004	UTILITIES	\$2,318	\$3,969	\$0	\$0	\$0
2005	TRAVEL	\$73,143	\$80,112	\$0	\$0	\$0
2006	RENT - BUILDING	\$0	\$57,781	\$0	\$0	\$0
2007	RENT - MACHINE AND OTHER	\$14,812	\$13,761	\$0	\$0	\$0
2009	OTHER OPERATING EXPENSE	\$949,280	\$3,267,299	\$1,282	\$0	\$0
5000	CAPITAL EXPENDITURES	\$2,216,759	\$17,440,750	\$650,826	\$10,967,218	\$0
<b>TOTAL, OBJECTS OF EXPENSE</b>		<b>\$5,876,818</b>	<b>\$23,282,955</b>	<b>\$725,336</b>	<b>\$10,967,218</b>	<b>\$0</b>
<b>METHOD OF FINANCING</b>						
1	General Revenue Fund	\$3,201	\$707,772	\$50,268	\$0	\$0
400	Sporting Good Tax-State	\$419,007	\$18,100	\$0	\$0	\$0
403	Capital Account	\$22,695	\$6,880,070	\$0	\$0	\$0
8016	URMFT	\$2,500	\$13,062	\$5,613	\$0	\$0
Subtotal, MOF (General Revenue Funds)		\$447,403	\$7,619,004	\$55,881	\$0	\$0
9	Game,Fish,Water Safety Ac	\$1,375,889	\$2,918,814	\$18,629	\$0	\$0
64	State Parks Acct	\$868,900	\$1,117,520	\$0	\$0	\$0
5166	Deferred Maintenance	\$1,269,301	\$0	\$0	\$0	\$0
Subtotal, MOF (Gr-Dedicated Funds)		\$3,514,090	\$4,036,334	\$18,629	\$0	\$0
666	Appropriated Receipts	\$1,384,749	\$4,197,846	\$539,219	\$10,967,218	\$0

**6.G HOMELAND SECURITY FUNDING SCHEDULE - PART B NATURAL OR MAN-MADE DISASTERS**

DATE: 8/27/2018  
 TIME: 1:15:11PM

86th Regular Session, Agency Submission, Version 1  
 Automated Budget and Evaluation System of Texas (ABEST)

Agency code: **802**      Agency name: **Parks and Wildlife Department**

<b>CODE</b>	<b>DESCRIPTION</b>	<b>Exp 2017</b>	<b>Est 2018</b>	<b>Bud 2019</b>	<b>BL 2020</b>	<b>BL 2021</b>
777	Interagency Contracts	\$6,407	\$6,306,441	\$0	\$0	\$0
780	Bond Proceed-Gen Obligat	\$248,541	\$203,264	\$111,607	\$0	\$0
	Subtotal, MOF (Other Funds)	\$1,639,697	\$10,707,551	\$650,826	\$10,967,218	\$0
555	Federal Funds					
	CFDA 15.560.000, Secure Water Act- Research	\$0	\$3,574	\$0	\$0	\$0
	CFDA 15.611.000, Wildlife Restoration	\$57	\$3,813	\$0	\$0	\$0
	CFDA 20.219.000, National Recreational Tr	\$275,571	\$650,079	\$0	\$0	\$0
	CFDA 97.036.000, Public Assistance Grants	\$0	\$262,600	\$0	\$0	\$0
	Subtotal, MOF (Federal Funds)	\$275,628	\$920,066	\$0	\$0	\$0
<b>TOTAL, METHOD OF FINANCE</b>		<b>\$5,876,818</b>	<b>\$23,282,955</b>	<b>\$725,336</b>	<b>\$10,967,218</b>	<b>\$0</b>
<b>FULL-TIME-EQUIVALENT POSITIONS</b>		<b>19.0</b>	<b>34.5</b>	<b>2.0</b>	<b>0.0</b>	<b>0.0</b>

**NO FUNDS WERE PASSED THROUGH TO LOCAL ENTITIES**

**NO FUNDS WERE PASSED THROUGH TO OTHER STATE AGENCIES OR INSTITUTIONS OF HIGHER EDUCATION**

**USE OF HOMELAND SECURITY FUNDS**

Natural or Man-Made Disasters associated with Schedule B are largely attributed to strategies B.1.1., B.1.1., B.1.3., C.1.1., C.1.2., C.1.3. and D.1.1.

**6.G HOMELAND SECURITY FUNDING SCHEDULE - PART B NATURAL OR MAN-MADE DISASTERS**

DATE: 8/27/2018  
TIME: 1:15:11PM

**Funds Passed through to Local Entities**  
86th Regular Session, Agency Submission, Version 1  
Automated Budget and Evaluation System of Texas (ABEST)

---

Agency code: **802**      Agency name: **Parks and Wildlife Department**

---

<b>CODE</b>	<b>DESCRIPTION</b>	<b>Exp 2017</b>	<b>Est 2018</b>	<b>Bud 2019</b>	<b>BL 2020</b>	<b>BL 2021</b>
-------------	--------------------	-----------------	-----------------	-----------------	----------------	----------------

---

**6.G HOMELAND SECURITY FUNDING SCHEDULE - PART B NATURAL OR MAN-MADE DISASTERS**

DATE: 8/27/2018  
TIME: 1:15:11PM

**Funds Passed through to State Agencies**  
86th Regular Session, Agency Submission, Version 1  
Automated Budget and Evaluation System of Texas (ABEST)

---

Agency code: **802**      Agency name: **Parks and Wildlife Department**

---

<b>CODE</b>	<b>DESCRIPTION</b>	<b>Exp 2017</b>	<b>Est 2018</b>	<b>Bud 2019</b>	<b>BL 2020</b>	<b>BL 2021</b>
-------------	--------------------	-----------------	-----------------	-----------------	----------------	----------------

---



**6.H. Estimated Total of All Agency Funds Outside the GAA Bill Pattern  
Texas Parks and Wildlife Department**

<b>ESTIMATED GRAND TOTAL OF AGENCY FUNDS OUTSIDE THE 2020-21 GAA BILL PATTERN</b>	<b>\$ 670,993</b>
---	-------------------

**0885**

Estimated Beginning Balance in FY2018	\$ 630,601
Estimated Revenues FY2018	\$ 10,098
Estimated Revenues FY2019	\$ 10,098
<b>FY2018-19 Total</b>	<b>\$ 650,797</b>
Estimated Beginning Balance in FY2020	\$ 650,797
Estimated Revenues FY2020	\$ 10,098
Estimated Revenues FY2021	\$ 10,098
<b>FY2020-21 Total</b>	<b>\$ 670,993</b>

**Constitutional or Statutory Creation and Use of Funds:**

The State Parks Endowment Trust Account (0885) was created as a trust fund by Parks and Wildlife Code, 13.004, 13.008 and Texas Attorney General Opinions No. WW-122, MW-493. This fund receives deposits of and income from permanent endowments held by the Texas Parks and Wildlife Department in trust for the sole purpose of benefiting parks as identified by the grantor. The principal is to be invested to provide permanent interest income in support of the specified park(s).

**Method of Calculation and Revenue Assumptions:**

Source Data: USAS  
 Method of Calculation: Revenues reflect depository interest earned and were derived by extrapolating YTD data through 06/30/18 to estimate the current year revenue.  
 Assumptions: Revenues in future years are assumed to equal revenues anticipated in FY2018.

This page is intentionally blank.

**6.I. Percent Biennial Base Reduction Options**

**10 % REDUCTION**

86th Regular Session, Agency Submission, Version 1  
Automated Budget and Evaluation System of Texas (ABEST)

Date: 8/27/2018

Time: 1:15:11PM

Agency code: **802** Agency name: **Parks and Wildlife Department**

Item Priority and Name/ Method of Financing	REVENUE LOSS			REDUCTION AMOUNT			PROGRAM AMOUNT		TARGET
	2020	2021	Biennial Total	2020	2021	Biennial Total	2020	2021	Biennial Total

**1 Local Park Grants**

**Category:** Programs - Grant/Loan/Pass-through Reductions

**Item Comment:** The Local Park Grant Program consists of 5 individual programs that assist local units of government with the acquisition and/or development of public recreation areas and facilities throughout the State of Texas. Eligible applicants include political subdivisions of the State of Texas legally responsible for providing public recreation services to their citizens. This includes cities, counties, river authorities, municipal utility districts, and other special districts. This reduction would have significant negative impacts on available funding to local entities for Local Parks. The "Program Total" represents the amount of SGST allocated for pass-through grants to local entities requested in 2020-21.

Strategy: 2-2-1 Provide Local Park Grants

General Revenue Funds

401 Sporting Good Tax-Local	\$0	\$0	\$0	\$4,885,627	\$4,885,627	\$9,771,254	\$6,184,338	\$6,184,338	\$12,368,676
402 Sporting Good Tax Transfer to 5150	\$0	\$0	\$0	\$1,907,583	\$1,907,583	\$3,815,166	\$2,414,662	\$2,414,662	\$4,829,324
<b>General Revenue Funds Total</b>	<b>\$0</b>	<b>\$0</b>	<b>\$0</b>	<b>\$6,793,210</b>	<b>\$6,793,210</b>	<b>\$13,586,420</b>	<b>\$8,599,000</b>	<b>\$8,599,000</b>	<b>\$17,198,000</b>

Strategy: 2-2-2 Provide Boating Access, Trails and Other Grants

General Revenue Funds

401 Sporting Good Tax-Local	\$0	\$0	\$0	\$304,920	\$304,920	\$609,840	\$385,975	\$385,975	\$771,950
402 Sporting Good Tax Transfer to 5150	\$0	\$0	\$0	\$440,657	\$440,657	\$881,314	\$557,794	\$557,794	\$1,115,588

**6.I. Percent Biennial Base Reduction Options**

**10 % REDUCTION**

86th Regular Session, Agency Submission, Version 1  
Automated Budget and Evaluation System of Texas (ABEST)

Date: 8/27/2018

Time: 1:15:11PM

Agency code: **802** Agency name: **Parks and Wildlife Department**

Item Priority and Name/ Method of Financing	REVENUE LOSS		Biennial Total	REDUCTION AMOUNT		Biennial Total	PROGRAM AMOUNT		TARGET
	2020	2021		2020	2021		2020	2021	Biennial Total
<b>General Revenue Funds Total</b>	\$0	\$0	\$0	\$745,577	\$745,577	\$1,491,154	\$943,769	\$943,769	\$1,887,538
<b>Item Total</b>	\$0	\$0	\$0	\$7,538,787	\$7,538,787	\$15,077,574	\$9,542,769	\$9,542,769	\$19,085,538

**FTE Reductions (From FY 2020 and FY 2021 Base Request)**

**2 Wildlife Research Contracts-Migratory Game Bird Stamp**

**Category:** Programs - Grant/Loan/Pass-through Reductions

**Item Comment:** Reductions in the Migratory Game Bird funding would be taken from research and habitat contracts with conservation partners as well as survey and design work for habitat improvement on state owned properties. The "Program Total" represents the amount of Migratory Game Bird Stamp funds allocated for pass-through grants requested in 2020-21.

Strategy: 1-1-1 Wildlife Conservation, Habitat Management, and Research

Gr Dedicated

9 Game,Fish,Water Safety Ac	\$0	\$0	\$0	\$1,380,455	\$1,380,455	\$2,760,910	\$3,390,000	\$3,390,000	\$6,780,000
<b>Gr Dedicated Total</b>	\$0	\$0	\$0	\$1,380,455	\$1,380,455	\$2,760,910	\$3,390,000	\$3,390,000	\$6,780,000
<b>Item Total</b>	\$0	\$0	\$0	\$1,380,455	\$1,380,455	\$2,760,910	\$3,390,000	\$3,390,000	\$6,780,000

**FTE Reductions (From FY 2020 and FY 2021 Base Request)**

**3 Farm and Ranch Lands Protection**

**Category:** Programs - Grant/Loan/Pass-through Reductions

**Item Comment:** This reduction would eliminate contracts associated with the Texas Farm and Ranch Lands Conservation Program. TPWD would lose a major tool for preventing the fragmentation of and preserving the conservation of private working lands. The program provided grants expected to conserve approximately 16,010 acres in 2018-19. The "Program Total" represents the amount of Texas Farm and Ranch Lands funding allocated for pass-through grants requested in 2020-21.

**6.I. Percent Biennial Base Reduction Options**

**10 % REDUCTION**

86th Regular Session, Agency Submission, Version 1  
Automated Budget and Evaluation System of Texas (ABEST)

Date: 8/27/2018

Time: 1:15:11PM

Agency code: **802** Agency name: **Parks and Wildlife Department**

Item Priority and Name/ Method of Financing	REVENUE LOSS			REDUCTION AMOUNT			PROGRAM AMOUNT		TARGET
	2020	2021	Biennial Total	2020	2021	Biennial Total	2020	2021	Biennial Total
1 General Revenue Fund	\$0	\$0	\$0	\$1,000,000		\$1,000,000	\$1,760,910		\$1,760,910
<b>General Revenue Funds Total</b>	<b>\$0</b>	<b>\$0</b>	<b>\$0</b>	<b>\$1,000,000</b>		<b>\$1,000,000</b>	<b>\$1,760,910</b>		<b>\$1,760,910</b>
<b>Item Total</b>	<b>\$0</b>	<b>\$0</b>	<b>\$0</b>	<b>\$1,000,000</b>		<b>\$1,000,000</b>	<b>\$1,760,910</b>		<b>\$1,760,910</b>

Strategy: 4-1-2 Land Acquisition

General Revenue Funds

**FTE Reductions (From FY 2020 and FY 2021 Base Request)**

**4 Fisheries Invasive Species**

**Category:** Programs - Service Reductions (FTEs-Layoffs)

**Item Comment:** The reduction would significantly reduce capacity with the Inland Fisheries Division (and Coastal Fisheries Division) to deliver prevention, rapid response, containment, and control of aquatic invasive species. This would include an estimated 25% reduction in capacity for statewide control of aquatic invasive vegetation. Cooperative research with universities designed to improve the effectiveness of aquatic invasive species control efforts would be dramatically reduced, if not completely eliminated. Capacity to deliver public awareness campaigns centered on preventing the spread of aquatic invasive species, particularly zebra mussels and giant salvinia, would be eliminated. The loss of FTE's would reduce or eliminate the capacity to conduct zebra mussel boat and trailer inspections at reservoir boat ramps and marinas. The "Program Total" represents the amount of Invasive Species funding allocated in the Statewide Aquatic Vegetation and Invasive Species Rider (including Federal Funds) requested in 2020-21.

Strategy: 1-2-1 Inland Fisheries Management, Habitat Conservation, and Research

General Revenue Funds

**6.I. Percent Biennial Base Reduction Options**

**10 % REDUCTION**

86th Regular Session, Agency Submission, Version 1  
Automated Budget and Evaluation System of Texas (ABEST)

Date: 8/27/2018

Time: 1:15:11PM

Agency code: **802** Agency name: **Parks and Wildlife Department**

Item Priority and Name/ Method of Financing	REVENUE LOSS			REDUCTION AMOUNT			PROGRAM AMOUNT		TARGET
	2020	2021	Biennial Total	2020	2021	Biennial Total	2020	2021	Biennial Total
8016 URMFT	\$0	\$0	\$0	\$1,597,200	\$1,597,200	\$3,194,400	\$3,694,400	\$3,694,400	\$7,388,800
<b>General Revenue Funds Total</b>	<b>\$0</b>	<b>\$0</b>	<b>\$0</b>	<b>\$1,597,200</b>	<b>\$1,597,200</b>	<b>\$3,194,400</b>	<b>\$3,694,400</b>	<b>\$3,694,400</b>	<b>\$7,388,800</b>

Strategy: 1-2-3 Coastal Fisheries Management, Habitat Conservation and Research

General Revenue Funds

8016 URMFT	\$0	\$0	\$0	\$27,800	\$27,800	\$55,600	\$55,600	\$55,600	\$111,200
<b>General Revenue Funds Total</b>	<b>\$0</b>	<b>\$0</b>	<b>\$0</b>	<b>\$27,800</b>	<b>\$27,800</b>	<b>\$55,600</b>	<b>\$55,600</b>	<b>\$55,600</b>	<b>\$111,200</b>
<b>Item Total</b>	<b>\$0</b>	<b>\$0</b>	<b>\$0</b>	<b>\$1,625,000</b>	<b>\$1,625,000</b>	<b>\$3,250,000</b>	<b>\$3,750,000</b>	<b>\$3,750,000</b>	<b>\$7,500,000</b>

**FTE Reductions (From FY 2020 and FY 2021 Base Request)** **5.0**      **5.0**

**5 Capital Construction-Fisheries/Wildlife**

**Category:** Programs - Delayed or Deferred Capital Projects

**Item Comment:** The reduction would negatively impact capital construction projects in the Inland, Coastal and Wildlife Divisions. A portion of the projects initiated in 2018-19 could not be completed and would have to be further deferred, delaying planned improvements and the opportunity to improve operating efficiencies. Additionally, projects planned for 2020-21 would be further deferred resulting in potentially higher future costs and increased risk of reduced operating efficiencies. The "Program Total" represents the amount of Game, Fish, and Water Safety funding allocated for construction projects requested in 2020-21.

Strategy: 4-1-1 Implement Capital Improvements and Major Repairs

Gr Dedicated

9 Game,Fish,Water Safety Ac	\$0	\$0	\$0	\$3,198,000		\$3,198,000	\$8,200,000		\$8,200,000
-----------------------------	-----	-----	-----	-------------	--	-------------	-------------	--	-------------

**6.I. Percent Biennial Base Reduction Options**

**10 % REDUCTION**

86th Regular Session, Agency Submission, Version 1  
Automated Budget and Evaluation System of Texas (ABEST)

Date: 8/27/2018

Time: 1:15:11PM

Agency code: **802** Agency name: **Parks and Wildlife Department**

Item Priority and Name/ Method of Financing	REVENUE LOSS			REDUCTION AMOUNT			PROGRAM AMOUNT		TARGET
	2020	2021	Biennial Total	2020	2021	Biennial Total	2020	2021	Biennial Total
<b>Gr Dedicated Total</b>	\$0	\$0	\$0	\$3,198,000		\$3,198,000	\$8,200,000		\$8,200,000
<b>Item Total</b>	\$0	\$0	\$0	\$3,198,000		\$3,198,000	\$8,200,000		\$8,200,000

FTE Reductions (From FY 2020 and FY 2021 Base Request)

**6 Capital Construction-State Park Deferred Maintenance**

**Category:** Programs - Delayed or Deferred Capital Projects

**Item Comment:** The reduction would negatively impact capital construction projects in the State Parks Division. If the 2020-21 capital construction appropriations are reduced, many of the capital projects started in 2018-19 could not be completed and further deferment or cancellation of critically important projects all of which relate to health and safety, regulatory compliance, business continuity, and mission-critical priorities could potentially result in higher costs, increased liability/safety hazards and yields unreliable business operations. The "Program Total" represents the amount of Sporting Goods Sales Tax-Capital funding allocated for construction projects requested in 2020-21.

Strategy: 4-1-1 Implement Capital Improvements and Major Repairs

General Revenue Funds

403 Capital Account	\$0	\$0	\$0	\$13,913,852	\$13,913,852	\$27,827,704	\$23,425,172	\$23,425,171	\$46,850,343
<b>General Revenue Funds Total</b>	\$0	\$0	\$0	\$13,913,852	\$13,913,852	\$27,827,704	\$23,425,172	\$23,425,171	\$46,850,343
<b>Item Total</b>	\$0	\$0	\$0	\$13,913,852	\$13,913,852	\$27,827,704	\$23,425,172	\$23,425,171	\$46,850,343

FTE Reductions (From FY 2020 and FY 2021 Base Request)

**AGENCY TOTALS**

<b>General Revenue Total</b>				\$24,077,639	\$23,077,639	\$47,155,278	\$50,068,851	\$40,107,940	\$90,176,791	\$23,257,417
<b>GR Dedicated Total</b>				\$4,578,455	\$1,380,455	\$5,958,910				\$29,856,771

**6.I. Percent Biennial Base Reduction Options**

**10 % REDUCTION**

86th Regular Session, Agency Submission, Version 1  
Automated Budget and Evaluation System of Texas (ABEST)

Date: 8/27/2018

Time: 1:15:11PM

Agency code: **802** Agency name: **Parks and Wildlife Department**

Item Priority and Name/ Method of Financing	REVENUE LOSS			REDUCTION AMOUNT			PROGRAM AMOUNT		TARGET	
	2020	2021	Biennial Total	2020	2021	Biennial Total	2020	2021	Biennial Total	
<b>Agency Grand Total</b>	\$0	\$0	\$0	\$28,656,094	\$24,458,094	\$53,114,188	\$50,068,851	\$40,107,940	\$90,176,791	\$53,114,188
<b>Difference, Options Total Less Target</b>										
<b>Agency FTE Reductions (From FY 2020 and FY 2021 Base Request)</b>				5.0	5.0					
<b>Article Total</b>				\$28,656,094	\$24,458,094	\$53,114,188	\$50,068,851	\$40,107,940	\$90,176,791	
<b>Statewide Total</b>				\$28,656,094	\$24,458,094	\$53,114,188	\$50,068,851	\$40,107,940	\$90,176,791	



**6.K. Part A Budgetary Impacts Related to Recently Enacted State Legislation Schedule**  
 86th Regular Session, Agency Submission, Version 1  
 Automated Budget and Evaluation System of Texas (ABEST)

DATE: 8/27/2018  
 TIME: 1:15:12PM

Agency code: 802

Agency name: Parks and Wildlife Department

		Exp 2017	Bud 2018	Est 2019	Est 2020	Est 2021
<b>Expanded or New Initiative:</b>	1.Oyster License Buyback Program					
<b>Legal Authority for Item:</b>	Subchapter A, Chapter 76 Parks and Wildlife Code, as amended by HB 51, 85th Regular Session					
<b>Description/Key Assumptions (including start up/implementation costs and ongoing costs):</b>	H.B. 51 requires TPWD to implement an oyster license buyback program effective June 1, 2018. Estimated buyback costs are based on trends seen in the inshore shrimp license program. The ability to predict the numbers purchased during a particular year will improve after the first few buyback rounds.					
<b>State Budget by Program:</b>	Coastal Fisheries Resource Management					
<b>IT Component:</b>	No					
<b>Involve Contracts &gt; \$50,000:</b>	No					
<b>Objects of Expense</b>						
<b>Strategy: 1-2-3 COASTAL FISHERIES MANAGEMENT</b>						
	2009 OTHER OPERATING EXPENSE	\$0	\$0	\$101,820	\$172,271	\$172,271
	<b>SUBTOTAL, Strategy 1-2-3</b>	<b>\$0</b>	<b>\$0</b>	<b>\$101,820</b>	<b>\$172,271</b>	<b>\$172,271</b>
	<b>TOTAL, Objects of Expense</b>	<b>\$0</b>	<b>\$0</b>	<b>\$101,820</b>	<b>\$172,271</b>	<b>\$172,271</b>
<b>Method of Financing</b>						
<b>GR DEDICATED</b>						
	<b>Strategy: 1-2-3 COASTAL FISHERIES MANAGEMENT</b>					
	9 Game,Fish,Water Safety Ac	\$0	\$0	\$101,820	\$172,271	\$172,271
	<b>SUBTOTAL, Strategy 1-2-3</b>	<b>\$0</b>	<b>\$0</b>	<b>\$101,820</b>	<b>\$172,271</b>	<b>\$172,271</b>
	<b>SUBTOTAL, GR DEDICATED</b>	<b>\$0</b>	<b>\$0</b>	<b>\$101,820</b>	<b>\$172,271</b>	<b>\$172,271</b>
	<b>TOTAL, Method of Financing</b>	<b>\$0</b>	<b>\$0</b>	<b>\$101,820</b>	<b>\$172,271</b>	<b>\$172,271</b>

This page is intentionally blank.

**6.K. Part B Summary of Costs Related to Recently Enacted State Legislation**  
 86th Regular Session, Agency Submission, Version 1  
 Automated Budget and Evaluation System of Texas (ABEST)

DATE: **8/27/2018**  
 TIME: **1:15:12PM**

Agency code: **802**

Agency name: **Parks and Wildlife Department**

<b>ITEM EXPANDED OR NEW INITIATIVE</b>	<b>Exp 2017</b>	<b>Bud 2018</b>	<b>Est 2019</b>	<b>Est 2020</b>	<b>Est 2021</b>
1 Oyster License Buyback Program	\$0	\$0	\$101,820	\$172,271	\$172,271
<b>Total, Cost Related to Expanded or New Initiatives</b>	<b>\$0</b>	<b>\$0</b>	<b>\$101,820</b>	<b>\$172,271</b>	<b>\$172,271</b>
<b>METHOD OF FINANCING</b>					
GR DEDICATED	\$0	\$0	\$101,820	\$172,271	\$172,271
<b>Total, Method of Financing</b>	<b>\$0</b>	<b>\$0</b>	<b>\$101,820</b>	<b>\$172,271</b>	<b>\$172,271</b>

**FULL-TIME-EQUIVALENTS (FTES):**

This page is intentionally blank.

**6.L. Document Production Standards  
Summary of Savings Due to Improved Document Production Standards**

<b>Agency Code:</b> 802	<b>Agency Name:</b> Texas Parks and Wildlife Department	<b>Prepared By:</b> Julie Horsley
----------------------------	--	--------------------------------------

<b>Documented Production Standards Strategies</b>	<b>Estimated 2018</b>	<b>Budgeted 2019</b>
1.	\$0	\$0
2.	\$0	\$0
3.	\$0	\$0
4.	\$0	\$0
<b>Total, All Strategies</b>	\$0	\$0
<b>Total Estimated Paper Volume Reduced</b>	-	-

<p><b>Description:</b></p> <p>The Texas Parks and Wildlife Department is unable to quantify agency-wide savings or total paper volume reduced for FY2018 and FY2019 at this time, as tracking/monitoring at this level of detail has not historically been in place or required. However, the Department is committed to employing efficient, sustainable and sound business practices, including those related to ensuring documents are produced in an efficient and cost effective manner. The following Land and Water Resources Conservation and Recreation Plan action items reflect this commitment:</p> <ul style="list-style-type: none"> <li>• Goal E- TPWD will develop effective communication processes and tools <ul style="list-style-type: none"> <li>o Review all agency communication strategies in order to maximize efficiencies and minimize duplicative efforts</li> <li>o Ensure that staff has increased electronic access to resources, applications, services</li> </ul> </li> <li>• Goal F- TPWD will efficiently manage its lands and facilities for sustainable public use <ul style="list-style-type: none"> <li>o Adopt best practices to increase recycling and reduce use of utilities, fuel, and consumables</li> </ul> </li> </ul> <p>In support of these goals and action items, TPWD has implemented a number of changes to transition documents and processes to electronic format and systems. Over the years, this has decreased the volume of printed copies of reports, documents and other information. Examples include:</p> <ul style="list-style-type: none"> <li>• In 2014, the TPWD's drawn hunts system switched from a paper application process to an online only system. This change eliminated the annual printing of 50,000 copies of the 120 page drawn hunt booklet.</li> <li>• Managed Lands Deer Program (MLDP) tags are no longer printed and mailed to customers.</li> <li>• Since Jan 2017, TPWD no longer receives paper copies of Landowner Authorizations (LOAs) due to the launch of the TWIMS Aerial Wildlife Management system. Previously, each LOA took at least 1 piece of paper. Since going live with TWIMS AWM, over 6,000 LOAs have been activated, meaning at least that many pages have not been printed.</li> <li>• Vehicle logs are now submitted and approved electronically through the new Vehicle Management System initiated June 2018.</li> <li>• New construction management software has enabled TPWD Infrastructure Division to transition from printing to the use of electronic documentation.</li> <li>• Use of electronic signatures has reduced the need to print applications, forms and other documents. For example, landowner signatures on Request for Technical Assistance forms are now captured electronically.</li> <li>• Infrastructure Division utilizes electronic communications and document sharing with internal and external parties and has implemented a practice of providing electronic-only plans and specifications available on the website's solicitation page and discontinued reproducing and mailing hard copies to potential vendors.</li> <li>• TPWD has transitioned to electronic paystubs.</li> <li>• In 2019, TPWD plans to eliminate the printing of the draw hunt system brochure which can be found online. Currently 50,000 copies of this brochure are printed annually.</li> </ul> <p>Most TPWD divisions also have shared printers for staff and default settings for printers in several areas are set for double-sided printing. Finally, TPWD is evaluating use of managed print services as an option for the future, as this has the potential to generate savings and allow better tracking of how much paper and toner is saved.</p>
--

This page is intentionally blank.

**TAB PLACEHOLDER**

**Administrative & Support  
Costs**





**7.A. Indirect Administrative and Support Costs**  
 86th Regular Session, Agency Submission, Version 1  
 Automated Budget and Evaluation System of Texas (ABEST)

8/27/2018 1:15:12PM

**802 Parks and Wildlife Department**

Strategy		Exp 2017	Est 2018	Bud 2019	BL 2020	BL 2021
<b>1-1-1</b>	<b>Wildlife Conservation, Habitat Management, and Research</b>					
<b>OBJECTS OF EXPENSE:</b>						
1001	SALARIES AND WAGES	\$1,058,035	\$ 2,011,306	\$ 1,857,008	\$ 1,590,733	\$ 1,652,620
1002	OTHER PERSONNEL COSTS	81,221	50,693	44,357	41,656	43,277
2001	PROFESSIONAL FEES AND SERVICES	489,231	709,345	613,684	516,424	536,515
2002	FUELS AND LUBRICANTS	2,952	7,501	3,875	5,291	5,497
2003	CONSUMABLE SUPPLIES	6,877	10,432	4,301	7,832	8,137
2004	UTILITIES	66,717	62,454	81,077	75,601	78,542
2005	TRAVEL	9,300	20,319	11,259	14,301	14,857
2006	RENT - BUILDING	13,013	8,818	10,707	9,130	9,485
2007	RENT - MACHINE AND OTHER	4,943	7,731	3,209	4,675	4,857
2009	OTHER OPERATING EXPENSE	246,423	277,074	122,335	230,057	239,008
5000	CAPITAL EXPENDITURES	17,495	60,256	52,493	44,325	46,049
	<b>Total, Objects of Expense</b>	<b>\$1,996,207</b>	<b>\$3,225,929</b>	<b>\$2,804,305</b>	<b>\$2,540,025</b>	<b>\$2,638,844</b>
<b>METHOD OF FINANCING:</b>						
9	Game,Fish,Water Safety Ac	1,996,207	3,225,929	2,804,305	2,540,025	2,638,844
	<b>Total, Method of Financing</b>	<b>\$1,996,207</b>	<b>\$3,225,929</b>	<b>\$2,804,305</b>	<b>\$2,540,025</b>	<b>\$2,638,844</b>
<b>FULL TIME EQUIVALENT POSITIONS</b>						
		<b>16.7</b>	<b>31.0</b>	<b>26.7</b>	<b>23.4</b>	<b>24.3</b>

**7.A. Indirect Administrative and Support Costs**  
86th Regular Session, Agency Submission, Version 1  
Automated Budget and Evaluation System of Texas (ABEST)

8/27/2018 1:15:12PM

---

**802 Parks and Wildlife Department**

---

<b>Strategy</b>	<b>Exp 2017</b>	<b>Est 2018</b>	<b>Bud 2019</b>	<b>BL 2020</b>	<b>BL 2021</b>
-----------------	-----------------	-----------------	-----------------	----------------	----------------

---

**1-1-1 Wildlife Conservation, Habitat Management, and Research**

**Method of Allocation**

---

---

---

In general, indirect administrative and support costs are allocated proportionally among all strategies on the basis of budget size for each fiscal year. This method was selected because TPWD is labor intensive and the administrative demands are closely related to budget size.

**7.A. Indirect Administrative and Support Costs**  
 86th Regular Session, Agency Submission, Version 1  
 Automated Budget and Evaluation System of Texas (ABEST)

8/27/2018 1:15:12PM

**802 Parks and Wildlife Department**

Strategy	Exp 2017	Est 2018	Bud 2019	BL 2020	BL 2021
<b>1-1-2 Technical Guidance to Private Landowners and the General Public</b>					
<b>OBJECTS OF EXPENSE:</b>					
1001 SALARIES AND WAGES	\$130,647	\$ 190,799	\$ 220,826	\$ 433,043	\$ 451,709
1002 OTHER PERSONNEL COSTS	10,029	4,809	5,275	11,340	11,829
2001 PROFESSIONAL FEES AND SERVICES	60,411	67,291	72,976	140,585	146,645
2002 FUELS AND LUBRICANTS	365	712	461	1,440	1,502
2003 CONSUMABLE SUPPLIES	849	990	511	2,132	2,224
2004 UTILITIES	8,238	5,925	9,641	20,581	21,468
2005 TRAVEL	1,148	1,928	1,339	3,893	4,061
2006 RENT - BUILDING	1,607	837	1,273	2,485	2,593
2007 RENT - MACHINE AND OTHER	610	733	382	1,273	1,327
2009 OTHER OPERATING EXPENSE	30,429	26,282	14,548	62,630	65,328
5000 CAPITAL EXPENDITURES	2,160	5,716	6,242	12,066	12,587
<b>Total, Objects of Expense</b>	<b>\$246,493</b>	<b>\$306,022</b>	<b>\$333,474</b>	<b>\$691,468</b>	<b>\$721,273</b>
<b>METHOD OF FINANCING:</b>					
9 Game,Fish,Water Safety Ac	246,493	306,022	333,474	691,468	721,273
<b>Total, Method of Financing</b>	<b>\$246,493</b>	<b>\$306,022</b>	<b>\$333,474</b>	<b>\$691,468</b>	<b>\$721,273</b>
<b>FULL TIME EQUIVALENT POSITIONS</b>	<b>2.1</b>	<b>2.9</b>	<b>3.2</b>	<b>6.4</b>	<b>6.7</b>

**7.A. Indirect Administrative and Support Costs**  
86th Regular Session, Agency Submission, Version 1  
Automated Budget and Evaluation System of Texas (ABEST)

8/27/2018 1:15:12PM

---

**802 Parks and Wildlife Department**

---

Strategy	Exp 2017	Est 2018	Bud 2019	BL 2020	BL 2021
----------	----------	----------	----------	---------	---------

1-1-2 <b>Technical Guidance to Private Landowners and the General Public</b>					
--	--	--	--	--	--

**Method of Allocation**

---

---

---

In general, indirect administrative and support costs are allocated proportionally among all strategies on the basis of budget size for each fiscal year. This method was selected because TPWD is labor intensive and the administrative demands are closely related to budget size.

**7.A. Indirect Administrative and Support Costs**  
86th Regular Session, Agency Submission, Version 1  
Automated Budget and Evaluation System of Texas (ABEST)

8/27/2018 1:15:12PM

**802 Parks and Wildlife Department**

Strategy		Exp 2017	Est 2018	Bud 2019	BL 2020	BL 2021
<b>1-1-3</b>	<b>Enhanced Hunting and Wildlife-related Recreational Opportunities</b>					
<b>OBJECTS OF EXPENSE:</b>						
1001	SALARIES AND WAGES	\$117,256	\$ 91,748	\$ 129,863	\$ 116,990	\$ 122,033
1002	OTHER PERSONNEL COSTS	9,001	2,312	3,102	3,064	3,196
2001	PROFESSIONAL FEES AND SERVICES	54,219	32,357	42,916	37,980	39,617
2002	FUELS AND LUBRICANTS	327	342	271	389	406
2003	CONSUMABLE SUPPLIES	762	476	301	576	601
2004	UTILITIES	7,394	2,849	5,670	5,560	5,800
2005	TRAVEL	1,031	927	787	1,052	1,097
2006	RENT - BUILDING	1,442	402	749	671	700
2007	RENT - MACHINE AND OTHER	548	353	224	344	359
2009	OTHER OPERATING EXPENSE	27,310	12,639	8,554	16,919	17,648
5000	CAPITAL EXPENDITURES	1,939	2,749	3,671	3,260	3,400
	<b>Total, Objects of Expense</b>	<b>\$221,229</b>	<b>\$147,154</b>	<b>\$196,108</b>	<b>\$186,805</b>	<b>\$194,857</b>
<b>METHOD OF FINANCING:</b>						
9	Game,Fish,Water Safety Ac	221,229	147,154	196,108	186,805	194,857
	<b>Total, Method of Financing</b>	<b>\$221,229</b>	<b>\$147,154</b>	<b>\$196,108</b>	<b>\$186,805</b>	<b>\$194,857</b>
<b>FULL TIME EQUIVALENT POSITIONS</b>						
		<b>1.8</b>	<b>1.4</b>	<b>1.9</b>	<b>1.7</b>	<b>1.8</b>

**7.A. Indirect Administrative and Support Costs**  
86th Regular Session, Agency Submission, Version 1  
Automated Budget and Evaluation System of Texas (ABEST)

8/27/2018 1:15:12PM

---

**802 Parks and Wildlife Department**

---

<b>Strategy</b>	<b>Exp 2017</b>	<b>Est 2018</b>	<b>Bud 2019</b>	<b>BL 2020</b>	<b>BL 2021</b>
-----------------	-----------------	-----------------	-----------------	----------------	----------------

---

**1-1-3    Enhanced Hunting and Wildlife-related Recreational Opportunities**

**Method of Allocation**

---

---

---

In general, indirect administrative and support costs are allocated proportionally among all strategies on the basis of budget size for each fiscal year. This method was selected because TPWD is labor intensive and the administrative demands are closely related to budget size.

**7.A. Indirect Administrative and Support Costs**  
86th Regular Session, Agency Submission, Version 1  
Automated Budget and Evaluation System of Texas (ABEST)

8/27/2018 1:15:12PM

**802 Parks and Wildlife Department**

Strategy		Exp 2017	Est 2018	Bud 2019	BL 2020	BL 2021
<b>1-2-1</b>	<b>Inland Fisheries Management, Habitat Conservation, and Research</b>					
<b>OBJECTS OF EXPENSE:</b>						
1001	SALARIES AND WAGES	\$604,832	\$ 706,369	\$ 757,849	\$ 786,605	\$ 817,187
1002	OTHER PERSONNEL COSTS	46,430	17,803	18,102	20,599	21,400
2001	PROFESSIONAL FEES AND SERVICES	279,671	249,121	250,445	255,368	265,296
2002	FUELS AND LUBRICANTS	1,688	2,634	1,581	2,616	2,718
2003	CONSUMABLE SUPPLIES	3,931	3,664	1,755	3,873	4,024
2004	UTILITIES	38,139	21,934	33,088	37,384	38,837
2005	TRAVEL	5,317	7,136	4,595	7,072	7,347
2006	RENT - BUILDING	7,439	3,097	4,370	4,515	4,690
2007	RENT - MACHINE AND OTHER	2,826	2,715	1,310	2,312	2,401
2009	OTHER OPERATING EXPENSE	140,869	97,308	49,925	113,761	118,185
5000	CAPITAL EXPENDITURES	10,001	21,162	21,422	21,918	22,770
	<b>Total, Objects of Expense</b>	<b>\$1,141,143</b>	<b>\$1,132,943</b>	<b>\$1,144,442</b>	<b>\$1,256,023</b>	<b>\$1,304,855</b>
<b>METHOD OF FINANCING:</b>						
9	Game,Fish,Water Safety Ac	1,141,143	1,132,943	1,144,442	1,256,023	1,304,855
	<b>Total, Method of Financing</b>	<b>\$1,141,143</b>	<b>\$1,132,943</b>	<b>\$1,144,442</b>	<b>\$1,256,023</b>	<b>\$1,304,855</b>
<b>FULL TIME EQUIVALENT POSITIONS</b>						
		<b>9.5</b>	<b>10.9</b>	<b>10.9</b>	<b>11.6</b>	<b>12.0</b>

**7.A. Indirect Administrative and Support Costs**  
86th Regular Session, Agency Submission, Version 1  
Automated Budget and Evaluation System of Texas (ABEST)

8/27/2018 1:15:12PM

---

**802 Parks and Wildlife Department**

---

<b>Strategy</b>	<b>Exp 2017</b>	<b>Est 2018</b>	<b>Bud 2019</b>	<b>BL 2020</b>	<b>BL 2021</b>
-----------------	-----------------	-----------------	-----------------	----------------	----------------

---

**1-2-1 Inland Fisheries Management, Habitat Conservation, and Research**

**Method of Allocation**

---

---

---

In general, indirect administrative and support costs are allocated proportionally among all strategies on the basis of budget size for each fiscal year. This method was selected because TPWD is labor intensive and the administrative demands are closely related to budget size.



**7.A. Indirect Administrative and Support Costs**  
 86th Regular Session, Agency Submission, Version 1  
 Automated Budget and Evaluation System of Texas (ABEST)

8/27/2018 1:15:12PM

**802 Parks and Wildlife Department**

Strategy	Exp 2017	Est 2018	Bud 2019	BL 2020	BL 2021
<b>1-2-2 Inland Hatcheries Operations</b>					
<b>OBJECTS OF EXPENSE:</b>					
1001 SALARIES AND WAGES	\$291,106	\$ 276,497	\$ 359,411	\$ 358,071	\$ 373,505
1002 OTHER PERSONNEL COSTS	22,347	6,969	8,585	9,377	9,781
2001 PROFESSIONAL FEES AND SERVICES	134,606	97,515	118,774	116,246	121,257
2002 FUELS AND LUBRICANTS	812	1,031	750	1,191	1,242
2003 CONSUMABLE SUPPLIES	1,892	1,434	832	1,763	1,839
2004 UTILITIES	18,356	8,586	15,692	17,018	17,751
2005 TRAVEL	2,559	2,793	2,179	3,219	3,358
2006 RENT - BUILDING	3,580	1,212	2,072	2,055	2,144
2007 RENT - MACHINE AND OTHER	1,360	1,063	621	1,052	1,098
2009 OTHER OPERATING EXPENSE	67,801	38,089	23,678	51,786	54,017
5000 CAPITAL EXPENDITURES	4,813	8,283	10,160	9,977	10,407
<b>Total, Objects of Expense</b>	<b>\$549,232</b>	<b>\$443,472</b>	<b>\$542,754</b>	<b>\$571,755</b>	<b>\$596,399</b>
<b>METHOD OF FINANCING:</b>					
9 Game,Fish,Water Safety Ac	549,232	443,472	542,754	571,755	596,399
<b>Total, Method of Financing</b>	<b>\$549,232</b>	<b>\$443,472</b>	<b>\$542,754</b>	<b>\$571,755</b>	<b>\$596,399</b>
<b>FULL TIME EQUIVALENT POSITIONS</b>	<b>4.6</b>	<b>4.3</b>	<b>5.2</b>	<b>5.3</b>	<b>5.5</b>

**7.A. Indirect Administrative and Support Costs**  
86th Regular Session, Agency Submission, Version 1  
Automated Budget and Evaluation System of Texas (ABEST)

8/27/2018 1:15:12PM

---

**802 Parks and Wildlife Department**

---

<b>Strategy</b>	<b>Exp 2017</b>	<b>Est 2018</b>	<b>Bud 2019</b>	<b>BL 2020</b>	<b>BL 2021</b>
-----------------	-----------------	-----------------	-----------------	----------------	----------------

---

**1-2-2    Inland Hatcheries Operations**

**Method of Allocation**

---

---

---

In general, indirect administrative and support costs are allocated proportionally among all strategies on the basis of budget size for each fiscal year. This method was selected because TPWD is labor intensive and the administrative demands are closely related to budget size.

**7.A. Indirect Administrative and Support Costs**  
 86th Regular Session, Agency Submission, Version 1  
 Automated Budget and Evaluation System of Texas (ABEST)

8/27/2018 1:15:12PM

**802 Parks and Wildlife Department**

Strategy		Exp 2017	Est 2018	Bud 2019	BL 2020	BL 2021
<b>1-2-3 Coastal Fisheries Management, Habitat Conservation and Research</b>						
<b>OBJECTS OF EXPENSE:</b>						
1001	SALARIES AND WAGES	\$590,582	\$ 844,626	\$ 657,297	\$ 720,012	\$ 751,047
1002	OTHER PERSONNEL COSTS	45,336	21,288	15,700	18,855	19,668
2001	PROFESSIONAL FEES AND SERVICES	273,083	297,882	217,216	233,748	243,824
2002	FUELS AND LUBRICANTS	1,648	3,150	1,371	2,395	2,498
2003	CONSUMABLE SUPPLIES	3,839	4,381	1,522	3,545	3,698
2004	UTILITIES	37,240	26,227	28,697	34,219	35,694
2005	TRAVEL	5,191	8,533	3,985	6,473	6,752
2006	RENT - BUILDING	7,264	3,703	3,790	4,133	4,311
2007	RENT - MACHINE AND OTHER	2,759	3,247	1,136	2,116	2,207
2009	OTHER OPERATING EXPENSE	137,552	116,353	43,303	104,130	108,619
5000	CAPITAL EXPENDITURES	9,765	25,304	18,580	20,063	20,927
	<b>Total, Objects of Expense</b>	<b>\$1,114,259</b>	<b>\$1,354,694</b>	<b>\$992,597</b>	<b>\$1,149,689</b>	<b>\$1,199,245</b>
<b>METHOD OF FINANCING:</b>						
9	Game,Fish,Water Safety Ac	1,114,259	1,354,694	992,597	1,149,689	1,199,245
	<b>Total, Method of Financing</b>	<b>\$1,114,259</b>	<b>\$1,354,694</b>	<b>\$992,597</b>	<b>\$1,149,689</b>	<b>\$1,199,245</b>
<b>FULL TIME EQUIVALENT POSITIONS</b>						
		<b>9.3</b>	<b>13.0</b>	<b>9.5</b>	<b>10.6</b>	<b>11.1</b>

**7.A. Indirect Administrative and Support Costs**  
86th Regular Session, Agency Submission, Version 1  
Automated Budget and Evaluation System of Texas (ABEST)

8/27/2018 1:15:12PM

---

**802 Parks and Wildlife Department**

---

<b>Strategy</b>	<b>Exp 2017</b>	<b>Est 2018</b>	<b>Bud 2019</b>	<b>BL 2020</b>	<b>BL 2021</b>
-----------------	-----------------	-----------------	-----------------	----------------	----------------

---

**1-2-3 Coastal Fisheries Management, Habitat Conservation and Research**

**Method of Allocation**

---

---

---

In general, indirect administrative and support costs are allocated proportionally among all strategies on the basis of budget size for each fiscal year. This method was selected because TPWD is labor intensive and the administrative demands are closely related to budget size.

**7.A. Indirect Administrative and Support Costs**  
 86th Regular Session, Agency Submission, Version 1  
 Automated Budget and Evaluation System of Texas (ABEST)

8/27/2018 1:15:12PM

**802 Parks and Wildlife Department**

Strategy		Exp 2017	Est 2018	Bud 2019	BL 2020	BL 2021
<b>1-2-4 Coastal Hatcheries Operations</b>						
<b>OBJECTS OF EXPENSE:</b>						
1001	SALARIES AND WAGES	\$146,556	\$ 135,439	\$ 184,327	\$ 181,489	\$ 189,312
1002	OTHER PERSONNEL COSTS	11,250	3,414	4,403	4,753	4,957
2001	PROFESSIONAL FEES AND SERVICES	67,767	47,766	60,914	58,920	61,459
2002	FUELS AND LUBRICANTS	409	505	385	604	630
2003	CONSUMABLE SUPPLIES	953	702	427	894	932
2004	UTILITIES	9,241	4,206	8,048	8,625	8,997
2005	TRAVEL	1,288	1,368	1,118	1,632	1,702
2006	RENT - BUILDING	1,803	594	1,063	1,042	1,087
2007	RENT - MACHINE AND OTHER	685	521	319	533	556
2009	OTHER OPERATING EXPENSE	34,134	18,657	12,142	26,246	27,380
5000	CAPITAL EXPENDITURES	2,423	4,058	5,210	5,057	5,275
	<b>Total, Objects of Expense</b>	<b>\$276,509</b>	<b>\$217,230</b>	<b>\$278,356</b>	<b>\$289,795</b>	<b>\$302,287</b>
<b>METHOD OF FINANCING:</b>						
9	Game,Fish,Water Safety Ac	276,509	217,230	278,356	289,795	302,287
	<b>Total, Method of Financing</b>	<b>\$276,509</b>	<b>\$217,230</b>	<b>\$278,356</b>	<b>\$289,795</b>	<b>\$302,287</b>
<b>FULL TIME EQUIVALENT POSITIONS</b>						
		<b>2.3</b>	<b>2.1</b>	<b>2.7</b>	<b>2.7</b>	<b>2.8</b>

**7.A. Indirect Administrative and Support Costs**  
86th Regular Session, Agency Submission, Version 1  
Automated Budget and Evaluation System of Texas (ABEST)

8/27/2018 1:15:12PM

---

**802 Parks and Wildlife Department**

---

Strategy	Exp 2017	Est 2018	Bud 2019	BL 2020	BL 2021
----------	----------	----------	----------	---------	---------

---

**1-2-4 Coastal Hatcheries Operations**

**Method of Allocation**

---

---

---

In general, indirect administrative and support costs are allocated proportionally among all strategies on the basis of budget size for each fiscal year. This method was selected because TPWD is labor intensive and the administrative demands are closely related to budget size.

**7.A. Indirect Administrative and Support Costs**  
 86th Regular Session, Agency Submission, Version 1  
 Automated Budget and Evaluation System of Texas (ABEST)

8/27/2018 1:15:12PM

**802 Parks and Wildlife Department**

Strategy	Exp 2017	Est 2018	Bud 2019	BL 2020	BL 2021
<b>2-1-1 State Parks, Historic Sites and State Natural Area Operations</b>					
<b>OBJECTS OF EXPENSE:</b>					
1001 SALARIES AND WAGES	\$2,748,801	\$ 3,883,776	\$ 4,399,382	\$ 4,457,127	\$ 5,142,387
1002 OTHER PERSONNEL COSTS	211,013	97,887	105,084	116,718	134,663
2001 PROFESSIONAL FEES AND SERVICES	1,271,033	1,369,726	1,453,859	1,446,984	1,669,450
2002 FUELS AND LUBRICANTS	7,670	14,485	9,179	14,825	17,104
2003 CONSUMABLE SUPPLIES	17,867	20,144	10,189	21,946	25,320
2004 UTILITIES	173,331	120,596	192,076	211,829	244,396
2005 TRAVEL	24,163	39,235	26,673	40,070	46,230
2006 RENT - BUILDING	33,808	17,028	25,366	25,582	29,515
2007 RENT - MACHINE AND OTHER	12,842	14,929	7,603	13,098	15,112
2009 OTHER OPERATING EXPENSE	640,217	535,021	289,822	644,607	743,714
5000 CAPITAL EXPENDITURES	45,451	116,352	124,359	124,195	143,289
<b>Total, Objects of Expense</b>	<b>\$5,186,196</b>	<b>\$6,229,179</b>	<b>\$6,643,592</b>	<b>\$7,116,981</b>	<b>\$8,211,180</b>
<b>METHOD OF FINANCING:</b>					
64 State Parks Acct	5,186,196	6,229,179	6,643,592	7,116,981	8,211,180
<b>Total, Method of Financing</b>	<b>\$5,186,196</b>	<b>\$6,229,179</b>	<b>\$6,643,592</b>	<b>\$7,116,981</b>	<b>\$8,211,180</b>
<b>FULL TIME EQUIVALENT POSITIONS</b>	<b>43.3</b>	<b>59.9</b>	<b>63.3</b>	<b>65.6</b>	<b>75.7</b>

**7.A. Indirect Administrative and Support Costs**  
86th Regular Session, Agency Submission, Version 1  
Automated Budget and Evaluation System of Texas (ABEST)

8/27/2018 1:15:12PM

---

**802 Parks and Wildlife Department**

Strategy	Exp 2017	Est 2018	Bud 2019	BL 2020	BL 2021
----------	----------	----------	----------	---------	---------

2-1-1	State Parks, Historic Sites and State Natural Area Operations				
-------	---	--	--	--	--

**Method of Allocation**

---

---

---

In general, indirect administrative and support costs are allocated proportionally among all strategies on the basis of budget size for each fiscal year. This method was selected because TPWD is labor intensive and the administrative demands are closely related to budget size.



**7.A. Indirect Administrative and Support Costs**  
86th Regular Session, Agency Submission, Version 1  
Automated Budget and Evaluation System of Texas (ABEST)

8/27/2018 1:15:12PM

**802 Parks and Wildlife Department**

Strategy	Exp 2017	Est 2018	Bud 2019	BL 2020	BL 2021
<b>2-1-2 Parks Minor Repair Program</b>					
<b>OBJECTS OF EXPENSE:</b>					
1001 SALARIES AND WAGES	\$180,054	\$ 253,002	\$ 290,143	\$ 273,313	\$ 315,792
1002 OTHER PERSONNEL COSTS	13,822	6,377	6,930	7,157	8,270
2001 PROFESSIONAL FEES AND SERVICES	83,256	89,229	95,883	88,730	102,520
2002 FUELS AND LUBRICANTS	502	944	605	909	1,050
2003 CONSUMABLE SUPPLIES	1,170	1,312	672	1,346	1,555
2004 UTILITIES	11,354	7,856	12,668	12,989	15,008
2005 TRAVEL	1,583	2,556	1,759	2,457	2,839
2006 RENT - BUILDING	2,215	1,109	1,673	1,569	1,812
2007 RENT - MACHINE AND OTHER	841	973	501	803	928
2009 OTHER OPERATING EXPENSE	41,935	34,852	19,114	39,528	45,673
5000 CAPITAL EXPENDITURES	2,977	7,580	8,202	7,616	8,799
<b>Total, Objects of Expense</b>	<b>\$339,709</b>	<b>\$405,790</b>	<b>\$438,150</b>	<b>\$436,417</b>	<b>\$504,246</b>
<b>METHOD OF FINANCING:</b>					
64 State Parks Acct	339,709	405,790	438,150	436,417	504,246
<b>Total, Method of Financing</b>	<b>\$339,709</b>	<b>\$405,790</b>	<b>\$438,150</b>	<b>\$436,417</b>	<b>\$504,246</b>
<b>FULL TIME EQUIVALENT POSITIONS</b>	<b>2.8</b>	<b>3.9</b>	<b>4.2</b>	<b>4.0</b>	<b>4.7</b>

**7.A. Indirect Administrative and Support Costs**  
86th Regular Session, Agency Submission, Version 1  
Automated Budget and Evaluation System of Texas (ABEST)

8/27/2018 1:15:12PM

---

**802 Parks and Wildlife Department**

---

<b>Strategy</b>	<b>Exp 2017</b>	<b>Est 2018</b>	<b>Bud 2019</b>	<b>BL 2020</b>	<b>BL 2021</b>
-----------------	-----------------	-----------------	-----------------	----------------	----------------

---

**2-1-2 Parks Minor Repair Program**

**Method of Allocation**

---

---

---

In general, indirect administrative and support costs are allocated proportionally among all strategies on the basis of budget size for each fiscal year. This method was selected because TPWD is labor intensive and the administrative demands are closely related to budget size.

**7.A. Indirect Administrative and Support Costs**  
86th Regular Session, Agency Submission, Version 1  
Automated Budget and Evaluation System of Texas (ABEST)

8/27/2018 1:15:12PM

**802 Parks and Wildlife Department**

Strategy		Exp 2017	Est 2018	Bud 2019	BL 2020	BL 2021
<b>2-1-3</b>	<b>Parks Support</b>					
<b>OBJECTS OF EXPENSE:</b>						
1001	SALARIES AND WAGES	\$204,555	\$ 297,839	\$ 329,186	\$ 312,905	\$ 361,538
1002	OTHER PERSONNEL COSTS	15,703	7,507	7,863	8,194	9,468
2001	PROFESSIONAL FEES AND SERVICES	94,585	105,041	108,786	101,583	117,371
2002	FUELS AND LUBRICANTS	571	1,111	687	1,041	1,202
2003	CONSUMABLE SUPPLIES	1,330	1,545	762	1,541	1,780
2004	UTILITIES	12,899	9,248	14,372	14,871	17,182
2005	TRAVEL	1,798	3,009	1,996	2,813	3,250
2006	RENT - BUILDING	2,516	1,306	1,898	1,796	2,075
2007	RENT - MACHINE AND OTHER	956	1,145	569	920	1,062
2009	OTHER OPERATING EXPENSE	47,641	41,029	21,686	45,253	52,289
5000	CAPITAL EXPENDITURES	3,382	8,923	9,305	8,719	10,074
	<b>Total, Objects of Expense</b>	<b>\$385,936</b>	<b>\$477,703</b>	<b>\$497,110</b>	<b>\$499,636</b>	<b>\$577,291</b>
<b>METHOD OF FINANCING:</b>						
64	State Parks Acct	385,936	477,703	497,110	499,636	577,291
	<b>Total, Method of Financing</b>	<b>\$385,936</b>	<b>\$477,703</b>	<b>\$497,110</b>	<b>\$499,636</b>	<b>\$577,291</b>
<b>FULL TIME EQUIVALENT POSITIONS</b>						
		<b>3.2</b>	<b>4.6</b>	<b>4.7</b>	<b>4.6</b>	<b>5.3</b>

**7.A. Indirect Administrative and Support Costs**  
86th Regular Session, Agency Submission, Version 1  
Automated Budget and Evaluation System of Texas (ABEST)

8/27/2018 1:15:12PM

---

**802 Parks and Wildlife Department**

---

Strategy	Exp 2017	Est 2018	Bud 2019	BL 2020	BL 2021
----------	----------	----------	----------	---------	---------

---

**2-1-3 Parks Support**

**Method of Allocation**

---

---

---

In general, indirect administrative and support costs are allocated proportionally among all strategies on the basis of budget size for each fiscal year. This method was selected because TPWD is labor intensive and the administrative demands are closely related to budget size.

**7.A. Indirect Administrative and Support Costs**  
86th Regular Session, Agency Submission, Version 1  
Automated Budget and Evaluation System of Texas (ABEST)

8/27/2018 1:15:12PM

**802 Parks and Wildlife Department**

Strategy	Exp 2017	Est 2018	Bud 2019	BL 2020	BL 2021
<b>2-2-1 Provide Local Park Grants</b>					
<b>OBJECTS OF EXPENSE:</b>					
1001 SALARIES AND WAGES	\$31,900	\$ 182,621	\$ 206,804	\$ 199,912	\$ 230,983
1002 OTHER PERSONNEL COSTS	2,449	4,603	4,940	5,235	6,049
2001 PROFESSIONAL FEES AND SERVICES	14,750	64,406	68,342	64,900	74,987
2002 FUELS AND LUBRICANTS	89	681	432	665	768
2003 CONSUMABLE SUPPLIES	207	947	479	984	1,137
2004 UTILITIES	2,011	5,671	9,029	9,501	10,978
2005 TRAVEL	280	1,845	1,254	1,797	2,077
2006 RENT - BUILDING	392	801	1,192	1,147	1,326
2007 RENT - MACHINE AND OTHER	149	702	357	587	679
2009 OTHER OPERATING EXPENSE	7,431	25,157	13,624	28,914	33,405
5000 CAPITAL EXPENDITURES	527	5,471	5,846	5,570	6,436
<b>Total, Objects of Expense</b>	<b>\$60,185</b>	<b>\$292,905</b>	<b>\$312,299</b>	<b>\$319,212</b>	<b>\$368,825</b>
<b>METHOD OF FINANCING:</b>					
64 State Parks Acct	60,185	292,905	312,299	319,212	368,825
<b>Total, Method of Financing</b>	<b>\$60,185</b>	<b>\$292,905</b>	<b>\$312,299</b>	<b>\$319,212</b>	<b>\$368,825</b>
<b>FULL TIME EQUIVALENT POSITIONS</b>	<b>0.5</b>	<b>2.8</b>	<b>3.0</b>	<b>2.9</b>	<b>3.4</b>

**7.A. Indirect Administrative and Support Costs**  
86th Regular Session, Agency Submission, Version 1  
Automated Budget and Evaluation System of Texas (ABEST)

8/27/2018 1:15:12PM

---

**802 Parks and Wildlife Department**

---

Strategy	Exp 2017	Est 2018	Bud 2019	BL 2020	BL 2021
----------	----------	----------	----------	---------	---------

---

**2-2-1 Provide Local Park Grants**

**Method of Allocation**

---

---

---

In general, indirect administrative and support costs are allocated proportionally among all strategies on the basis of budget size for each fiscal year. This method was selected because TPWD is labor intensive and the administrative demands are closely related to budget size.

**7.A. Indirect Administrative and Support Costs**  
 86th Regular Session, Agency Submission, Version 1  
 Automated Budget and Evaluation System of Texas (ABEST)

8/27/2018 1:15:12PM

**802 Parks and Wildlife Department**

Strategy	Exp 2017	Est 2018	Bud 2019	BL 2020	BL 2021
<b>2-2-2 Provide Boating Access, Trails and Other Grants</b>					
<b>OBJECTS OF EXPENSE:</b>					
1001 SALARIES AND WAGES	\$29,771	\$ 137,914	\$ 76,308	\$ 74,752	\$ 86,370
1002 OTHER PERSONNEL COSTS	2,285	3,476	1,823	1,958	2,262
2001 PROFESSIONAL FEES AND SERVICES	13,766	48,639	25,217	24,268	28,040
2002 FUELS AND LUBRICANTS	83	514	159	249	287
2003 CONSUMABLE SUPPLIES	194	715	177	368	425
2004 UTILITIES	1,877	4,282	3,332	3,553	4,105
2005 TRAVEL	262	1,393	463	672	776
2006 RENT - BUILDING	366	605	440	429	496
2007 RENT - MACHINE AND OTHER	139	530	132	220	254
2009 OTHER OPERATING EXPENSE	6,935	19,001	5,026	10,809	12,491
5000 CAPITAL EXPENDITURES	492	4,132	2,157	2,083	2,407
<b>Total, Objects of Expense</b>	<b>\$56,170</b>	<b>\$221,201</b>	<b>\$115,234</b>	<b>\$119,361</b>	<b>\$137,913</b>
<b>METHOD OF FINANCING:</b>					
64 State Parks Acct	56,170	221,201	115,234	119,361	137,913
<b>Total, Method of Financing</b>	<b>\$56,170</b>	<b>\$221,201</b>	<b>\$115,234</b>	<b>\$119,361</b>	<b>\$137,913</b>
<b>FULL TIME EQUIVALENT POSITIONS</b>	<b>0.5</b>	<b>2.1</b>	<b>1.1</b>	<b>1.1</b>	<b>1.3</b>

**7.A. Indirect Administrative and Support Costs**  
86th Regular Session, Agency Submission, Version 1  
Automated Budget and Evaluation System of Texas (ABEST)

8/27/2018 1:15:12PM

---

**802 Parks and Wildlife Department**

---

<b>Strategy</b>	<b>Exp 2017</b>	<b>Est 2018</b>	<b>Bud 2019</b>	<b>BL 2020</b>	<b>BL 2021</b>
-----------------	-----------------	-----------------	-----------------	----------------	----------------

---

**2-2-2     Provide Boating Access, Trails and Other Grants**

**Method of Allocation**

---

---

---

In general, indirect administrative and support costs are allocated proportionally among all strategies on the basis of budget size for each fiscal year. This method was selected because TPWD is labor intensive and the administrative demands are closely related to budget size.



**7.A. Indirect Administrative and Support Costs**  
 86th Regular Session, Agency Submission, Version 1  
 Automated Budget and Evaluation System of Texas (ABEST)

8/27/2018 1:15:12PM

**802 Parks and Wildlife Department**

Strategy	Exp 2017	Est 2018	Bud 2019	BL 2020	BL 2021
<b>3-1-1 Wildlife, Fisheries and Water Safety Enforcement</b>					
<b>OBJECTS OF EXPENSE:</b>					
1001 SALARIES AND WAGES	\$2,796,346	\$ 2,680,665	\$ 3,101,657	\$ 3,122,161	\$ 3,256,738
1002 OTHER PERSONNEL COSTS	214,663	67,564	74,087	81,759	85,284
2001 PROFESSIONAL FEES AND SERVICES	1,293,018	945,414	1,025,001	1,013,594	1,057,284
2002 FUELS AND LUBRICANTS	7,803	9,998	6,472	10,385	10,832
2003 CONSUMABLE SUPPLIES	18,176	13,904	7,183	15,373	16,035
2004 UTILITIES	176,329	83,238	135,418	148,383	154,779
2005 TRAVEL	24,581	27,081	18,805	28,068	29,278
2006 RENT - BUILDING	34,393	11,753	17,883	17,920	18,692
2007 RENT - MACHINE AND OTHER	13,064	10,304	5,360	9,175	9,571
2009 OTHER OPERATING EXPENSE	651,291	369,283	204,331	451,541	471,002
5000 CAPITAL EXPENDITURES	46,237	80,308	87,676	86,997	90,747
<b>Total, Objects of Expense</b>	<b>\$5,275,901</b>	<b>\$4,299,512</b>	<b>\$4,683,873</b>	<b>\$4,985,356</b>	<b>\$5,200,242</b>
<b>METHOD OF FINANCING:</b>					
9 Game,Fish,Water Safety Ac	5,275,901	4,299,512	4,683,873	4,985,356	5,200,242
<b>Total, Method of Financing</b>	<b>\$5,275,901</b>	<b>\$4,299,512</b>	<b>\$4,683,873</b>	<b>\$4,985,356</b>	<b>\$5,200,242</b>
<b>FULL TIME EQUIVALENT POSITIONS</b>	<b>44.1</b>	<b>41.3</b>	<b>44.7</b>	<b>46.0</b>	<b>48.0</b>

**7.A. Indirect Administrative and Support Costs**  
86th Regular Session, Agency Submission, Version 1  
Automated Budget and Evaluation System of Texas (ABEST)

8/27/2018 1:15:12PM

---

**802 Parks and Wildlife Department**

---

<b>Strategy</b>	<b>Exp 2017</b>	<b>Est 2018</b>	<b>Bud 2019</b>	<b>BL 2020</b>	<b>BL 2021</b>
-----------------	-----------------	-----------------	-----------------	----------------	----------------

---

**3-1-1 Wildlife, Fisheries and Water Safety Enforcement**

**Method of Allocation**

---

---

---

In general, indirect administrative and support costs are allocated proportionally among all strategies on the basis of budget size for each fiscal year. This method was selected because TPWD is labor intensive and the administrative demands are closely related to budget size.

**7.A. Indirect Administrative and Support Costs**  
86th Regular Session, Agency Submission, Version 1  
Automated Budget and Evaluation System of Texas (ABEST)

8/27/2018 1:15:12PM

**802 Parks and Wildlife Department**

Strategy	Exp 2017	Est 2018	Bud 2019	BL 2020	BL 2021
<b>3-1-2 Texas Game Warden Training Center</b>					
<b>OBJECTS OF EXPENSE:</b>					
1001 SALARIES AND WAGES	\$126,825	\$ 79,363	\$ 82,792	\$ 137,895	\$ 143,839
1002 OTHER PERSONNEL COSTS	9,736	2,000	1,978	3,611	3,767
2001 PROFESSIONAL FEES AND SERVICES	58,643	27,990	27,360	44,767	46,697
2002 FUELS AND LUBRICANTS	354	296	173	459	478
2003 CONSUMABLE SUPPLIES	824	412	192	679	708
2004 UTILITIES	7,997	2,464	3,615	6,554	6,836
2005 TRAVEL	1,115	802	502	1,240	1,293
2006 RENT - BUILDING	1,560	348	477	791	826
2007 RENT - MACHINE AND OTHER	593	305	143	405	423
2009 OTHER OPERATING EXPENSE	29,538	10,932	5,454	19,943	20,802
5000 CAPITAL EXPENDITURES	2,097	2,378	2,340	3,842	4,008
<b>Total, Objects of Expense</b>	<b>\$239,282</b>	<b>\$127,290</b>	<b>\$125,026</b>	<b>\$220,186</b>	<b>\$229,677</b>
<b>METHOD OF FINANCING:</b>					
9 Game,Fish,Water Safety Ac	239,282	127,290	125,026	220,186	229,677
<b>Total, Method of Financing</b>	<b>\$239,282</b>	<b>\$127,290</b>	<b>\$125,026</b>	<b>\$220,186</b>	<b>\$229,677</b>
<b>FULL TIME EQUIVALENT POSITIONS</b>	<b>2.0</b>	<b>1.2</b>	<b>1.2</b>	<b>2.0</b>	<b>2.1</b>

**7.A. Indirect Administrative and Support Costs**  
86th Regular Session, Agency Submission, Version 1  
Automated Budget and Evaluation System of Texas (ABEST)

8/27/2018 1:15:12PM

---

**802 Parks and Wildlife Department**

---

<b>Strategy</b>	<b>Exp 2017</b>	<b>Est 2018</b>	<b>Bud 2019</b>	<b>BL 2020</b>	<b>BL 2021</b>
-----------------	-----------------	-----------------	-----------------	----------------	----------------

---

**3-1-2 Texas Game Warden Training Center**

**Method of Allocation**

---

---

---

In general, indirect administrative and support costs are allocated proportionally among all strategies on the basis of budget size for each fiscal year. This method was selected because TPWD is labor intensive and the administrative demands are closely related to budget size.

**7.A. Indirect Administrative and Support Costs**  
86th Regular Session, Agency Submission, Version 1  
Automated Budget and Evaluation System of Texas (ABEST)

8/27/2018 1:15:12PM

**802 Parks and Wildlife Department**

Strategy	Exp 2017	Est 2018	Bud 2019	BL 2020	BL 2021
<b>3-1-3 Provide Law Enforcement Oversight, Management and Support</b>					
<b>OBJECTS OF EXPENSE:</b>					
1001 SALARIES AND WAGES	\$116,248	\$ 95,560	\$ 129,608	\$ 140,520	\$ 146,577
1002 OTHER PERSONNEL COSTS	8,924	2,409	3,096	3,680	3,838
2001 PROFESSIONAL FEES AND SERVICES	53,753	33,702	42,831	45,619	47,586
2002 FUELS AND LUBRICANTS	324	356	270	467	488
2003 CONSUMABLE SUPPLIES	756	496	300	692	722
2004 UTILITIES	7,330	2,967	5,659	6,678	6,966
2005 TRAVEL	1,022	965	786	1,263	1,318
2006 RENT - BUILDING	1,430	419	747	807	841
2007 RENT - MACHINE AND OTHER	543	367	224	413	431
2009 OTHER OPERATING EXPENSE	27,075	13,165	8,538	20,323	21,199
5000 CAPITAL EXPENDITURES	1,922	2,863	3,664	3,916	4,084
<b>Total, Objects of Expense</b>	<b>\$219,327</b>	<b>\$153,269</b>	<b>\$195,723</b>	<b>\$224,378</b>	<b>\$234,050</b>
<b>METHOD OF FINANCING:</b>					
9 Game,Fish,Water Safety Ac	219,327	153,269	195,723	224,378	234,050
<b>Total, Method of Financing</b>	<b>\$219,327</b>	<b>\$153,269</b>	<b>\$195,723</b>	<b>\$224,378</b>	<b>\$234,050</b>
<b>FULL TIME EQUIVALENT POSITIONS</b>	<b>1.8</b>	<b>1.5</b>	<b>1.9</b>	<b>2.1</b>	<b>2.2</b>

**7.A. Indirect Administrative and Support Costs**  
86th Regular Session, Agency Submission, Version 1  
Automated Budget and Evaluation System of Texas (ABEST)

8/27/2018 1:15:12PM

---

**802 Parks and Wildlife Department**

Strategy	Exp 2017	Est 2018	Bud 2019	BL 2020	BL 2021
----------	----------	----------	----------	---------	---------

3-1-3 <b>Provide Law Enforcement Oversight, Management and Support</b>					
--	--	--	--	--	--

**Method of Allocation**

---

---

---

In general, indirect administrative and support costs are allocated proportionally among all strategies on the basis of budget size for each fiscal year. This method was selected because TPWD is labor intensive and the administrative demands are closely related to budget size.

**7.A. Indirect Administrative and Support Costs**  
86th Regular Session, Agency Submission, Version 1  
Automated Budget and Evaluation System of Texas (ABEST)

8/27/2018 1:15:12PM

**802 Parks and Wildlife Department**

Strategy	Exp 2017	Est 2018	Bud 2019	BL 2020	BL 2021
<b>3-2-1 Outreach and Education Programs</b>					
<b>OBJECTS OF EXPENSE:</b>					
1001 SALARIES AND WAGES	\$128,838	\$ 130,640	\$ 182,869	\$ 184,178	\$ 192,116
1002 OTHER PERSONNEL COSTS	9,890	3,293	4,368	4,823	5,031
2001 PROFESSIONAL FEES AND SERVICES	59,574	46,074	60,433	59,792	62,370
2002 FUELS AND LUBRICANTS	359	487	382	613	639
2003 CONSUMABLE SUPPLIES	837	678	424	907	946
2004 UTILITIES	8,124	4,057	7,984	8,753	9,130
2005 TRAVEL	1,133	1,320	1,109	1,656	1,727
2006 RENT - BUILDING	1,585	573	1,054	1,057	1,103
2007 RENT - MACHINE AND OTHER	602	502	316	541	565
2009 OTHER OPERATING EXPENSE	30,009	17,995	12,047	26,636	27,784
5000 CAPITAL EXPENDITURES	2,130	3,914	5,169	5,132	5,353
<b>Total, Objects of Expense</b>	<b>\$243,081</b>	<b>\$209,533</b>	<b>\$276,155</b>	<b>\$294,088</b>	<b>\$306,764</b>
<b>METHOD OF FINANCING:</b>					
9 Game,Fish,Water Safety Ac	243,081	209,533	276,155	294,088	306,764
<b>Total, Method of Financing</b>	<b>\$243,081</b>	<b>\$209,533</b>	<b>\$276,155</b>	<b>\$294,088</b>	<b>\$306,764</b>
<b>FULL TIME EQUIVALENT POSITIONS</b>	<b>2.0</b>	<b>2.0</b>	<b>2.6</b>	<b>2.7</b>	<b>2.8</b>

**7.A. Indirect Administrative and Support Costs**  
86th Regular Session, Agency Submission, Version 1  
Automated Budget and Evaluation System of Texas (ABEST)

8/27/2018 1:15:12PM

---

**802 Parks and Wildlife Department**

---

<b>Strategy</b>	<b>Exp 2017</b>	<b>Est 2018</b>	<b>Bud 2019</b>	<b>BL 2020</b>	<b>BL 2021</b>
-----------------	-----------------	-----------------	-----------------	----------------	----------------

---

**3-2-1     Outreach and Education Programs**

**Method of Allocation**

---

---

---

In general, indirect administrative and support costs are allocated proportionally among all strategies on the basis of budget size for each fiscal year. This method was selected because TPWD is labor intensive and the administrative demands are closely related to budget size.



**7.A. Indirect Administrative and Support Costs**  
86th Regular Session, Agency Submission, Version 1  
Automated Budget and Evaluation System of Texas (ABEST)

8/27/2018 1:15:12PM

**802 Parks and Wildlife Department**

Strategy		Exp 2017	Est 2018	Bud 2019	BL 2020	BL 2021
<b>3-2-2</b>	<b>Provide Communication Products and Services</b>					
<b>OBJECTS OF EXPENSE:</b>						
1001	SALARIES AND WAGES	\$253,213	\$ 267,900	\$ 302,537	\$ 291,191	\$ 319,788
1002	OTHER PERSONNEL COSTS	19,438	6,752	7,226	7,625	8,374
2001	PROFESSIONAL FEES AND SERVICES	117,085	94,483	99,979	94,534	103,817
2002	FUELS AND LUBRICANTS	707	999	631	969	1,064
2003	CONSUMABLE SUPPLIES	1,646	1,390	701	1,434	1,575
2004	UTILITIES	15,967	8,319	13,209	13,839	15,198
2005	TRAVEL	2,226	2,706	1,834	2,618	2,875
2006	RENT - BUILDING	3,114	1,175	1,744	1,671	1,835
2007	RENT - MACHINE AND OTHER	1,183	1,030	523	856	940
2009	OTHER OPERATING EXPENSE	58,975	36,903	19,932	42,112	46,248
5000	CAPITAL EXPENDITURES	4,187	8,026	8,552	8,114	8,911
	<b>Total, Objects of Expense</b>	<b>\$477,741</b>	<b>\$429,683</b>	<b>\$456,868</b>	<b>\$464,963</b>	<b>\$510,625</b>
<b>METHOD OF FINANCING:</b>						
9	Game,Fish,Water Safety Ac	280,723	195,419	225,836	236,854	247,062
64	State Parks Acct	197,018	234,264	231,032	228,109	263,563
	<b>Total, Method of Financing</b>	<b>\$477,741</b>	<b>\$429,683</b>	<b>\$456,868</b>	<b>\$464,963</b>	<b>\$510,625</b>
<b>FULL TIME EQUIVALENT POSITIONS</b>		<b>4.0</b>	<b>4.1</b>	<b>4.4</b>	<b>4.3</b>	<b>4.7</b>

**7.A. Indirect Administrative and Support Costs**  
86th Regular Session, Agency Submission, Version 1  
Automated Budget and Evaluation System of Texas (ABEST)

8/27/2018 1:15:12PM

---

**802 Parks and Wildlife Department**

---

<b>Strategy</b>	<b>Exp 2017</b>	<b>Est 2018</b>	<b>Bud 2019</b>	<b>BL 2020</b>	<b>BL 2021</b>
-----------------	-----------------	-----------------	-----------------	----------------	----------------

---

**3-2-2 Provide Communication Products and Services**

**Method of Allocation**

---

---

---

In general, indirect administrative and support costs are allocated proportionally among all strategies on the basis of budget size for each fiscal year. This method was selected because TPWD is labor intensive and the administrative demands are closely related to budget size.

**7.A. Indirect Administrative and Support Costs**  
86th Regular Session, Agency Submission, Version 1  
Automated Budget and Evaluation System of Texas (ABEST)

8/27/2018 1:15:12PM

**802 Parks and Wildlife Department**

Strategy	Exp 2017	Est 2018	Bud 2019	BL 2020	BL 2021
<b>3-3-1    Hunting and Fishing License Issuance</b>					
<b>OBJECTS OF EXPENSE:</b>					
1001    SALARIES AND WAGES	\$416,306	\$ 344,686	\$ 383,474	\$ 411,260	\$ 428,987
1002    OTHER PERSONNEL COSTS	31,958	8,687	9,160	10,770	11,234
2001    PROFESSIONAL FEES AND SERVICES	192,498	121,564	126,726	133,514	139,268
2002    FUELS AND LUBRICANTS	1,162	1,286	800	1,368	1,427
2003    CONSUMABLE SUPPLIES	2,706	1,788	888	2,025	2,112
2004    UTILITIES	26,251	10,703	16,742	19,545	20,388
2005    TRAVEL	3,659	3,482	2,325	3,697	3,857
2006    RENT - BUILDING	5,120	1,511	2,211	2,360	2,462
2007    RENT - MACHINE AND OTHER	1,945	1,325	663	1,209	1,261
2009    OTHER OPERATING EXPENSE	96,960	47,483	25,262	59,478	62,042
5000    CAPITAL EXPENDITURES	6,884	10,326	10,840	11,459	11,953
<b>        Total, Objects of Expense</b>	<b>\$785,449</b>	<b>\$552,841</b>	<b>\$579,091</b>	<b>\$656,685</b>	<b>\$684,991</b>
<b>METHOD OF FINANCING:</b>					
9    Game,Fish,Water Safety Ac	785,449	552,841	579,091	656,685	684,991
<b>        Total, Method of Financing</b>	<b>\$785,449</b>	<b>\$552,841</b>	<b>\$579,091</b>	<b>\$656,685</b>	<b>\$684,991</b>
<b>FULL TIME EQUIVALENT POSITIONS</b>	<b>6.6</b>	<b>5.3</b>	<b>5.5</b>	<b>6.1</b>	<b>6.3</b>

**7.A. Indirect Administrative and Support Costs**  
86th Regular Session, Agency Submission, Version 1  
Automated Budget and Evaluation System of Texas (ABEST)

8/27/2018 1:15:12PM

---

**802 Parks and Wildlife Department**

---

<b>Strategy</b>	<b>Exp 2017</b>	<b>Est 2018</b>	<b>Bud 2019</b>	<b>BL 2020</b>	<b>BL 2021</b>
-----------------	-----------------	-----------------	-----------------	----------------	----------------

---

**3-3-1    Hunting and Fishing License Issuance**

**Method of Allocation**

---

---

---

In general, indirect administrative and support costs are allocated proportionally among all strategies on the basis of budget size for each fiscal year. This method was selected because TPWD is labor intensive and the administrative demands are closely related to budget size.

**7.A. Indirect Administrative and Support Costs**  
86th Regular Session, Agency Submission, Version 1  
Automated Budget and Evaluation System of Texas (ABEST)

8/27/2018 1:15:12PM

**802 Parks and Wildlife Department**

Strategy	Exp 2017	Est 2018	Bud 2019	BL 2020	BL 2021
<b>3-3-2 Boat Registration and Titling</b>					
<b>OBJECTS OF EXPENSE:</b>					
1001 SALARIES AND WAGES	\$71,619	\$ 53,417	\$ 71,899	\$ 84,353	\$ 87,989
1002 OTHER PERSONNEL COSTS	5,498	1,346	1,717	2,209	2,304
2001 PROFESSIONAL FEES AND SERVICES	33,116	18,839	23,760	27,385	28,565
2002 FUELS AND LUBRICANTS	200	199	150	281	293
2003 CONSUMABLE SUPPLIES	466	277	167	415	433
2004 UTILITIES	4,516	1,659	3,139	4,009	4,182
2005 TRAVEL	630	540	436	758	791
2006 RENT - BUILDING	881	234	415	484	505
2007 RENT - MACHINE AND OTHER	335	205	124	248	259
2009 OTHER OPERATING EXPENSE	16,679	7,359	4,738	12,200	12,724
5000 CAPITAL EXPENDITURES	1,184	1,600	2,032	2,350	2,452
<b>Total, Objects of Expense</b>	<b>\$135,124</b>	<b>\$85,675</b>	<b>\$108,577</b>	<b>\$134,692</b>	<b>\$140,497</b>
<b>METHOD OF FINANCING:</b>					
9 Game,Fish,Water Safety Ac	135,124	85,675	108,577	134,692	140,497
<b>Total, Method of Financing</b>	<b>\$135,124</b>	<b>\$85,675</b>	<b>\$108,577</b>	<b>\$134,692</b>	<b>\$140,497</b>
<b>FULL TIME EQUIVALENT POSITIONS</b>	<b>1.1</b>	<b>0.8</b>	<b>1.0</b>	<b>1.2</b>	<b>1.3</b>

**7.A. Indirect Administrative and Support Costs**  
86th Regular Session, Agency Submission, Version 1  
Automated Budget and Evaluation System of Texas (ABEST)

8/27/2018 1:15:12PM

---

**802 Parks and Wildlife Department**

---

Strategy	Exp 2017	Est 2018	Bud 2019	BL 2020	BL 2021
----------	----------	----------	----------	---------	---------

---

**3-3-2 Boat Registration and Titling**

**Method of Allocation**

---

---

---

In general, indirect administrative and support costs are allocated proportionally among all strategies on the basis of budget size for each fiscal year. This method was selected because TPWD is labor intensive and the administrative demands are closely related to budget size.

**7.A. Indirect Administrative and Support Costs**  
86th Regular Session, Agency Submission, Version 1  
Automated Budget and Evaluation System of Texas (ABEST)

8/27/2018 1:15:12PM

**802 Parks and Wildlife Department**

Strategy		Exp 2017	Est 2018	Bud 2019	BL 2020	BL 2021
<b>4-1-1</b>	<b>Implement Capital Improvements and Major Repairs</b>					
<b>OBJECTS OF EXPENSE:</b>						
1001	SALARIES AND WAGES	\$4,085,631	\$ 2,764,145	\$ 2,781,686	\$ 2,742,461	\$ 1,484,482
1002	OTHER PERSONNEL COSTS	313,636	69,668	66,444	71,816	38,874
2001	PROFESSIONAL FEES AND SERVICES	1,889,177	974,855	919,261	890,326	481,930
2002	FUELS AND LUBRICANTS	11,400	10,309	5,804	9,122	4,937
2003	CONSUMABLE SUPPLIES	26,556	14,337	6,442	13,503	7,309
2004	UTILITIES	257,628	85,830	121,448	130,338	70,551
2005	TRAVEL	35,914	27,924	16,865	24,655	13,346
2006	RENT - BUILDING	50,250	12,119	16,038	15,740	8,520
2007	RENT - MACHINE AND OTHER	19,088	10,625	4,807	8,059	4,362
2009	OTHER OPERATING EXPENSE	951,574	380,784	183,253	396,626	214,693
5000	CAPITAL EXPENDITURES	67,556	82,809	78,631	76,417	41,364
	<b>Total, Objects of Expense</b>	<b>\$7,708,410</b>	<b>\$4,433,405</b>	<b>\$4,200,679</b>	<b>\$4,379,063</b>	<b>\$2,370,368</b>
<b>METHOD OF FINANCING:</b>						
9	Game,Fish,Water Safety Ac	1,315,074	476,506	519,473	570,836	0
64	State Parks Acct	6,393,336	3,956,899	3,681,206	3,808,227	2,370,368
	<b>Total, Method of Financing</b>	<b>\$7,708,410</b>	<b>\$4,433,405</b>	<b>\$4,200,679</b>	<b>\$4,379,063</b>	<b>\$2,370,368</b>
<b>FULL TIME EQUIVALENT POSITIONS</b>		<b>64.4</b>	<b>42.6</b>	<b>40.0</b>	<b>40.4</b>	<b>21.9</b>

7.A. Indirect Administrative and Support Costs  
86th Regular Session, Agency Submission, Version 1  
Automated Budget and Evaluation System of Texas (ABEST)

8/27/2018 1:15:12PM

---

802 Parks and Wildlife Department

---

Strategy	Exp 2017	Est 2018	Bud 2019	BL 2020	BL 2021
----------	----------	----------	----------	---------	---------

---

4-1-1 Implement Capital Improvements and Major Repairs

Method of Allocation

---

---

---

In general, indirect administrative and support costs are allocated proportionally among all strategies on the basis of budget size for each fiscal year. This method was selected because TPWD is labor intensive and the administrative demands are closely related to budget size.



**7.A. Indirect Administrative and Support Costs**  
86th Regular Session, Agency Submission, Version 1  
Automated Budget and Evaluation System of Texas (ABEST)

8/27/2018 1:15:12PM

**802 Parks and Wildlife Department**

Strategy		Exp 2017	Est 2018	Bud 2019	BL 2020	BL 2021
<b>4-1-2 Land Acquisition</b>						
<b>OBJECTS OF EXPENSE:</b>						
1001	SALARIES AND WAGES	\$162,414	\$ 316,406	\$ 126,099	\$ 122,037	\$ 134,022
1002	OTHER PERSONNEL COSTS	12,468	7,975	3,012	3,196	3,510
2001	PROFESSIONAL FEES AND SERVICES	75,100	111,590	41,672	39,619	43,510
2002	FUELS AND LUBRICANTS	453	1,180	263	406	446
2003	CONSUMABLE SUPPLIES	1,056	1,641	292	601	660
2004	UTILITIES	10,241	9,825	5,505	5,800	6,370
2005	TRAVEL	1,428	3,196	765	1,097	1,205
2006	RENT - BUILDING	1,998	1,387	727	700	769
2007	RENT - MACHINE AND OTHER	759	1,216	218	359	394
2009	OTHER OPERATING EXPENSE	37,826	43,588	8,308	17,650	19,382
5000	CAPITAL EXPENDITURES	2,686	9,479	3,564	3,400	3,734
	<b>Total, Objects of Expense</b>	<b>\$306,429</b>	<b>\$507,483</b>	<b>\$190,425</b>	<b>\$194,865</b>	<b>\$214,002</b>
<b>METHOD OF FINANCING:</b>						
9	Game,Fish,Water Safety Ac	180,059	230,803	94,130	99,265	103,543
64	State Parks Acct	126,370	276,680	96,295	95,600	110,459
	<b>Total, Method of Financing</b>	<b>\$306,429</b>	<b>\$507,483</b>	<b>\$190,425</b>	<b>\$194,865</b>	<b>\$214,002</b>
<b>FULL TIME EQUIVALENT POSITIONS</b>		<b>2.6</b>	<b>4.9</b>	<b>1.8</b>	<b>1.8</b>	<b>2.0</b>

**7.A. Indirect Administrative and Support Costs**  
86th Regular Session, Agency Submission, Version 1  
Automated Budget and Evaluation System of Texas (ABEST)

8/27/2018 1:15:12PM

---

**802 Parks and Wildlife Department**

---

<b>Strategy</b>	<b>Exp 2017</b>	<b>Est 2018</b>	<b>Bud 2019</b>	<b>BL 2020</b>	<b>BL 2021</b>
-----------------	-----------------	-----------------	-----------------	----------------	----------------

---

**4-1-2 Land Acquisition**

**Method of Allocation**

---

---

---

In general, indirect administrative and support costs are allocated proportionally among all strategies on the basis of budget size for each fiscal year. This method was selected because TPWD is labor intensive and the administrative demands are closely related to budget size.

**7.A. Indirect Administrative and Support Costs**  
86th Regular Session, Agency Submission, Version 1  
Automated Budget and Evaluation System of Texas (ABEST)

8/27/2018 1:15:12PM

**802 Parks and Wildlife Department**

Strategy		Exp 2017	Est 2018	Bud 2019	BL 2020	BL 2021
<b>4-1-3</b>	<b>Infrastructure Program Administration</b>					
<b>OBJECTS OF EXPENSE:</b>						
1001	SALARIES AND WAGES	\$147,391	\$ 190,570	\$ 235,306	\$ 369,286	\$ 421,275
1002	OTHER PERSONNEL COSTS	11,315	4,803	5,621	9,670	11,032
2001	PROFESSIONAL FEES AND SERVICES	68,153	67,210	77,761	119,887	136,765
2002	FUELS AND LUBRICANTS	411	711	491	1,228	1,401
2003	CONSUMABLE SUPPLIES	958	988	545	1,818	2,074
2004	UTILITIES	9,294	5,917	10,273	17,551	20,021
2005	TRAVEL	1,296	1,925	1,427	3,320	3,787
2006	RENT - BUILDING	1,813	836	1,357	2,120	2,418
2007	RENT - MACHINE AND OTHER	689	733	407	1,085	1,238
2009	OTHER OPERATING EXPENSE	34,327	26,253	15,501	53,408	60,927
5000	CAPITAL EXPENDITURES	2,437	5,709	6,651	10,290	11,739
	<b>Total, Objects of Expense</b>	<b>\$278,084</b>	<b>\$305,655</b>	<b>\$355,340</b>	<b>\$589,663</b>	<b>\$672,677</b>
<b>METHOD OF FINANCING:</b>						
9	Game,Fish,Water Safety Ac	47,442	32,852	43,943	76,866	80,179
64	State Parks Acct	230,642	272,803	311,397	512,797	592,498
	<b>Total, Method of Financing</b>	<b>\$278,084</b>	<b>\$305,655</b>	<b>\$355,340</b>	<b>\$589,663</b>	<b>\$672,677</b>
<b>FULL TIME EQUIVALENT POSITIONS</b>						
		<b>2.3</b>	<b>2.9</b>	<b>3.4</b>	<b>5.4</b>	<b>6.2</b>

**7.A. Indirect Administrative and Support Costs**  
86th Regular Session, Agency Submission, Version 1  
Automated Budget and Evaluation System of Texas (ABEST)

8/27/2018 1:15:12PM

---

**802 Parks and Wildlife Department**

---

<b>Exp 2017</b>	<b>Est 2018</b>	<b>Bud 2019</b>	<b>BL 2020</b>	<b>BL 2021</b>
-----------------	-----------------	-----------------	----------------	----------------

---

**Method of Allocation**

---

---

In general, indirect administrative and support costs are allocated proportionally among all strategies on the basis of budget size for each fiscal year. This method was selected because TPWD is labor intensive and the administrative demands are closely related to budget size.

**7.A. Indirect Administrative and Support Costs**  
 86th Regular Session, Agency Submission, Version 1  
 Automated Budget and Evaluation System of Texas (ABEST)

8/27/2018 1:15:12PM

		<b>Exp 2017</b>	<b>Est 2018</b>	<b>Bud 2019</b>	<b>BL 2020</b>	<b>BL 2021</b>
<b>802 Parks and Wildlife Department</b>						
<b>GRAND TOTALS</b>						
<b>Objects of Expense</b>						
1001	SALARIES AND WAGES	\$14,438,926	\$15,935,288	\$16,866,331	\$17,110,294	\$17,110,296
1002	OTHER PERSONNEL COSTS	\$1,108,412	\$401,635	\$402,873	\$448,065	\$448,068
2001	PROFESSIONAL FEES AND SERVICES	\$6,676,495	\$5,620,039	\$5,573,796	\$5,554,773	\$5,554,773
2002	FUELS AND LUBRICANTS	\$40,289	\$59,431	\$35,192	\$56,913	\$56,909
2003	CONSUMABLE SUPPLIES	\$93,852	\$82,653	\$39,062	\$84,247	\$84,246
2004	UTILITIES	\$910,474	\$494,813	\$736,382	\$813,181	\$813,179
2005	TRAVEL	\$126,924	\$160,983	\$102,261	\$153,823	\$153,823
2006	RENT - BUILDING	\$177,589	\$69,867	\$97,246	\$98,204	\$98,205
2007	RENT - MACHINE AND OTHER	\$67,459	\$61,254	\$29,148	\$50,283	\$50,284
2009	OTHER OPERATING EXPENSE	\$3,362,931	\$2,195,207	\$1,111,121	\$2,474,557	\$2,474,560
5000	CAPITAL EXPENDITURES	\$238,745	\$477,398	\$476,766	\$476,766	\$476,765
	<b>Total, Objects of Expense</b>	<b>\$27,242,096</b>	<b>\$25,558,568</b>	<b>\$25,470,178</b>	<b>\$27,321,106</b>	<b>\$27,321,108</b>
<b>Method of Financing</b>						
9	Game,Fish,Water Safety Ac	\$14,266,534	\$13,191,144	\$13,143,863	\$14,184,766	\$14,184,765
64	State Parks Acct	\$12,975,562	\$12,367,424	\$12,326,315	\$13,136,340	\$13,136,343
	<b>Total, Method of Financing</b>	<b>\$27,242,096</b>	<b>\$25,558,568</b>	<b>\$25,470,178</b>	<b>\$27,321,106</b>	<b>\$27,321,108</b>
	<b>Full-Time-Equivalent Positions (FTE)</b>	<b>227.5</b>	<b>245.5</b>	<b>242.9</b>	<b>251.9</b>	<b>252.1</b>

This page is intentionally blank.

**7.B. Direct Administrative and Support Costs**  
 86th Regular Session, Agency Submission, Version 1  
 Automated Budget and Evaluation System of Texas (ABEST)

DATE: 8/27/2018  
 TIME : 1:15:12PM

Agency code: **802**

Agency name: **Parks and Wildlife Department**

Strategy	Exp 2017	Est 2018	Bud 2019	BL 2020	BL 2021
<b>1-1-1 Wildlife Conservation, Habitat Management, and Research</b>					
<b>OBJECTS OF EXPENSE:</b>					
1001 SALARIES AND WAGES	\$1,600,777	\$1,650,000	\$1,650,000	\$1,650,000	\$1,650,000
1002 OTHER PERSONNEL COSTS	79,400	80,000	80,000	80,000	80,000
2002 FUELS AND LUBRICANTS	5,698	5,700	5,700	5,700	5,700
2003 CONSUMABLE SUPPLIES	6,681	6,700	6,700	6,700	6,700
2004 UTILITIES	9,481	9,500	9,500	9,500	9,500
2005 TRAVEL	45,111	45,100	45,100	45,100	45,100
2006 RENT - BUILDING	9,688	9,700	9,700	9,700	9,700
2007 RENT - MACHINE AND OTHER	4,499	4,500	4,500	4,500	4,500
2009 OTHER OPERATING EXPENSE	77,418	77,500	77,500	77,500	77,500
<b>Total, Objects of Expense</b>	<b>\$1,838,753</b>	<b>\$1,888,700</b>	<b>\$1,888,700</b>	<b>\$1,888,700</b>	<b>\$1,888,700</b>
<b>METHOD OF FINANCING:</b>					
9 Game,Fish,Water Safety Ac	648,755	661,035	661,035	661,035	661,035
555 Federal Funds					
15.611.000 Wildlife Restoration	1,161,075	1,227,665	1,227,665	1,227,665	1,227,665
15.634.000 State Wildlife Grants	5,692	0	0	0	0
15.657.000 Endangered Species Conservation	180	0	0	0	0
666 Appropriated Receipts	23,051	0	0	0	0
<b>Total, Method of Financing</b>	<b>\$1,838,753</b>	<b>\$1,888,700</b>	<b>\$1,888,700</b>	<b>\$1,888,700</b>	<b>\$1,888,700</b>
<b>FULL-TIME-EQUIVALENT POSITIONS (FTE):</b>	<b>17.0</b>	<b>18.0</b>	<b>18.0</b>	<b>18.0</b>	<b>18.0</b>
<b>DESCRIPTION</b>					

**7.B. Direct Administrative and Support Costs**  
86th Regular Session, Agency Submission, Version 1  
Automated Budget and Evaluation System of Texas (ABEST)

DATE: **8/27/2018**  
TIME : **1:15:12PM**

---

Agency code: **802**

Agency name: **Parks and Wildlife Department**

---

<b>Strategy</b>	<b>Exp 2017</b>	<b>Est 2018</b>	<b>Bud 2019</b>	<b>BL 2020</b>	<b>BL 2021</b>
-----------------	-----------------	-----------------	-----------------	----------------	----------------

---

**1-1-1 Wildlife Conservation, Habitat Management, and Research**

The direct administrative costs in this strategy provides managerial, budget and administrative assistance and oversight for the following strategies: 1-1-1, 1-1-2 and 1-1-3.



**7.B. Direct Administrative and Support Costs**  
 86th Regular Session, Agency Submission, Version 1  
 Automated Budget and Evaluation System of Texas (ABEST)

DATE: 8/27/2018  
 TIME : 1:15:12PM

Agency code: **802**

Agency name: **Parks and Wildlife Department**

Strategy	Exp 2017	Est 2018	Bud 2019	BL 2020	BL 2021
<b>1-2-1</b>	<b>Inland Fisheries Management, Habitat Conservation, and Research</b>				
<b>OBJECTS OF EXPENSE:</b>					
1001 SALARIES AND WAGES	\$605,850	\$645,000	\$645,000	\$645,000	\$645,000
1002 OTHER PERSONNEL COSTS	47,072	47,100	47,100	47,100	47,100
2001 PROFESSIONAL FEES AND SERVICES	6,819	6,900	6,900	6,900	6,900
2002 FUELS AND LUBRICANTS	3,783	3,800	3,800	3,800	3,800
2003 CONSUMABLE SUPPLIES	2,285	2,300	2,300	2,300	2,300
2004 UTILITIES	3,589	3,600	3,600	3,600	3,600
2005 TRAVEL	24,373	24,400	24,400	24,400	24,400
2007 RENT - MACHINE AND OTHER	167	170	170	170	170
2009 OTHER OPERATING EXPENSE	150,481	150,500	150,500	150,500	150,500
5000 CAPITAL EXPENDITURES	279,026	279,000	279,000	279,000	279,000
<b>Total, Objects of Expense</b>	<b>\$1,123,445</b>	<b>\$1,162,770</b>	<b>\$1,162,770</b>	<b>\$1,162,770</b>	<b>\$1,162,770</b>
<b>METHOD OF FINANCING:</b>					
9 Game,Fish,Water Safety Ac	737,908	755,800	755,800	755,800	755,800
555 Federal Funds					
15.605.000 Sport Fish Restoration	384,307	406,970	406,970	406,970	406,970
15.634.000 State Wildlife Grants	1,230	0	0	0	0
<b>Total, Method of Financing</b>	<b>\$1,123,445</b>	<b>\$1,162,770</b>	<b>\$1,162,770</b>	<b>\$1,162,770</b>	<b>\$1,162,770</b>
<b>FULL-TIME-EQUIVALENT POSITIONS (FTE):</b>	<b>9.0</b>	<b>10.0</b>	<b>10.0</b>	<b>10.0</b>	<b>10.0</b>
<b>DESCRIPTION</b>					

The direct administrative costs in this strategy provides managerial, budget and administrative assistance and oversight for the following strategies: 1-2-1 and 1-2-2.

**7.B. Direct Administrative and Support Costs**  
 86th Regular Session, Agency Submission, Version 1  
 Automated Budget and Evaluation System of Texas (ABEST)

DATE: 8/27/2018  
 TIME : 1:15:12PM

Agency code: **802**

Agency name: **Parks and Wildlife Department**

Strategy	Exp 2017	Est 2018	Bud 2019	BL 2020	BL 2021
<b>1-2-3 Coastal Fisheries Management, Habitat Conservation and Research</b>					
<b>OBJECTS OF EXPENSE:</b>					
1001 SALARIES AND WAGES	\$422,559	\$450,000	\$450,000	\$450,000	\$450,000
1002 OTHER PERSONNEL COSTS	21,515	21,600	21,600	21,600	21,600
2001 PROFESSIONAL FEES AND SERVICES	1,784	1,800	1,800	1,800	1,800
2002 FUELS AND LUBRICANTS	669	700	700	700	700
2003 CONSUMABLE SUPPLIES	2,698	2,700	2,700	2,700	2,700
2004 UTILITIES	2,924	3,000	3,000	3,000	3,000
2005 TRAVEL	11,107	11,150	11,150	11,150	11,150
2007 RENT - MACHINE AND OTHER	4,236	4,300	4,300	4,300	4,300
2009 OTHER OPERATING EXPENSE	251,390	251,400	251,400	251,400	251,400
5000 CAPITAL EXPENDITURES	18,815	18,850	18,850	18,850	18,850
<b>Total, Objects of Expense</b>	<b>\$737,697</b>	<b>\$765,500</b>	<b>\$765,500</b>	<b>\$765,500</b>	<b>\$765,500</b>
<b>METHOD OF FINANCING:</b>					
9 Game,Fish,Water Safety Ac	590,513	765,500	765,500	765,500	765,500
555 Federal Funds					
11.441.000 Regional Fishery Managem	24,097	0	0	0	0
15.605.000 Sport Fish Restoration	971	0	0	0	0
666 Appropriated Receipts	122,116	0	0	0	0
<b>Total, Method of Financing</b>	<b>\$737,697</b>	<b>\$765,500</b>	<b>\$765,500</b>	<b>\$765,500</b>	<b>\$765,500</b>
<b>FULL-TIME-EQUIVALENT POSITIONS (FTE):</b>	<b>9.0</b>	<b>10.0</b>	<b>10.0</b>	<b>10.0</b>	<b>10.0</b>
<b>DESCRIPTION</b>					

The direct administrative costs in this strategy provides managerial, budget and administrative assistance and oversight for the following strategies: 1-2-3 and 1-2-4.

**7.B. Direct Administrative and Support Costs**  
 86th Regular Session, Agency Submission, Version 1  
 Automated Budget and Evaluation System of Texas (ABEST)

DATE: 8/27/2018  
 TIME : 1:15:12PM

Agency code: **802**

Agency name: **Parks and Wildlife Department**

Strategy	Exp 2017	Est 2018	Bud 2019	BL 2020	BL 2021
<b>2-1-3 Parks Support</b>					
<b>OBJECTS OF EXPENSE:</b>					
1001 SALARIES AND WAGES	1,250,776	1,426,444	1,426,444	1,426,444	1,426,444
1002 OTHER PERSONNEL COSTS	117,407	42,652	42,652	42,652	42,652
2002 FUELS AND LUBRICANTS	3,280	5,150	5,150	5,150	5,150
2003 CONSUMABLE SUPPLIES	6,462	5,550	5,550	5,550	5,550
2004 UTILITIES	6,125	6,500	6,500	6,500	6,500
2005 TRAVEL	27,522	37,833	37,833	37,833	37,833
2007 RENT - MACHINE AND OTHER	334	3,467	3,467	3,467	3,467
2009 OTHER OPERATING EXPENSE	79,007	74,853	74,853	74,853	74,853
<b>Total, Objects of Expense</b>	<b>\$1,490,913</b>	<b>\$1,602,449</b>	<b>\$1,602,449</b>	<b>\$1,602,449</b>	<b>\$1,602,449</b>
<b>METHOD OF FINANCING:</b>					
64 State Parks Acct	1,490,486	1,602,449	1,602,449	1,602,449	1,602,449
400 Sporting Good Tax-State	427	0	0	0	0
<b>Total, Method of Financing</b>	<b>\$1,490,913</b>	<b>\$1,602,449</b>	<b>\$1,602,449</b>	<b>\$1,602,449</b>	<b>\$1,602,449</b>
<b>FULL-TIME-EQUIVALENT POSITIONS (FTE):</b>	<b>16.0</b>	<b>18.0</b>	<b>18.0</b>	<b>18.0</b>	<b>18.0</b>

**DESCRIPTION**

The direct administrative costs in this strategy provides managerial, budget and administrative assistance and oversight for the following strategies: 2-1-1, 2-1-2, 2-1-3, 2-2-1, and 2-2-2.

**7.B. Direct Administrative and Support Costs**  
 86th Regular Session, Agency Submission, Version 1  
 Automated Budget and Evaluation System of Texas (ABEST)

DATE: 8/27/2018  
 TIME : 1:15:12PM

Agency code: **802**

Agency name: **Parks and Wildlife Department**

Strategy	Exp 2017	Est 2018	Bud 2019	BL 2020	BL 2021
<b>3-1-3</b>					
<b>Provide Law Enforcement Oversight, Management and Support</b>					
<b>OBJECTS OF EXPENSE:</b>					
1001 SALARIES AND WAGES	\$1,294,643	\$1,696,152	\$1,696,152	\$1,696,152	\$1,696,152
1002 OTHER PERSONNEL COSTS	156,990	66,721	66,721	66,721	66,721
2001 PROFESSIONAL FEES AND SERVICES	450	500	500	500	500
2002 FUELS AND LUBRICANTS	28,750	23,715	23,715	23,715	23,715
2003 CONSUMABLE SUPPLIES	4,465	7,006	7,006	7,006	7,006
2004 UTILITIES	21,767	22,728	22,728	22,728	22,728
2005 TRAVEL	35,567	44,192	44,192	44,192	44,192
2006 RENT - BUILDING	700	1,700	1,700	1,700	1,700
2007 RENT - MACHINE AND OTHER	167	720	720	720	720
2009 OTHER OPERATING EXPENSE	85,825	64,749	64,749	64,749	64,749
<b>Total, Objects of Expense</b>	<b>\$1,629,324</b>	<b>\$1,928,183</b>	<b>\$1,928,183</b>	<b>\$1,928,183</b>	<b>\$1,928,183</b>
<b>METHOD OF FINANCING:</b>					
9 Game,Fish,Water Safety Ac	1,598,000	1,928,183	1,928,183	1,928,183	1,928,183
555 Federal Funds					
97.012.000 Boating Sfty. Financial Assist	31,324	0	0	0	0
<b>Total, Method of Financing</b>	<b>\$1,629,324</b>	<b>\$1,928,183</b>	<b>\$1,928,183</b>	<b>\$1,928,183</b>	<b>\$1,928,183</b>
<b>FULL-TIME-EQUIVALENT POSITIONS (FTE):</b>	<b>19.0</b>	<b>23.0</b>	<b>23.0</b>	<b>23.0</b>	<b>23.0</b>
<b>DESCRIPTION</b>					
The direct administrative costs in this strategy provides managerial, budget and administrative assistance and oversight for the following strategies: 3-1-1, 3-1-2 and 3-1-3.					

**7.B. Direct Administrative and Support Costs**  
 86th Regular Session, Agency Submission, Version 1  
 Automated Budget and Evaluation System of Texas (ABEST)

DATE: 8/27/2018  
 TIME : 1:15:12PM

Agency code: **802**

Agency name: **Parks and Wildlife Department**

Strategy	Exp 2017	Est 2018	Bud 2019	BL 2020	BL 2021
<b>3-2-1 Outreach and Education Programs</b>					
<b>OBJECTS OF EXPENSE:</b>					
1001 SALARIES AND WAGES	\$259,678	\$298,596	\$298,596	\$298,596	\$298,596
1002 OTHER PERSONNEL COSTS	51,935	6,620	6,620	6,620	6,620
2001 PROFESSIONAL FEES AND SERVICES	1,225	1,220	1,220	1,220	1,220
2002 FUELS AND LUBRICANTS	485	270	270	270	270
2003 CONSUMABLE SUPPLIES	5,618	3,213	3,213	3,213	3,213
2004 UTILITIES	3,143	1,404	1,404	1,404	1,404
2005 TRAVEL	2,649	1,775	1,775	1,775	1,775
2007 RENT - MACHINE AND OTHER	1,405	1,174	1,174	1,174	1,174
2009 OTHER OPERATING EXPENSE	20,609	30,096	30,096	30,096	30,096
<b>Total, Objects of Expense</b>	<b>\$346,747</b>	<b>\$344,368</b>	<b>\$344,368</b>	<b>\$344,368</b>	<b>\$344,368</b>
<b>METHOD OF FINANCING:</b>					
9 Game,Fish,Water Safety Ac	290,502	344,368	344,368	344,368	344,368
555 Federal Funds					
15.605.000 Sport Fish Restoration	29,871	0	0	0	0
15.611.000 Wildlife Restoration	23,998	0	0	0	0
666 Appropriated Receipts	2,376	0	0	0	0
<b>Total, Method of Financing</b>	<b>\$346,747</b>	<b>\$344,368</b>	<b>\$344,368</b>	<b>\$344,368</b>	<b>\$344,368</b>
<b>FULL-TIME-EQUIVALENT POSITIONS (FTE):</b>	<b>5.0</b>	<b>6.0</b>	<b>6.0</b>	<b>6.0</b>	<b>6.0</b>
<b>DESCRIPTION</b>					

The direct administrative costs in this strategy provides managerial, budget and administrative assistance and oversight for the following strategies: 3-2-1

**7.B. Direct Administrative and Support Costs**  
 86th Regular Session, Agency Submission, Version 1  
 Automated Budget and Evaluation System of Texas (ABEST)

DATE: 8/27/2018  
 TIME : 1:15:12PM

Agency code: 802

Agency name: Parks and Wildlife Department

Strategy	Exp 2017	Est 2018	Bud 2019	BL 2020	BL 2021
<b>3-2-2</b>	<b>Provide Communication Products and Services</b>				
<b>OBJECTS OF EXPENSE:</b>					
1001 SALARIES AND WAGES	\$345,038	\$369,757	\$369,757	\$369,757	\$369,757
1002 OTHER PERSONNEL COSTS	142,365	12,729	12,729	12,729	12,729
2001 PROFESSIONAL FEES AND SERVICES	1,990	430	430	430	430
2002 FUELS AND LUBRICANTS	353	162	162	162	162
2003 CONSUMABLE SUPPLIES	42	199	199	199	199
2004 UTILITIES	1,084	1,194	1,194	1,194	1,194
2005 TRAVEL	1,560	3,275	3,275	3,275	3,275
2007 RENT - MACHINE AND OTHER	167	351	351	351	351
2009 OTHER OPERATING EXPENSE	27,290	135,751	135,751	135,751	135,751
<b>Total, Objects of Expense</b>	<b>\$519,889</b>	<b>\$523,848</b>	<b>\$523,848</b>	<b>\$523,848</b>	<b>\$523,848</b>
<b>METHOD OF FINANCING:</b>					
9 Game,Fish,Water Safety Ac	285,069	277,639	277,639	277,639	277,639
64 State Parks Acct	225,087	246,209	246,209	246,209	246,209
666 Appropriated Receipts	9,733	0	0	0	0
<b>Total, Method of Financing</b>	<b>\$519,889</b>	<b>\$523,848</b>	<b>\$523,848</b>	<b>\$523,848</b>	<b>\$523,848</b>
<b>FULL-TIME-EQUIVALENT POSITIONS (FTE):</b>	<b>6.0</b>	<b>6.0</b>	<b>6.0</b>	<b>6.0</b>	<b>6.0</b>
<b>DESCRIPTION</b>					

The direct administrative costs in this strategy provides managerial, budget and administrative assistance and oversight for the following strategies: 3-2-2.

**7.B. Direct Administrative and Support Costs**  
 86th Regular Session, Agency Submission, Version 1  
 Automated Budget and Evaluation System of Texas (ABEST)

DATE: 8/27/2018  
 TIME : 1:15:12PM

Agency code: **802**

Agency name: **Parks and Wildlife Department**

Strategy	Exp 2017	Est 2018	Bud 2019	BL 2020	BL 2021
<b>4-1-3                    Infrastructure Program Administration</b>					
<b>OBJECTS OF EXPENSE:</b>					
1001 SALARIES AND WAGES	\$1,015,957	\$1,091,102	\$1,091,102	\$1,091,102	\$1,091,102
1002 OTHER PERSONNEL COSTS	76,077	23,230	23,230	23,230	23,230
2001 PROFESSIONAL FEES AND SERVICES	21,381	26,060	26,060	26,060	26,060
2002 FUELS AND LUBRICANTS	97	600	600	600	600
2003 CONSUMABLE SUPPLIES	26,773	20,560	20,560	20,560	20,560
2004 UTILITIES	8,314	5,000	5,000	5,000	5,000
2005 TRAVEL	6,099	8,000	8,000	8,000	8,000
2007 RENT - MACHINE AND OTHER	24,748	2,500	2,500	2,500	2,500
2009 OTHER OPERATING EXPENSE	113,654	23,361	23,361	23,361	23,361
5000 CAPITAL EXPENDITURES	7,800	92,150	92,150	92,150	92,150
<b>        Total, Objects of Expense</b>	<b>\$1,300,900</b>	<b>\$1,292,563</b>	<b>\$1,292,563</b>	<b>\$1,292,563</b>	<b>\$1,292,563</b>
<b>METHOD OF FINANCING:</b>					
9 Game,Fish,Water Safety Ac	237,740	208,411	208,411	208,411	208,411
64 State Parks Acct	1,063,160	1,084,152	1,084,152	1,084,152	1,084,152
<b>        Total, Method of Financing</b>	<b>\$1,300,900</b>	<b>\$1,292,563</b>	<b>\$1,292,563</b>	<b>\$1,292,563</b>	<b>\$1,292,563</b>
<b>FULL-TIME-EQUIVALENT POSITIONS (FTE):</b>	<b>18.0</b>	<b>19.0</b>	<b>19.0</b>	<b>19.0</b>	<b>19.0</b>
<b>DESCRIPTION</b>					

The direct administrative costs in this strategy provides managerial, budget and administrative assistance and oversight for the following strategies: 4-1-1, 4-1-2, and 4-1-3.

**7.B. Direct Administrative and Support Costs**  
 86th Regular Session, Agency Submission, Version 1  
 Automated Budget and Evaluation System of Texas (ABEST)

DATE: 8/27/2018  
 TIME : 1:15:12PM

Agency code: **802**

Agency name: **Parks and Wildlife Department**

	<b>Exp 2017</b>	<b>Est 2018</b>	<b>Bud 2019</b>	<b>BL 2020</b>	<b>BL 2021</b>
<b>GRAND TOTALS</b>					
<b>Objects of Expense</b>					
1001 SALARIES AND WAGES	\$6,795,278	\$7,627,051	\$7,627,051	\$7,627,051	\$7,627,051
1002 OTHER PERSONNEL COSTS	\$692,761	\$300,652	\$300,652	\$300,652	\$300,652
2001 PROFESSIONAL FEES AND SERVICES	\$33,649	\$36,910	\$36,910	\$36,910	\$36,910
2002 FUELS AND LUBRICANTS	\$43,115	\$40,097	\$40,097	\$40,097	\$40,097
2003 CONSUMABLE SUPPLIES	\$55,024	\$48,228	\$48,228	\$48,228	\$48,228
2004 UTILITIES	\$56,427	\$52,926	\$52,926	\$52,926	\$52,926
2005 TRAVEL	\$153,988	\$175,725	\$175,725	\$175,725	\$175,725
2006 RENT - BUILDING	\$10,388	\$11,400	\$11,400	\$11,400	\$11,400
2007 RENT - MACHINE AND OTHER	\$35,723	\$17,182	\$17,182	\$17,182	\$17,182
2009 OTHER OPERATING EXPENSE	\$805,674	\$808,210	\$808,210	\$808,210	\$808,210
5000 CAPITAL EXPENDITURES	\$305,641	\$390,000	\$390,000	\$390,000	\$390,000
<b>Total, Objects of Expense</b>	<b>\$8,987,668</b>	<b>\$9,508,381</b>	<b>\$9,508,381</b>	<b>\$9,508,381</b>	<b>\$9,508,381</b>
<b>Method of Financing</b>					
9 Game,Fish,Water Safety Ac	\$4,388,487	\$4,940,936	\$4,940,936	\$4,940,936	\$4,940,936
64 State Parks Acct	\$2,778,733	\$2,932,810	\$2,932,810	\$2,932,810	\$2,932,810
400 Sporting Good Tax-State	\$427	\$0	\$0	\$0	\$0
555 Federal Funds	\$1,662,745	\$1,634,635	\$1,634,635	\$1,634,635	\$1,634,635
666 Appropriated Receipts	\$157,276	\$0	\$0	\$0	\$0
<b>Total, Method of Financing</b>	<b>\$8,987,668</b>	<b>\$9,508,381</b>	<b>\$9,508,381</b>	<b>\$9,508,381</b>	<b>\$9,508,381</b>
<b>Full-Time-Equivalent Positions (FTE)</b>	<b>99.0</b>	<b>110.0</b>	<b>110.0</b>	<b>110.0</b>	<b>110.0</b>



**TAB PLACEHOLDER**

**Capital Projects**



### 8.A. Summary of Requests for Capital Project Financing - Base

Agency Code: 802		Agency: Texas Parks and Wildlife Department		Prepared by: Kevin Steele		55,050,343						
Date: August 17, 2018		Project Description		Amount Requested				2020-21 Estimated Debt Service (If Applicable)	Debt Service MOF Code #	Debt Service MOF Requested		
Project ID #	Capital Expenditure Category	Location	Description	New Construction	Health & Safety	Deferred Maintenance	Maintenance					
				Project Category				2020-21 Total Amount Requested	MOF Code #	MOF Requested		
1	Construction of Buildings and Facilities	Fort Richardson SHS	Water and Wastewater System Replacement			500,000		500,000	403	403-SGST-CAPITAL		
2	Construction of Buildings and Facilities	Seminole Canyon SHS	Camp Loop Upgrades			300,000		300,000	403	403-SGST-CAPITAL		
3	Construction of Buildings and Facilities	Goliad SHS	Wastewater System Upgrades			300,000		300,000	403	403-SGST-CAPITAL		
4	Construction of Buildings and Facilities	Palo Duro Canyon SP	Headquarters Replacement			1,000,000		1,000,000	403	403-SGST-CAPITAL		
5	Construction of Buildings and Facilities	Garner SP	Water System Upgrades			500,000		500,000	403	403-SGST-CAPITAL		
6	Construction of Buildings and Facilities	Colorado Bend SP	Water Treatment Plant Replacement			150,000		150,000	403	403-SGST-CAPITAL		
7	Construction of Buildings and Facilities	Pedernales Falls SP	Water and Wastewater System Upgrades			8,000,000		8,000,000	403	403-SGST-CAPITAL		
8	Construction of Buildings and Facilities	Inks Lake SP	Headquarters Building Replacement			100,000		100,000	403	403-SGST-CAPITAL		
9	Construction of Buildings and Facilities	Caddo Lake SP	Water System Upgrade			542,000		542,000	403	403-SGST-CAPITAL		
10	Construction of Buildings and Facilities	Albert and Bessie Kronkosky SNA	Public Use Development - Planning and Design			2,969,000		2,969,000	403	403-SGST-CAPITAL		
11	Construction of Buildings and Facilities	Stephen F Austin SHS	WWTP Equalization Basin construction			114,000		114,000	403	403-SGST-CAPITAL		
12	Construction of Buildings and Facilities	Tyler SP	Headquarters Replacement			5,357,310		5,357,310	403	403-SGST-CAPITAL		
13	Construction of Buildings and Facilities	Devil's River SP	New Visitor Check-in Building and Lodge Remodel - South Unit			100,000		100,000	403	403-SGST-CAPITAL		
14	Construction of Buildings and Facilities	Palmetto SP	Group Camp Area Erosion Control			500,000		500,000	403	403-SGST-CAPITAL		
15	Construction of Buildings and Facilities	Wyer Aerial Tramway	Drive System Upgrades			40,000		40,000	403	403-SGST-CAPITAL		
16	Construction of Buildings and Facilities	Lake Arrowhead SP	Wastewater Collection and Treatment System Repairs			140,473		140,473	403	403-SGST-CAPITAL		
17	Construction of Buildings and Facilities	Big Bend Ranch SP	Building Renovations			1,775,311		1,775,311	403	403-SGST-CAPITAL		
18	Construction of Buildings and Facilities	Balmorea SP	Wastewater System Assessment and Replacement			3,487,499		3,487,499	403	403-SGST-CAPITAL		
19	Construction of Buildings and Facilities	Cedar Hill SP	Facility Repairs - Flood Recovery			1,600,000		1,600,000	403	403-SGST-CAPITAL		
20	Construction of Buildings and Facilities	Lake Somerville SP - Birch Creek	Facility Repairs - Flood Recovery			275,000		275,000	403	403-SGST-CAPITAL		
21	Construction of Buildings and Facilities	Lake Somerville SP - Nails Creek	Facility Repairs - Flood Recovery			40,000		40,000	403	403-SGST-CAPITAL		
22	Construction of Buildings and Facilities	Lake Somerville SP - Trailway	Trailway - Bridge Repairs - Flood Recovery			700,000		700,000	403	403-SGST-CAPITAL		
23	Construction of Buildings and Facilities	Ray Roberts Lake SP - Complex	Site Repairs - Flood Recovery			500,000		500,000	403	403-SGST-CAPITAL		
24	Construction of Buildings and Facilities	Stephen F Austin SHS	Facility Repairs - Flood Recovery			500,000		500,000	403	403-SGST-CAPITAL		
25	Construction of Buildings and Facilities	Goliad SP	Facility Repairs - Harvey Damage Recovery			85,000		85,000	403	403-SGST-CAPITAL		
26	Construction of Buildings and Facilities	Goose Island SP	Facility Repairs - Harvey Recovery			400,000		400,000	403	403-SGST-CAPITAL		
27	Construction of Buildings and Facilities	Mustang Island SP	Facility Repairs - Harvey Recovery			200,000		200,000	403	403-SGST-CAPITAL		
28	Construction of Buildings and Facilities	Village Creek SP	Facility Damage Repairs - Harvey Recovery			116,000		116,000	403	403-SGST-CAPITAL		
29	Construction of Buildings and Facilities	South Llano River SP	Headquarters Replacement			2,300,000		2,300,000	403	403-SGST-CAPITAL		
30	Construction of Buildings and Facilities	Fort Boggy SP	New Cabin Area Restroom			800,000		800,000	403	403-SGST-CAPITAL		
31	Construction of Buildings and Facilities	Mother Neff SP	Restroom and CCC Rock Tabernacle Repairs and Stabilization			575,000		575,000	403	403-SGST-CAPITAL		
32	Construction of Buildings and Facilities	Waco Office (Law Enf., SP Reg. 5 HQ)	Office Renovation			250,000		250,000	403	403-SGST-CAPITAL		

### 8.A. Summary of Requests for Capital Project Financing - Base

Agency Code: 802		Agency: Texas Parks and Wildlife Department		Prepared by: Kevin Steele		55,050,343							
Date: August 17, 2018		Project Description		Project Category				Amount Requested					
Project ID #	Capital Expenditure Category	Location	Description	New Construction	Health & Safety	Deferred Maintenance	Maintenance	2020-21 Total Amount Requested	MOF Code #	MOF Requested	2020-21 Estimated Debt Service (If Applicable)	Debt Service MOF Code #	Debt Service MOF Requested
33	Construction of Buildings and Facilities	Choke Canyon SP - Calliham Unit	Backup Electrical Generator Installation			300,000		300,000	403	403-SGST-CAPITAL			
34	Construction of Buildings and Facilities	Seminole Canyon SHS	Headquarters Repairs			800,000		800,000	403	403-SGST-CAPITAL			
35	Construction of Buildings and Facilities	Caddo Lake SP	Historic Building Renovations			373,452		373,452	403	403-SGST-CAPITAL			
36	Construction of Buildings and Facilities	South Llano River SP	Water Utility Upgrades			392,690		392,690	403	403-SGST-CAPITAL			
37	Construction of Buildings and Facilities	Fort Parker SP	Nature Center Repairs			482,844		482,844	403	403-SGST-CAPITAL			
38	Construction of Buildings and Facilities	Choke Canyon SP - Calliham Unit	Water Treatment Plant Repairs			480,000		480,000	403	403-SGST-CAPITAL			
39	Construction of Buildings and Facilities	Lake Corpus Christi SP	Restroom Replacement			1,198,137		1,198,137	403	403-SGST-CAPITAL			
40	Construction of Buildings and Facilities	Eisenhower SP	Restroom Replacement			1,010,000		1,010,000	403	403-SGST-CAPITAL			
41	Construction of Buildings and Facilities	Indian Lodge	Utilities, Envelope and Parking Lot Upgrades			454,000		454,000	403	403-SGST-CAPITAL			
42	Construction of Buildings and Facilities	Statewide - Unspecified State Park	Roof Replacements - State Parks Region 5			648,688		648,688	403	403-SGST-CAPITAL			
43	Construction of Buildings and Facilities	Enchanted Rock SNA	Secondary Water Tower Construction			94,000		94,000	403	403-SGST-CAPITAL			
44	Construction of Buildings and Facilities	Lake Livingston SP	Lift Station Repairs			565,190		565,190	403	403-SGST-CAPITAL			
45	Construction of Buildings and Facilities	Martin Dies Jr SP	Lift Station Repairs			1,435,988		1,435,988	403	403-SGST-CAPITAL			
46	Construction of Buildings and Facilities	Mission Tejas SHS	Utility Upgrades			477,023		477,023	403	403-SGST-CAPITAL			
47	Construction of Buildings and Facilities	Cooper Lake SP - South Sulphur Unit	Wastewater Treatment Plant Repairs			225,000		225,000	403	403-SGST-CAPITAL			
48	Construction of Buildings and Facilities	Statewide - Unspecified State Park	Statewide Wastewater Plant Improvements			500,000		500,000	403	403-SGST-CAPITAL			
49	Construction of Buildings and Facilities	Lake Somerville SP - Birch Creek	Restroom Replacements			302,364		302,364	403	403-SGST-CAPITAL			
50	Construction of Buildings and Facilities	Stephen F Austin SHS	Phase 2 Flood Damage Repairs			1,800,000		1,800,000	403	403-SGST-CAPITAL			
51	Construction of Buildings and Facilities	Balmorea SP	Historic Complex Renovations			500,000		500,000	403	403-SGST-CAPITAL			
52	Construction of Buildings and Facilities	Dinosaur Valley SP	Pavilion Repairs			380,107		380,107	403	403-SGST-CAPITAL			
53	Construction of Buildings and Facilities	Fort Richardson SHS	Fishing Pier Replacement			214,267		214,267	403	403-SGST-CAPITAL			
54	Construction of Buildings and Facilities	A E Wood FH	Replace HVAC System at the Analytical Services Lab and Fisheries District Office			40,000		40,000	0009	GR-D GAME, FISH & WATER SAFETY (FW STAMP 0917)			
55	Construction of Buildings and Facilities	Dundee Fish Hatchery	Ozone System Replacement			250,000		250,000	0009	GR-D GAME, FISH & WATER SAFETY (FW STAMP 0917)			
56	Construction of Buildings and Facilities	Dundee Fish Hatchery	Pump Repairs			200,000		200,000	0009	GR-D GAME, FISH & WATER SAFETY (FW STAMP 0917)			
57	Construction of Buildings and Facilities	East Texas FH	Replace Vertical Turbine Pump Shafts			40,000		40,000	0009	GR-D GAME, FISH & WATER SAFETY (FW STAMP 0917)			
58	Construction of Buildings and Facilities	Mathis Office	Field Office Replacement			1,500,000		1,500,000	0009	GR-D GAME, FISH & WATER SAFETY (FW STAMP 0917)			
59	Construction of Buildings and Facilities	Inland Fisheries - Statewide	Statewide IT Upgrades - Inland Fisheries			250,000		250,000	0009	GR-D GAME, FISH & WATER SAFETY (FW STAMP 0917)			
60	Construction of Buildings and Facilities	Possum Kingdom FH	New Harvest Kettles			2,000,000		2,000,000	0009	GR-D GAME, FISH & WATER SAFETY (FW STAMP 0917)			
61	Construction of Buildings and Facilities	A E Wood FH	Hatchery Pond Liner Replacements			720,000		720,000	0009	GR-D GAME, FISH & WATER SAFETY (FW STAMP 0917)			

### 8.A. Summary of Requests for Capital Project Financing - Base

Agency Code: 802		Agency: Texas Parks and Wildlife Department		Prepared by: Kevin Steele		55,050,343							
Date: August 17, 2018				Amount Requested									
Project ID #	Capital Expenditure Category	Project Description		Project Category				2020-21 Total Amount Requested	MOF Code #	MOF Requested	2020-21 Estimated Debt Service (If Applicable)	Debt Service MOF Code #	Debt Service MOF Requested
		Location	Description	New Construction	Health & Safety	Deferred Maintenance	Maintenance						
62	Construction of Buildings and Facilities	The Tyler Nature Center	Regional Office Replacement			1,500,000		1,500,000	0009	GR-D GAME, FISH & WATER SAFETY (0930)			
63	Construction of Buildings and Facilities	Gus Engeling WMA	Septic System Replacements			250,000		250,000	0009	GR-D GAME, FISH & WATER SAFETY (0930)			
64	Construction of Buildings and Facilities	Matador/Panhandle WMAs	Multiple Water Well Replacements			450,000		450,000	0009	GR-D GAME, FISH & WATER SAFETY (0930)			
65	Construction of Buildings and Facilities	Mason Mountain WMA	Headquarters Office Renovation			250,000		250,000	0009	GR-D GAME, FISH & WATER SAFETY (0930)			
66	Construction of Buildings and Facilities	Kerr	Interior Fence Repair/Replacement			550,000		550,000	0009	GR-D GAME, FISH & WATER SAFETY (0930)			
67	Construction of Buildings and Facilities	Statewide	Urgent Capital Repairs			200,000		200,000	0009	GR-D GAME, FISH & WATER SAFETY (SW STAMP-0918)			

This page is intentionally blank.

### 8.A. Summary of Requests for Capital Project Financing - Exceptional

Agency Code: 802	Agency: Texas Parks and Wildlife Department			Prepared by: Kevin Steele		162,080,483							
Date: August 21, 2018	Project Description			Project Category				Amount Requested		2020-21 Estimated Debt Service (If Applicable)		Debt Service MOF Requested	
Project ID #	Capital Expenditure Category	Location	Description	New Construction	Health & Safety	Deferred Maintenance	Maintenance	2020-21 Total Amount Requested	MOF Code #	MOF Requested	Estimated Debt Service (If Applicable)	Debt Service MOF Code #	Debt Service MOF Requested
1	Construction of Buildings and Facilities	Palo Pinto Mountain SP	Development of Palo Pinto State Park	12,500,000				12,500,000	0064	GR-D STATE PARKS ACCOUNT			
2	Construction of Buildings and Facilities	Huntsville SP	CCC Boathouse and Lodge Patio Wall Repairs			2,286,766		2,286,766	8016	URMFT			
3	Construction of Buildings and Facilities	Lake Livingston SP	Marina Area and Fishing Pier Upgrades and Repairs			1,460,000		1,460,000	8016	URMFT			
4	Construction of Buildings and Facilities	Bastrop SP	Dam Replacement and Road Repairs			1,000,000		1,000,000	8016	URMFT			
5	Construction of Buildings and Facilities	Huntsville SP	Tower and Intake Structure Replacement			1,100,000		1,100,000	8016	URMFT			
6	Construction of Buildings and Facilities	Monahans Sandhills SP	Visitor Center Repairs and HQ Restroom Replacement			2,574,168		2,575,168	403	403-SGST-CAPITAL			
7	Construction of Buildings and Facilities	Lake Brownwood SP	Utility Service Lines Replacement			651,464		650,464	403	403-SGST-CAPITAL			
8	Construction of Buildings and Facilities	Sheldon Lake SP	Wastewater Treatment Plant Replacement			400,000		400,000	403	403-SGST-CAPITAL			
9a	Construction of Buildings and Facilities	Bonham SP	Roof Replacements			70,000		70,000	403	403-SGST-CAPITAL			
9b	Construction of Buildings and Facilities	Bonham SP	Roof Replacements			280,000		280,000	0064	GR-D STATE PARKS ACCOUNT			
10	Construction of Buildings and Facilities	Martin Creek Lake SP	Roof Replacements			560,000		560,000	403	403-SGST-CAPITAL			
11	Construction of Buildings and Facilities	Ray Roberts Lake SP - Johnson Branch Unit	Roof Replacements			1,100,000		1,100,000	403	403-SGST-CAPITAL			
12	Construction of Buildings and Facilities	Colorado Bend SP	New Wastewater Plant			300,000		300,000	403	403-SGST-CAPITAL			
13	Construction of Buildings and Facilities	Fort Parker SP	Maintenance Building and Headquarters Replacement			470,000		470,000	403	403-SGST-CAPITAL			
14a	Construction of Buildings and Facilities	Cooper Lake SP - South Sulphur Unit	Roof Replacements			500,000		500,000	0064	GR-D STATE PARKS ACCOUNT			
14b	Construction of Buildings and Facilities	Cooper Lake SP - South Sulphur Unit	Roof Replacements			200,000		200,000	403	403-SGST-CAPITAL			
15a	Construction of Buildings and Facilities	Purtis Creek SP	Roof Replacements			140,000		140,000	0064	GR-D STATE PARKS ACCOUNT			
15b	Construction of Buildings and Facilities	Purtis Creek SP	Roof Replacements			35,000		35,000	403	403-SGST-CAPITAL			
16	Construction of Buildings and Facilities	Statewide	Statewide IT Upgrades - State Parks			1,508,051		1,508,051	403	403-SGST-CAPITAL			
17a	Construction of Buildings and Facilities	Colorado Bend SP	Restroom Replacement			800,000		800,000	0064	GR-D STATE PARKS ACCOUNT			
17b	Construction of Buildings and Facilities	Colorado Bend SP	Restroom Replacement			200,000		200,000	403	403-SGST-CAPITAL			
18a	Construction of Buildings and Facilities	Longhorn Cavern SP	Concession Building Roof Replacement			240,000		240,000	0064	GR-D STATE PARKS ACCOUNT			
18b	Construction of Buildings and Facilities	Longhorn Cavern SP	Concession Building Roof Replacement			60,000		60,000	403	403-SGST-CAPITAL			
19	Construction of Buildings and Facilities	Big Bend Ranch SP	Visitor Center and Bunkhouse Repairs			700,000		700,000	403	403-SGST-CAPITAL			
20a	Construction of Buildings and Facilities	Tyler Nature Center	State Park Region 6 Office Complex Replacement			2,125,000		2,125,000	0064	GR-D STATE PARKS ACCOUNT			
20b	Construction of Buildings and Facilities	Tyler Nature Center	State Park Region 6 Office Complex Replacement			4,455,000		4,455,000	403	403-SGST-CAPITAL			
21	Construction of Buildings and Facilities	Big Bend Ranch SP	Apartment Renovations			1,090,034		1,090,034	403	403-SGST-CAPITAL			
22a	Construction of Buildings and Facilities	Goliad SHS	Phase 2 Maintenance Complex			300,000		300,000	0064	GR-D STATE PARKS ACCOUNT			
22b	Construction of Buildings and Facilities	Goliad SHS	Phase 2 Maintenance Complex			75,000		75,000	403	403-SGST-CAPITAL			
23a	Construction of Buildings and Facilities	Lockhart SP	Golf Course Irrigation System Replacement			240,000		240,000	0064	GR-D STATE PARKS ACCOUNT			
23b	Construction of Buildings and Facilities	Lockhart SP	Golf Course Irrigation System Replacement			60,000		60,000	403	403-SGST-CAPITAL			
24	Construction of Buildings and Facilities	Possum Kingdom FH	Hatchery Pond Liner Replacement			3,000,000		3,000,000	0009	GR-D GAME, FISH & WATER SAFETY (FW STAMP 0917)			

### 8.A. Summary of Requests for Capital Project Financing - Exceptional

Agency Code: 802	Agency: Texas Parks and Wildlife Department	Prepared by: Kevin Steele		Amount Requested: 162,080,483									
Date: August 21, 2018		Project Description		Project Category				2020-21 Total Amount Requested		2020-21 Estimated Debt Service (If Applicable)		Debt Service MOF Requested	
Project ID #	Capital Expenditure Category	Location	Description	New Construction	Health & Safety	Deferred Maintenance	Maintenance	2020-21 Total Amount Requested	MOF Code #	MOF Requested	2020-21 Estimated Debt Service (If Applicable)	Debt Service MOF Code #	Debt Service MOF Requested
25	Construction of Buildings and Facilities	Inland Fisheries - Statewide	New Hatchery Wash Stations - Statewide			2,000,000		2,000,000	8016	URMFT			
26	Construction of Buildings and Facilities	McGillivray and Leona McKie Muse WMA	Interior Fence Repair/Replacement			300,000		300,000	8016	URMFT			
27	Construction of Buildings and Facilities	Mason Mountain WMA	Boundary Fence Repair			600,000		600,000	8016	URMFT			
28	Construction of Buildings and Facilities	Roger R Fawcett WMA	Perimeter Fence Replacement			1,100,000		1,100,000	8016	URMFT			
29	Construction of Buildings and Facilities	Perry R Bass Marine Research Station	Seawater Intake Pump			2,000,000		2,000,000	0009	GR-D GAME, FISH & WATER SAFETY (SW STAMP-0918)			
30	Construction of Buildings and Facilities	Sea Center Texas	Secondary Pump Station Renovation			1,600,000		1,600,000	8016	URMFT			
31a	Construction of Buildings and Facilities	Austin Headquarters Complex	Buildings A, B, C Roof Replacements, and Exterior Entrance Upgrades			2,300,000		2,300,000	0064	GR-D STATE PARKS ACCOUNT			
31b	Construction of Buildings and Facilities	Austin Headquarters Complex	Buildings A, B, C Roof Replacements, and Exterior Entrance Upgrades			2,700,000		2,700,000	0009	GR-D GAME, FISH & WATER SAFETY (0930)			
32	Construction of Buildings and Facilities	Brazos Bend SP	Repair Levee			2,000,000		2,000,000	0001	GENERAL REVENUE-Fund 1			
33	Construction of Buildings and Facilities	Buescher SP	CCC Dam Spillway Restoration - Harvey Recovery			6,000,000		6,000,000	0001	GENERAL REVENUE-Fund 1			
34	Construction of Buildings and Facilities	Battleship TEXAS	Backup Anchoring Equipment			1,000,000		1,000,000	0001	GENERAL REVENUE-Fund 1			
35	Construction of Buildings and Facilities	Battleship TEXAS	Dry berth Battleship TEXAS			100,000,000		100,000,000	0001	GENERAL REVENUE-Fund 1			







**4200 Smith School Road  
Austin, Texas 78744  
[www.tpwd.texas.gov](http://www.tpwd.texas.gov)**

PWD BK A0900-648 (9/18)

In accordance with Texas State Depository Law, this publication is available at the Texas State Publications Clearinghouse and/or Texas Depository Libraries.

TPWD receives funds from the USFWS. TPWD prohibits discrimination on the basis of race, color, religion, national origin, disability, age, and gender, pursuant to state and federal law. To request an accommodation or obtain information in an alternative format, please contact TPWD on a Text Telephone (TDD) at (512) 389-8915 or by Relay Texas at 7-1-1 or (800) 735-2989. If you believe you have been discriminated against by TPWD, please contact TPWD or the U.S. Fish and Wildlife Service, Office for Diversity and Workforce Management, 5275 Leesburg Pike, Falls Church, VA 22041.